

ORDER INVOICE WITH ENGINEERING BREAKDOWN [PRH09523]

JUNE 05, 2023

(PRH09523)-ENGINE (G1B04423)-GENERATOR (JSJ05378)-GENSET

For Help Desk Phone Numbers [Click here](#)



Caution Ordering Parts from TMI Order Invoice with Engineering Breakdown

Order Invoice with Engineering Breakdown information is provided by the orders system, once you click breakdown of a part, TMI pulls the information from the Engineering Data System (EDS).

EDS is not a manufacturing bill of material system but a engineering part in effect system. TMI uses the built date and calls EDS to pull the part in effect at that time.

Recently, TMI added an as manufactured tab. This tab provides the consist as reported from the engine factory. This data is limited but growing for new manufactured engines. To see an example enter "AT400559"

As-Manufactured tab is refreshed with correct data. The history records as well as the current data with wrong details are deleted. From 28th march 2019, TMI is maintaining only current data which possesses correct details.

To validate you are ordering a correct part, TMI encourages you to contact Morton Parts. 800-566-7782 or <https://pscrmwebforms.cat.com/GDSNquickentry.aspx>

The below option will email full breakdown of the serial number

Excel PDF

FullBreakDown

Sales Model: C32 Invoice Number:GE 883350 Dealer: B274 S.O. Number: TQVSC00 Invoice Date: 2022-05-31

[Feature Code](#)

[Part Numbers](#)

[Ship Loose](#)


[Help](#)

Feature Codes [Top](#)


91 results found, displaying 1 to 91

Reference Number	Eng Chg	Quantity	ASM	LESS		Set Type	Reference Drawing	Description
C32DR70	F	1	I				Drawing...	C32 1000KW 60HZ TIER 2.
OGNAR72	F	1	I				Drawing...	1402/1B-2/3P-RW-IE 072
ACL0017	F	1	I				Drawing...	STANDARD AIR CLEANER 17
BAT2431	F	1	S				Drawing...	BATT SET 1X 24V WET 1125CCA 31
BTC1032	F	1	S				Drawing...	BATTERY CHARGER 10A NFPA
JWH0241	F	1	I					JW HEATER - SINGLE W/PUMP 60HZ
WIRJW40	F	1	I					WIRING GP-JW HEATER 40
OPNSS01	F	1	I					STANDARD SUMP OIL PAN 01
NOEUCRT	F	1	I				Drawing...	NO EU(GB) NON-EMISSION CERT
STDRAD2	F	1	I				Drawing...	STANDARD RADIATOR 02
LANENGC	F	1	I					ENGLISH PANEL LANGUAGE
CPMNTY	F	1	I				Drawing...	RH CP/AUX MTG WITH RH EXT BOX
BOXGN30	F	1	I				Drawing...	GENERATOR TERMINAL BOX
AVRIVR0	F	1	I					INTEGRATED VOLTAGE REGULATOR..
MBLVW01	F	1	I				Drawing...	LOW VOLTAGE WIRING
CNTBOXM	F	1	I				Drawing...	CONTROL BOX MOUNTING
MBACC01	F	1	I				Drawing...	1400 FRAME REAR & BOTTOM COVER
EMPTYPR	F	1	I				Drawing...	RIGHT SIDE EXTENSION BOX
EXBXFLR	F	1	I				Drawing...	EXTENSION BOX FLOOR RIGHT
BOTCVRL	F	1	I				Drawing...	LOWER COVER LEFT

91 results found, displaying 1 to 91



Reference Number	Eng Chg	Quantity	ASM	LESS 	Set Type	Reference Drawing	Description
BOTCVRB	F	1	I			Drawing...	LOWER COVER REAR
TMCETH1	F	1	I				ETHERNET ONLY
HTRCG02	F	1	I				208/220/240V JWH CONTROL
ANNC001	F	1	S				QTY REMOTE ANNUNC (1-5)
CT20006	F	1	I				CT 2000:5 RATIO
GRND007	F	1	I				GROUND GROUP 07
NGRDCNC	F	1	I				NEUTRAL GROUND CONNECTION LV
BS14MUL	F	1	I				CENTER 5000A LV MULTI BUS
BOTCR03	F	1	I			Drawing...	BOTTOM CABLE ENTRY 3
SUPCBL3	F	1	I				SUPPORT CABLE GROUP 3
CBMMPR1	F	1	I			Drawing...	MP FRAME CB RIGHT MOUNT
MPWIRUV	F	1	I				MP FRAME CB WIRING W-UV
MCONB3R	F	1	I			Drawing...	MP FRAME CONN 3P BCE RIGHT
MEG1EPR	F	1	I			Drawing...	MP 1600A LSIG 3P UL EO UV
BS1BOP1	F	1	I			Drawing...	STANDARD BASE 1B/1400/20/40
VIBIS97	F	1	S			Drawing...	STD PACKAGE ISOLATORS (S)(FL)
TRCOP01	F	1	I				TORSIONAL COUPLING 75 SHORE 01
COOL002	F	1	I			Drawing...	138L EXTENDED LIFE COOLANT
GRD0007	F	1	I			Drawing...	GUARD AND SHIELD SYSTEM 07
EMCPM44	F	1	I			Drawing...	EMCP4.4 CONTROL PNL NON RECESS
EUIHNO2	F	1	I				ENGINE INTERFACE HARNESS EUI 2
ANFPA01	F	1	I				LOCAL NFPA ANNUNCIATOR
NGENRTD	F	1	I				NO GEN TEMP MONITOR PACK REQD
NONIBC	F	1	I				NO SEISMIC CERTIFICATION
NONSBFT	F	1	I			Drawing...	NO SUB BASE FUEL TANK.
STDSTRT	F	1	I				STANDARD STARTING MOTOR
TOPCVRB	F	1	I			Drawing...	UPPER COVER REAR
TOPCVRL	F	1	I			Drawing...	UPPER COVER LEFT
1600AMP	F	1	I			Drawing...	1600 AMP BREAKER
EMCP44P	F	1	I			Drawing...	EMCP 4.4 CONTROL PANEL
NONAUXB	F	1	I				NO AUXILIARY BOX REAR RQD
NONAUXL	F	1	I				NO AUXILIARY BOX LEFT RQD
NONAUXR	F	1	I				NO AUXILIARY BOX RIGHT RQD
NONCBKB	F	1	I				NO CIRCUIT BREAKER - REAR RQD
NONCSA	F	1	I				NO CSA CERTIFICATION
NOOLR00	F	1	I			Drawing...	NO OIL LEVEL REGULATOR 000
PNLFRHS	F	1	I			Drawing...	CONTROL PANEL MOUNTING - RIGHT
STANDBY	F	1	I				STANDBY POWER
ULLIST	F	1	I			Drawing...	UL 2200 LISTED PACKAGE GEN SET
60H0480	F	1	I			Drawing...	60HZ 480 VOLT (WYE)
LANENGO	F	1	I				ENGLISH INSTRUCTION LANGUAGE
SWP0003	F	1	I				SHRINK WRAP PROTECTION 03
CERTESE	F	1	I				EPA STATIONARY EMERGENCY
MSCEC70	F	1	I				ENERGY UTILITIES
MWCODEF	F	1	I				STANDBY POWER
MSEPGGN	F	1	I				GENERAL EPG
KW01000	F	1	I				60 HZ, 1000 EKW W/FAN
3POLE01	F	1	I				3 POLE CIRCUIT BREAKER
LOW	F	1	I				LOW
NOENCLO	F	1	I			Drawing...	NO ENCLOSURE REQUIRED
GENT125	F	1	I				125C TEMP RISE OVER 40C AMB
CBFMP01	F	1	I				MASTERPACT BREAKER
CBPARUV	F	1	I				PARALLELING BREAKER
INTEX01	F	1	I				INTERNALLY EXCITED (IE)
LSIG001	F	1	I				LSIG TRIP UNIT
NOCBR01	F	1	I				NO CIRCUIT BREAKER
NOEACRT	F	1	I				NO EURASIAN CONFORMITY MARK
NONCBKL	F	1	I				NO CIRCUIT BREAKER - LEFT RQD

91 results found, displaying 1 to 91

Reference Number	Eng Chg	Quantity	ASM	LESS 	Set Type	Reference Drawing	Description
NONPCB	F	1	I				NO POWER CONN REAR
NONPCL	F	1	I				NO POWER CONN LEFT
NONPCR	F	1	I				NO POWER CONN RIGHT
NONSEBB	F	1	I				NO REAR EXTENSION BOX
NONSEBL	F	1	I				NO SIDE EXTENSION BOX LEFT RQD
NONSHDR	F	1	I				NO BOTTOM CABLE SHROUD RH REQD
NONSHTR	F	1	I				NO TOP CABLE SHROUD RIGHT REQD
NORTD01	F	1	I				NO STATOR RTDS
RANWD01	F	1	I				RANDOM WOUND
TCVNO	F	1	I				DECLINE / NOTAPPLICABLE
0V2329	F	1	I				PRODUCTION CORRECTION
6205451	F	1	I				FILM GP
6205452	F	1	I				FILM GP

Part Numbers [Top](#)

195 results found, displaying 1 to 195

Reference Number	Eng Chg	Quantity	ASM	LESS 	Set Type	Description	Reference Drawing	SIS Part Diagram 
C32DR70	F	1	I			C32 1000KW 60HZ TIER 2.		
OGNAR72	F	1	I			1402/1B-2/3P-RW-IE 072		
ACL0017	F	1	I			STANDARD AIR CLEANER 17		
BAT2431	F	1	S			BATT SET 1X 24V WET 1125CCA 31		
BTC1032	F	1	S			BATTERY CHARGER 10A NFPA		
JWH0241	F	1	I			JW HEATER - SINGLE W/PUMP 60HZ		
WIRJW40	F	1	I			WIRING GP-JW HEATER 40		
OPNSS01	F	1	I			STANDARD SUMP OIL PAN 01		
NOEUCRT	F	1	I			NO EU(GB) NON-EMISSION CERT		
STD RAD2	F	1	I			STANDARD RADIATOR 02		
LANENGC	F	1	I			ENGLISH PANEL LANGUAGE		
CPMNTY	F	1	I			RH CP/AUX MTG WITH RH EXT BOX		
BOXGN30	F	1	I			GENERATOR TERMINAL BOX		
AVRIVR0	F	1	I			INTEGRATED VOLTAGE REGULATOR..		
MBLVW01	F	1	I			LOW VOLTAGE WIRING		
CNTBOXM	F	1	I			CONTROL BOX MOUNTING		
MBACC01	F	1	I			1400 FRAME REAR & BOTTOM COVER		
EMPTYPR	F	1	I			RIGHT SIDE EXTENSION BOX		
EXBXFLR	F	1	I			EXTENSION BOX FLOOR RIGHT		
BOTCVRL	F	1	I			LOWER COVER LEFT		
BOTCVRB	F	1	I			LOWER COVER REAR		
TMCETH1	F	1	I			ETHERNET ONLY		
HTRCG02	F	1	I			208/220/240V JWH CONTROL		
ANNC001	F	1	S			QTY REMOTE ANNUNC (1-5)		
CT20006	F	1	I			CT 2000:5 RATIO		
GRND007	F	1	I			GROUND GROUP 07		
NGRDCNC	F	1	I			NEUTRAL GROUND CONNECTION LV		
BS14MUL	F	1	I			CENTER 5000A LV MULTI BUS		
BOTCR03	F	1	I			BOTTOM CABLE ENTRY 3		
SUPCBL3	F	1	I			SUPPORT CABLE GROUP 3		
CBMMPR1	F	1	I			MP FRAME CB RIGHT MOUNT		
MPWIRUV	F	1	I			MP FRAME CB WIRING W-UV		
MCONB3R	F	1	I			MP FRAME CONN 3P BCE RIGHT		
MEG1EPR	F	1	I			MP 1600A LSIG 3P UL EO UV		
BS1BOP1	F	1	I			STANDARD BASE 1B/1400/20/40		
VIBIS97	F	1	S			STD PACKAGE ISOLATORS (S) (FL)		
TRCOP01	F	1	I			TORSIONAL COUPLING 75 SHORE 01		


COOL002	F	1	I	138L EXTENDED LIFE COOLANT	
GRD0007	F	1	I	GUARD AND SHIELD SYSTEM 07	
EMCPM44	F	1	I	EMCP4.4 CONTROL PNL NON RECESS	
EUIHN02	F	1	I	ENGINE INTERFACE HARNESS EUI 2	
ANFPA01	F	1	I	LOCAL NFPA ANNUNCIATOR	
NGENRTD	F	1	I	NO GEN TEMP MONITOR PACK REQD	
NONIBC	F	1	I	NO SEISMIC CERTIFICATION	
NONSBFT	F	1	I	NO SUB BASE FUEL TANK.	
STDSTRT	F	1	I	STANDARD STARTING MOTOR	
TOPCVRB	F	1	I	UPPER COVER REAR	
TOPCVRL	F	1	I	UPPER COVER LEFT	
1600AMP	F	1	I	1600 AMP BREAKER	View Diagram
EMCP44P	F	1	I	EMCP 4.4 CONTROL PANEL	
NONAUXB	F	1	I	NO AUXILIARY BOX REAR RQD	
NONAUXL	F	1	I	NO AUXILIARY BOX LEFT RQD	
NONAUXR	F	1	I	NO AUXILIARY BOX RIGHT RQD	
NONCBKB	F	1	I	NO CIRCUIT BREAKER - REAR RQD	
NONCSA	F	1	I	NO CSA CERTIFICATION	
NOOLR00	F	1	I	NO OIL LEVEL REGULATOR 000	
PNLFRHS	F	1	I	CONTROL PANEL MOUNTING - RIGHT	
STANDBY	F	1	I	STANDBY POWER	
ULLIST	F	1	I	UL 2200 LISTED PACKAGE GEN SET	
60H0480	F	1	I	60HZ 480 VOLT (WYE)	View Diagram
LANENGO	F	1	I	ENGLISH INSTRUCTION LANGUAGE	
SWP0003	F	1	I	SHRINK WRAP PROTECTION 03	
CERTESE	F	1	I	EPA STATIONARY EMERGENCY	
MSCEC70	F	1	I	ENERGY UTILITIES	
MWCODEF	F	1	I	STANDBY POWER	
MSEPGGN	F	1	I	GENERAL EPG	
KW01000	F	1	I	60 HZ, 1000 EKW W/FAN	
3POLE01	F	1	I	3 POLE CIRCUIT BREAKER	View Diagram
LOW	F	1		LOW	
NOENCLO	F	1	I	NO ENCLOSURE REQUIRED	
GENT125	F	1	I	125C TEMP RISE OVER 40C AMB	
CBFMP01	F	1	I	MASTERPACT BREAKER	
CBPARUV	F	1	I	PARALLELING BREAKER	
INTEX01	F	1	I	INTERNALLY EXCITED (IE)	
LSIG001	F	1	I	LSIG TRIP UNIT	
NOCBR01	F	1	I	NO CIRCUIT BREAKER	
NOEACRT	F	1	I	NO EURASIAN CONFORMITY MARK	
NONCBKL	F	1	I	NO CIRCUIT BREAKER - LEFT RQD	
NONPCB	F	1	I	NO POWER CONN REAR	
NONPCL	F	1	I	NO POWER CONN LEFT	
NONPCR	F	1	I	NO POWER CONN RIGHT	
NONSEBB	F	1	I	NO REAR EXTENSION BOX	
NONSEBL	F	1	I	NO SIDE EXTENSION BOX LEFT RQD	
NONSHDR	F	1	I	NO BOTTOM CABLE SHROUD RH REQD	
NONSHTR	F	1	I	NO TOP CABLE SHROUD RIGHT REQD	
NORTD01	F	1	I	NO STATOR RTDS	
RANWD01	F	1	I	RANDOM WOUND	
TCVNO	F	1	I	DECLINE / NOTAPPLICABLE	
0V2329	F	1	I	PRODUCTION CORRECTION	View Diagram
6205451	F	1	I	FILM GP	View Diagram
6205452	F	1	I	FILM GP	View Diagram
LF3558	03	1	I	60HZ 1000KVA-T2-NO OLVR-STD OI	Drawing...
- 5318351	00	1	I	GENERAL AR	View Diagram
- 5233431	04	1	I	ENGINE AR - COMPL - C32 EPG	View Diagram
- 2750030	01	1	I	COVER GP-PROT	View Diagram
- 2750032	01	1	I	COVER GP-PROT	View Diagram
- 3085838	10	1	I	FILM GP	View Diagram

- 5335475	11	1	I	ELEK GP-A4032		View Diagram
- 4218926	00	1	S	KIT-LITERATURE	Drawing...	View Diagram
- 5691671	00	1	I	FILM GP-WARNING		View Diagram
- 4565743	01	1	I	TESTING-GEN SET		View Diagram
4630134	00	1	I	GENERATOR AR-PWR	Drawing...	View Diagram
4350408	00	1	I	CLEANER GP-AIR-D	Drawing...	View Diagram
LS0178	01	1	I	STANDARD BATTERY GROUP	Drawing...	
- 2924304	00	1	S	CABLE AS		View Diagram
- 2401454	01	1	S	CABLE AS		View Diagram
- 3425296	01	1	S	SUPPORT GP-BTRY		View Diagram
- 7L7871	10	1	S	24 VOLT BATTERY SET		View Diagram
3395996	02	1	S	CHARGER-BATTERY	Drawing...	View Diagram
LF5341	00	1	I	JWH W/ PUMP - 60HZ		
- 5910436	02	1	I	MTG GP-JW HEATER		View Diagram
- 5770040	00	1	I	HEATER GP-JW BSC		View Diagram
LF3044	00	1	I	ICE 2XXV JWH WIRING FOR C27/C3		
- 4980007	02	1	I	WIRING GP		View Diagram
- 4980009	01	1	I	FASTENER GP		View Diagram
3305141	00	1	I	LINES GP-DRAIN		View Diagram
3571662	02	1	I	CERTIFICATION GP (NO DOI)		View Diagram
5094256	01	1	I	RADIATOR GP	Drawing...	View Diagram
3559023	22	1	I	ELECTRONICS GP		View Diagram
LF2833	00	1	I	RH CNTL PANEL MTG W/ RH EXT BO	Drawing...	
- 4912427	02	1	I	MTG GP-CONT		View Diagram
- 4915921	02	1	I	MTG GP-CONT	Drawing...	View Diagram
LF2844	02	1	I	ICE TERMINAL BOX STD BLD	Drawing...	
- 2450087	06	1	I	MOUNTING GP-MAIN BOX		View Diagram
- 4914000	06	1	I	WIRING GP		View Diagram
- 4922883	02	1	I	COVER GP-ENGINE		View Diagram
- 5268408	02	1	I	COVER GP		View Diagram
- 5496930	01	1	I	BOX GP-BASIC		View Diagram
LF9848	00	1	I	IVR-EM10A		
- 5733333	01	1	I	MOUNTING GP		View Diagram
- 5600465	00	1	I	MOUNTING GP		View Diagram
5653158	02	1	I	WIRING GP		View Diagram
3054225	05	1	I	RAIL GP-SLIDER	Drawing...	View Diagram
5426140	03	1	I	COVER GP		View Diagram
LF2851	01	1	I	ICE RIGHT EXT BOX STD BLD	Drawing...	
- 4915863	05	1	I	BOX GP-EXTENSION		View Diagram
- 5020546	01	1	I	MTG GP-ISOLATOR		View Diagram
4915894	04	1	I	COVER GP	Drawing...	View Diagram
4915899	02	1	I	COVER GP	Drawing...	View Diagram
4915896	03	1	I	COVER GP	Drawing...	View Diagram
4915856	03	2	I	COVER GP	Drawing...	View Diagram
5124908	05	1	I	MODULE GP	Drawing...	View Diagram
4948210	02	1	I	WIRING GP		View Diagram
3752299	00	1	I	ALARM GP-BASIC	Drawing...	View Diagram
3752303	01	1	S	ALARM GP-BASIC		View Diagram
4471546	01	1	I	TRANSFORMER GP-CURRENT		View Diagram
4981455	01	1	I	FASTENER GP-GND	Drawing...	View Diagram
3126117	03	1	I	CONNECTION GP		View Diagram
4471537	03	1	I	MOUNTING GP-BUS (1400 FRAME)	Drawing...	View Diagram
2527502	06	1	I	INSTRUCTIONS	Drawing...	View Diagram
5263101	01	1	I	SUPPORT GP		View Diagram
LF4874	01	1	I	MP FRAME CB RIGHT MOUNT		
- 3494292	01	1	I	MOUNTING GP		View Diagram
- 4914018	01	1	I	TAG GP		View Diagram
- 4922813	04	1	I	PANEL GP-BREAKER		View Diagram
- 5801949	01	1	I	COVER GP		View Diagram
- 5891398	00	1	I	COVER GP		View Diagram
4914016	04	1	I	WIRING GP		View Diagram
LF4823	00	1	I	MP FRAME CONN 3P BCE RIGHT	Drawing...	
- 5810971	00	1	I	CONN GP-BUS BAR		View Diagram
- 5647087	02	1	I	BAR GP-NEUTRAL		View Diagram
- 5162421	04	1	I	CONNECTION GP -T		View Diagram
3115766	03	1	I	BREAKER AS	Drawing...	View Diagram
LF3622	00	1	I	STANDARD BASE - 2 BEARING NFWU	Drawing...	


- 3N8594	07	4	I	COVER GP-ENG/GEN LIFT EYE	View Diagram
- 3492571	07	1	I	BASE GP-ENGINE	View Diagram
LS1249	02	1	I	STANDARD PACKAGE ISOLATORS	Drawing...
- 3287171	00	1	S	MTG GP-ENG FLEX	View Diagram
- 2563170	01	1	S	MTG GP-RADIATOR	View Diagram
LF3348	00	1	I	1B V12 COUPLING - MTG HARDWARE	
- 3545550	04	1	I	INSTALLATION AR - POWER	View Diagram
- 3L0414		1	I	SINGLE BEARING GEN ALIGN- 3500	View Diagram
LS0154	01	1	I	COOLANT - STANDARD RADIATOR	Drawing...
- 1195148	02	138	I	COOLANT-LONG LIFE-BULK-1 LITER	View Diagram
- 3690804	04	2	I	ADDITIVE-COOLANT	View Diagram
LS8007	01	1	I	TURBO GUARD AND ATAAC WARNING	Drawing...
- 4737816	01	1	I	SHIELD GP-EXH -B	View Diagram
- 4829813	01	1	I	SHIELD GP-CMPNT	View Diagram
LF9908	00	1	I	EMCP 4.4 CONTROL PANEL- PACKAGE	Drawing...
- 3625402	01	1	I	TEST-GEN EMCP 4	View Diagram
- 3706125	00	1	S	LITERATURE-QSG	View Diagram
- 4981456	00	1	I	WIRING GP	View Diagram
- 5799021	04	1	I	PANEL GP-ELEK	View Diagram
4981331	00	1	I	WIRING GP-ENGINE	View Diagram
9Y8156		1	I	NOTE - STAMP FOR STANDBY POWER	View Diagram
3L0028		1	I	NAMEPLATE	View Diagram
5N9597		1	I	VOLTAGE INDICATOR 480V, 60HZ	View Diagram
5P2506	00	1	I	LITERATURE - ENGLISH	Drawing...
0P7609		1	I	SHRINK WRAP PROTECTION - 3508	View Diagram
0V1065		1	I	END USE: EPG RETAIL	View Diagram
PP6050	02	1	I	1502BHP 1000 EKW WF@1800RPM-60	
- 0K8987	00	1	I	1120 BKW (1502 BHP) @ 1800 RPM	View Diagram
0V2329		1	I	PRODUCTION CORRECTION	View Diagram
6205451	01	1	I	FILM GP	View Diagram
6205452	01	1	I	FILM GP	View Diagram

Ship Loose [Top](#)

33 results found, displaying 1 to 33

Reference Number	Eng Chg	Quantity	ASM	LESS 	Set Type	Description	BreakDown...
7L7871		1	S			BATTERY GP	BreakDown...
- 2V7397		1	S			CABLE AS	BreakDown...
- 8L8413		2	S			STRAP-CABLE	BreakDown...
- 9G0003		1	S			COVER-TERMINAL	BreakDown...
- 9G0004		2	S			COVER-TERMINAL	BreakDown...
- 1535710		2	S			BATTERY-WET	BreakDown...
2401454		1	S			CABLE AS	BreakDown...
2563170		1	S			MTG GP-RADIATOR	BreakDown...
- 8T4131		2	S			NUT-HEX	BreakDown...
- 1687790		2	S			BOLT-HEX HEAD	BreakDown...
- 1771452		2	S			WASHER-HARD	BreakDown...
- 2592174		2	S			MOUNT AS-ISLN	BreakDown...
2924304		1	S			CABLE AS	BreakDown...
3287171		1	S			MTG GP-ISOLATOR	BreakDown...
- 8T4131		4	S			NUT-HEX	BreakDown...
- 1687790		4	S			BOLT-HEX HEAD	BreakDown...
- 1771452		4	S			WASHER-HARD	BreakDown...
- 2592174		4	S			MOUNT AS-ISLN	BreakDown...

33 results found, displaying 1 to 33

Reference Number	Eng Chg	Quantity	ASM	LESS 	Set Type	Description	BreakDown...
3395996		1	S			CHARGER-BATTERY	BreakDown...
3425296		1	S			SUPPORT GP-BTRY	BreakDown...
- 1F1739		3	S			NUT-WING	BreakDown...
- 3E4096		3	S			CAP	BreakDown...
- 5N2144		3	S			BOLT-RETAINER	BreakDown...
- 8T4205		3	S			WASHER-HARD	BreakDown...
- 1422456		1	S			SUPPORT-BATTERY	BreakDown...
- 1422457		1	S			ANGLE	BreakDown...
3752303		1	S			ALARM GP-BASIC	BreakDown...
- 3566649		1	S			FILM-EMCP4	BreakDown...
- 3739473		1	S			ALARM GP-BASIC	BreakDown...
4218926		1	S			KIT-LITERATURE	BreakDown...
ESO		1	S			(PRNT ESO COPY)	BreakDown...
6L4502		1	S			FILM	BreakDown...
- PML		1	S			CHK PM FOR FILMS	BreakDown...