

ORDER INVOICE WITH ENGINEERING BREAKDOWN [81Z24259]

MAY 16, 2019

For Help Desk Phone Numbers [Click here](#)

Caution Ordering Parts from TMI Order Invoice with Engineering Breakdown

Order Invoice with Engineering Breakdown information is provided by the orders system, once you click breakdown of a part, TMI pulls the information from the Engineering Data System (EDS).

EDS is not a manufacturing bill of material system but a engineering part in effect system. TMI uses the built date and calls EDS to pull the part in effect at that time.

Recently, TMI added an as manufactured tab. This tab provides the consist as reported from the engine factory. This data is limited but growing for new manufactured engines. To see an example enter "AT400559"

As-Manufactured tab is refreshed with correct data. The history records as well as the current data with wrong details are deleted. From 28th march 2019, TMI is maintaining only current data which possesses correct details.

To validate you are ordering a correct part, TMI encourages you to contact Morton Parts. 800-566-7782 or tech_support@cat.com

The below option will email full breakdown of the serial number

Excel PDF

FullBreakDown

Sales Model: 3412 DIT Invoice Number: GE 255837 Dealer: B090 S.O. Number: CRT7800 Invoice Date: 1999-08-23

Feature Code


Part Numbers

Ship Loose

[Help](#)

Feature Codes [Top](#)

30 results found, displaying 1 to 30

Reference Number	Eng Chg	Quantity	ASM	LESS		Set Type	Reference Drawing	Description
KW00500	F	1	I					500 EKW W/FAN
412DE29	F	1	I					3412 500 EKW 60 HZ PGS-STBY
EMCPLUS	F	1	I					EMCP TWO PLUS
GOVSC02	F	1	I					2301A SPEED CONTROL GOVERNOR
EMCENGU	F	1	I					ENGLISH DISPLAY UNITS
EMCRH01	F	1	I					RH MTG OF CONTROL PANEL
EMCAM06	F	1	I					ALARM MODULE - NFPA 99
EMCPLAR	F	1	I					PANEL LIGHTS/AUXILIARY RELAY
EMCCIM1	F	1	I					CUSTOMER INTERFACE MODULE-CIM
CLS0001	F	1	I				Drawing...	COOLANT LEVEL SENSOR
ACT0006	F	1	I					EXTENDED LIFE COOLANT
BAT2401	F	1	I					24 VOLT BATTERY SET - DRY
BTRCBL1	F	1	I					BATTERY CABLES
JWH0005	F	1	I					JACKET WATER HEATER
BTC1006	F	1	I				Drawing...	BATTERY CHARGER 10 AMP
CBK0005	F	1	I					CIRCUIT BKR W/ST 800 A
CBS3P02	F	1	I					AUXILIARY SWITCH
SHK0002	F	1	I					SPACE HEATER KIT
FUMDIS1	F	1	I					FUMES DISPOSAL

30 results found, displaying 1 to 30



Reference Number	Eng Chg	Quantity	ASM	LESS	Set Type	Reference Drawing	Description
PFF0004	F	1	I				PRIMARY FUEL FILTER
LWS0001	F	1	I			Drawing...	LOW WATER TEMPERATURE SWITCH
NSTRSB1	F	1	I				NARROW STRUCTURAL STEEL BASE
VIBIS01	F	1	I				VIBRATION ISOLATORS
LITENGE	F	2	I				EXTRA LITERATURE - ENGLISH
CBDISC1	F	1	I				CIRCUIT BREAKER DISCLAIMER
60H0480	F	1	I				60HZ 480 VOLTS
STANDBY	F	1	I				STANDBY POWER APPLICATION
PSGGOVR	F	1	I				PSG GOVERNOR
EMCPTWO	F	1	I				ELECTRONIC MODULAR CONTROL PNL
XLEENGL	F	1	I				ENGLISH

Part Numbers [Top](#)



107 results found, displaying 1 to 107

Reference Number	Eng Chg	Quantity	ASM	LESS	Set Type	Description	BreakDown...	Reference Drawing	SIS Part Diagram
PL8681	03	1	I			749 BHP 515 GEN KW WOF 60HZ(S)	BreakDown...		View Diagram
KW00500	F	1	I			500 EKW W/FAN	BreakDown...		View Diagram
0P9181		1	I			0P9181 PWR PRICING PGM769-00	BreakDown...		View Diagram
PA5006	09	1	I			3412 500 EKW 60 HZ PGS-STBY	BreakDown...		View Diagram
412DE29	F	1	I			3412 500 EKW 60 HZ PGS-STBY	BreakDown...		View Diagram
1W9602	10	1	I			3412 ENGINE AR. - BASIC	BreakDown...		View Diagram
3N6668	05	1	I			FLEXIBLE FUEL LINES	BreakDown...		View Diagram
4N1061	14	1	I			ELECTRIC STARTING MOTOR LH 24V	BreakDown...	Drawing...	View Diagram
4N3093	08	1	I			BLOWER FAN	BreakDown...	Drawing...	View Diagram
4P7610	02	1	I			PICK UP GP - MAGNETIC	BreakDown...		View Diagram
5N5078	03	1	I			GENERATOR 588 FRAME SE	BreakDown...	Drawing...	View Diagram
5N8293	05	1	I			SOLENOID SHUTOFF - ETS 24-32V	BreakDown...		View Diagram
5P2506	00	1	I			LITERATURE GP - ENGLISH	BreakDown...		View Diagram
5P2586	03	1	I			OIL - BULK - ONE LITER	BreakDown...		View Diagram
6N1234	04	1	I			UPPER RADIATOR CONNECTIONS	BreakDown...		View Diagram
6N3650	04	1	I			LOWER RADIATOR CONNECTIONS	BreakDown...		View Diagram
6N8878	02	1	I			FUEL PRESSURE GAUGE	BreakDown...		View Diagram
7C4366	00	1	I			MOUNTING GP - CONTACTOR	BreakDown...		View Diagram
7N6351	03	1	I			ELBOW GP-EXHAUST	BreakDown...	Drawing...	View Diagram
7N8844	02	1	I			FAN DRIVE 0.800 RATIO	BreakDown...	Drawing...	View Diagram
7N9950	11	1	I			RADIATOR REF C	BreakDown...	Drawing...	View Diagram
1029942	00	1	I			MOUNTING GP - CONTACTOR	BreakDown...		View Diagram
1031965	00	1	I			WIRING GP	BreakDown...		View Diagram
1038974	04	1	I			CONNECTION GP -G	BreakDown...		View Diagram
3L0432		1	I			TEST - PKG GEN SET (EMCP II)	BreakDown...		View Diagram
7E9052	01	1	I			BELT GUARD - FAN DRIVE	BreakDown...		View Diagram
1044704	03	1	I			MTG GP - CONTROL PNL (EMCP II)	BreakDown...		View Diagram
7N4686	01	1	I			COVER GP - SERVICE METER	BreakDown...		View Diagram
7E4254	00	1	I			CLEANER GP - AIR	BreakDown...		View Diagram
5N7601		1	I			NOTE-CONTROL & POWER PANEL	BreakDown...		View Diagram
1473758	01	1	I			INSTALLATION ARRANGEMENT	BreakDown...		View Diagram
3L0284		1	I			TEST - PKG GEN SET	BreakDown...		View Diagram
CA0597	00	1	I			ELECT. MODULAR CONT. PANEL II+	BreakDown...		View Diagram
EMCPLUS	F	1	I			EMCP TWO PLUS	BreakDown...		View Diagram
1412858	01	1	I			ELECT. MODULAR CONT. PANEL II+	BreakDown...		View Diagram
1455219	01	1	I			CONTROL GP.	BreakDown...		View Diagram
PA5019	04	1	I			2301A SPEED CONTROL GOVERNOR	BreakDown...		View Diagram
GOVSC02	F	1	I			2301A SPEED CONTROL GOVERNOR	BreakDown...		View Diagram
6N4703	13	1	I			FASTENER GP-WOODWARD EG3P	BreakDown...		View Diagram
7W6653	04	1	I			ACTUATOR AS. - EG3P	BreakDown...		View Diagram

107 results found, displaying 1 to 107


Reference Number	Eng Chg	Quantity	ASM	LESS 	Set Type	Description	BreakDown...	Reference Drawing	SIS Part Diagram 
4P2788	03	1	I			CONTROL AS-GOVERNOR	BreakDown...		View Diagram
3L0303		1	I			ADJUSTING-WW 2301 CONTROL SYS	BreakDown...		View Diagram
EMCENGU	F	1	I			ENGLISH DISPLAY UNITS	BreakDown...		View Diagram
1214713	00	1	I			ENGLISH DISPLAY UNITS	BreakDown...		View Diagram
PL4838	04	1	I			RH MTG OF CONTROL PANEL	BreakDown...		View Diagram
EMCRH01	F	1	I			RH MTG OF CONTROL PANEL	BreakDown...		View Diagram
5N7563		1	I			NOTE- CONTROL PANEL MTG (RH)	BreakDown...		View Diagram
EMCAM06	F	1	I			ALARM MODULE - NFPA 99	BreakDown...		View Diagram
1214716	01	1	I			ALARM MODULE - NFPA 99	BreakDown...		View Diagram
EMCPLAR	F	1	I			PANEL LIGHTS/AUXILIARY RELAY	BreakDown...		View Diagram
1214712	01	1	I			PANEL LIGHTS/AUXILIARY RELAY	BreakDown...		View Diagram
9Y6496	02	1	I			CUSTOMER INTERFACE MODULE-CIM	BreakDown...		View Diagram
EMCCIM1	F	1	I			CUSTOMER INTERFACE MODULE-CIM	BreakDown...		View Diagram
CLS0001	F	1	I			COOLANT LEVEL SENSOR	BreakDown...	Drawing...	View Diagram
1113794	00	1	I			COOLANT LEVEL SENSOR	BreakDown...		View Diagram
CA0887	00	1	I			EXTENDED LIFE COOLANT	BreakDown...		View Diagram
ACT0006	F	1	I			EXTENDED LIFE COOLANT	BreakDown...		View Diagram
1195148	01	1	I			COOLANT-LONG LIFE-BULK-1 LITER	BreakDown...		View Diagram
7L7872	08	1	I			24 VOLT BATTERY SET - DRY	BreakDown...		View Diagram
BAT2401	F	1	I			24 VOLT BATTERY SET - DRY	BreakDown...		View Diagram
7W0825	01	1	I			BATTERY CABLES	BreakDown...		View Diagram
BTRCBL1	F	1	I			BATTERY CABLES	BreakDown...		View Diagram
PA0765	06	1	I			JACKET WATER HEATER	BreakDown...		View Diagram
JWH0005	F	1	I			JACKET WATER HEATER	BreakDown...		View Diagram
7W3867	08	1	I			MOUNTING GP - HEATER	BreakDown...		View Diagram
7E6248	05	1	I			HEATER GP - JACKET WATER	BreakDown...		View Diagram
7C3874	02	1	I			BATTERY CHARGER 10 AMP	BreakDown...	Drawing...	View Diagram
BTC1006	F	1	I			BATTERY CHARGER 10 AMP	BreakDown...	Drawing...	View Diagram
PA5231	04	1	I			CIRCUIT BKR W/ST 800 A	BreakDown...		View Diagram
CBK0005	F	1	I			CIRCUIT BKR W/ST 800 A	BreakDown...		View Diagram
4W8216	00	1	I			BAR ASSY-NEUTRAL (800 AMP)	BreakDown...		View Diagram
7W1021	07	1	I			MOUNTING GP - CIRCUIT BREAKER	BreakDown...		View Diagram
7W1091	02	1	I			COVER - EXTENSION BOX	BreakDown...		View Diagram
1044392	00	1	I			BREAKER GP - CIRCUIT	BreakDown...		View Diagram
1057185	00	1	I			WIRING GP	BreakDown...		View Diagram
1061771	00	1	I			FASTENER GP	BreakDown...		View Diagram
1073058	00	1	I			BOX GP - EXTENSION	BreakDown...		View Diagram
CBS3P02	F	1	I			AUXILIARY SWITCH	BreakDown...		View Diagram
1057931	01	1	I			AUXILIARY SWITCH	BreakDown...		View Diagram
7C0556	00	1	I			SPACE HEATER KIT	BreakDown...		View Diagram
SHK0002	F	1	I			SPACE HEATER KIT	BreakDown...		View Diagram
FUMDIS1	F	1	I			FUMES DISPOSAL	BreakDown...		View Diagram
1097755	03	1	I			FUMES DISPOSAL	BreakDown...		View Diagram
PL1697	06	1	I			PRIMARY FUEL FILTER	BreakDown...		View Diagram
PFF0004	F	1	I			PRIMARY FUEL FILTER	BreakDown...		View Diagram
6N3212	04	1	I			MOUNTING GP-FUEL FILTER	BreakDown...		View Diagram
8H7204	09	1	I			PRIMARY FUEL FILTER	BreakDown...		View Diagram
3N7442	05	1	I			LOW WATER TEMPERATURE SWITCH	BreakDown...		View Diagram
LWS0001	F	1	I			LOW WATER TEMPERATURE SWITCH	BreakDown...	Drawing...	View Diagram
PL2194	04	1	I			NARROW STRUCTURAL STEEL BASE	BreakDown...		View Diagram
NSTRSB1	F	1	I			NARROW STRUCTURAL STEEL BASE	BreakDown...		View Diagram
5N2379	00	1	I			NARROW STRUCTURAL STEEL BASE	BreakDown...		View Diagram
5N3872	03	1	I			LINES GP-DRAIN (COOLANT)	BreakDown...		View Diagram
5N3873	03	1	I			LINES GP-DRAIN (OIL)	BreakDown...		View Diagram
8N9561	01	1	I			VIBRATION ISOLATORS	BreakDown...		View Diagram
VIBIS01	F	1	I			VIBRATION ISOLATORS	BreakDown...		View Diagram
0P9715		2	I			EXTRA LITERATURE - ENGLISH	BreakDown...		View Diagram

107 results found, displaying 1 to 107

Reference Number	Eng Chg	Quantity	ASM	LESS 	Set Type	Description	BreakDown...	Reference Drawing	SIS Part Diagram 
LITENGE	F	2	I			EXTRA LITERATURE - ENGLISH	BreakDown...		View Diagram
0P9397		1	I			CIRCUIT BREAKER DISCLAIMER	BreakDown...		View Diagram
CBDISC1	F	1	I			CIRCUIT BREAKER DISCLAIMER	BreakDown...		View Diagram
PL8681	03	1	I			749 BHP 515 GEN KW WOF 60HZ(S)	BreakDown...		View Diagram
0T6188	00	1	I			558.5 KW @ 1800 RPM (749 BHP)	BreakDown...		View Diagram
60H0480	F	1	I			60HZ 480 VOLTS	BreakDown...		View Diagram
STANDBY	F	1	I			STANDBY POWER APPLICATION	BreakDown...		View Diagram
PSGGOVR	F	1	I			PSG GOVERNOR	BreakDown...		View Diagram
EMCPTWO	F	1	I			ELECTRONIC MODULAR CONTROL PNL	BreakDown...		View Diagram
XLLENGL	F	1	I			ENGLISH	BreakDown...		View Diagram

Ship Loose [Top](#)

39 results found, displaying 1 to 39

Reference Number	Eng Chg	Quantity	ASM	LESS 	Set Type	Description	BreakDown...
		1	S			PRINT OF 8N9561 F.CAB(A)	BreakDown...
2L3331		2	S			CONNECTOR 1704 5-6(B)	BreakDown...
2V7397		1	S			CABLE HUT14 (F)	BreakDown...
3K1715		1	S			CABLE AS HUT4 (F)	BreakDown...
3N6667		2	S			HOSE HUT89 (F)	BreakDown...
3V6785		1	S			CABLE AS HUT13 (F)	BreakDown...
5P7197		8	S			WASHER 1666 3-6(B)	BreakDown...
6V2687		2	S			SCREW 1654 6-3(B)	BreakDown...
6V4611		1	S			FILM-WARNING	BreakDown...
7C1571		1	S			ELEMENT AS. FL168 (F)	BreakDown...
7C3874		1	S			CHARGER FL17 (F)	BreakDown...
7N5274		1	S			COVER 16745-15(F)	BreakDown...
8L8413		2	S			STRAP-CABLE 16603-12(F)	BreakDown...
8N0869		1	S			COVER 16743-15(F)	BreakDown...
8N1725		1	S			COVER 16744-15(F)	BreakDown...
8N9967		8	S			MOUNT AS FL113 (F)	BreakDown...
8T4988		3	S			CLAMP HUT52 (F)	BreakDown...
9G0003		2	S			TERMINAL COVER 16605-14(B)	BreakDown...
9G0004		2	S			TERMINAL COVER 1704 2-3(B)	BreakDown...
9G8909		1	S			COVER 16742-15(F)	BreakDown...
9X0203		1	S			CONTROL GP HUT46 (I)	BreakDown...
9X9730		2	S			BATTERY FL235 (H)	BreakDown...
9Y6102		1	S			ELBOW HUT77 (B)	BreakDown...
9Y6180		1	S			TUBE HUT66 (F)	BreakDown...
9Y6497		1	S			BOARD HUT52 (F)	BreakDown...
SEBP2534		3	S			PT BK(EMCP 11) 140015B1(A)	BreakDown...
SEBP2576		3	S			PTS BK 1400 FL (A)	BreakDown...
SEBU6042		4	S			SUPP 140013B2(A)	BreakDown...
SEBU6251		3	S			LUBE 140019B2(A)	BreakDown...
SEBU6918		4	S			OMM 140017B1(A)	BreakDown...
SEBU6945		3	S			OMM 1400 5B2(A)	BreakDown...
SEBU6981		3	S			SUPP (WITH 7E8050) 140015C2(A)	BreakDown...
SEBU6984		3	S			SUPP 140013B1(A)	BreakDown...
SELF5260		3	S			WARRANTY 140013C2(A)	BreakDown...
SELS0115		3	S			S.I. FORM 140017C2(A)	BreakDown...
SELS0215		1	S			S.I. FORM (A)	BreakDown...
SENR4794		1	S			DIAGRAM 1400 FL (A)	BreakDown...
0032143		1	S			ELBOW 1652 3-5(F)	BreakDown...
1019349		1	S			DIAGRAM F CAB (A)	BreakDown...

Caterpillar Confidential: **Green**

Content Owner: Commercial Processes Division

Web Master(s): [PSG Web Based Systems Support](#)

Current Date: 5/16/2019, 6:06:10 PM

© Caterpillar Inc. 2019 All Rights Reserved.

[Data Privacy Statement](#).