

**ORDER INVOICE WITH ENGINEERING BREAKDOWN
[SBK01413]**

DECEMBER 04, 2021

(SBK01413)-ENGINE (G7G00730)-GENERATOR

For Help Desk Phone Numbers [Click here](#)

⚠ Caution Ordering Parts from TMI Order Invoice with Engineering Breakdown

Order Invoice with Engineering Breakdown information is provided by the orders system, once you click breakdown of a part, TMI pulls the information from the Engineering Data System (EDS).

EDS is not a manufacturing bill of material system but a engineering part in effect system. TMI uses the built date and calls EDS to pull the part in effect at that time.

Recently, TMI added an as manufactured tab. This tab provides the consist as reported from the engine factory. This data is limited but growing for new manufactured engines. To see an example enter "AT400559"

As-Manufactured tab is refreshed with correct data. The history records as well as the current data with wrong details are deleted. From 28th march 2019, TMI is maintaining only current data which possesses correct details.

To validate you are ordering a correct part, TMI encourages you to contact Morton Parts. 800-566-7782 or <https://pscrmwebforms.cat.com/GDSNquickentry.aspx>

The below option will email full breakdown of the serial number

Excel PDF

FullBreakDown

Sales Model: 3516C HD Invoice Number:GE 686618 Dealer: H380 S.O. Number: FPPFZ00 Invoice Date: 2012-07-08

[Feature Code](#)

[Part Numbers](#)

[Ship Loose](#)


[Help](#)

Feature Codes [Top](#)

50 results found, displaying 1 to 50



Reference Number	Eng Chg	Quantity	ASM	LESS	Set Type	Reference Drawing	Description
516DE5T	F	1	I			Drawing...	3516C, 60HZ, 1800RPM PGS 5T
OGNPM9U	F	1	I			Drawing...	GEN-1844-400/480V-PM-2B-RTD
RPA0337	F	1	I				1842/2B FW GENERATOR REMOVAL37
ULLIST	F	1	I			Drawing...	UL 2200 LISTED PACKAGE GEN SET
IBCCERT	F	1	I				IBC CERTIFICATION
SHK0003	F	1	I				SPACE HEATER KIT
FWS0006	F	1	S			Drawing...	WATER SEPARATOR 06
VIBRM10	F	1	S				VIBRATION ISOLATORS REMOVAL 10
VIBIS54	F	1	S				VIBRATION ISOLATORS - IBC 54
BATRM13	F	1	I				STANDARD BATTERY REMOVAL 13
NOEUCRT	F	1	I			Drawing...	NO EUROPEAN DIRECTIVE REQUIRED
NGRDC01	F	1	I				NEUTRAL GND CONNECTION 1
BTC20A2	F	1	S			Drawing...	BATTERY CHARGER BTC20A2 (1-2)
ELSM246	F	1	I			Drawing...	HD ELEC STRTNG MOTOR DUAL 24V
ALT2496	F	1	I			Drawing...	CHARGING ALTERNATOR 45 AMP 96
EMCP42	F	1	I			Drawing...	EMCP 4.2 CONTROL PANEL
RSELWR1	F	1	I			Drawing...	RAISE/LOWER SWITCH
ANNNFPA	F	1	I				1ST LOCAL ANN NFPA 110/CSA282
ANNCUST	F	1	I				2ND CUSTOM LOCAL ANNUNCIATOR
ANNR004	F	1	S				REMOTE ANNUNCIATOR (1)
RTDDIOH	F	1	I				OPTIONAL MODULE HARNESS

50 results found, displaying 1 to 50

Reference Number	Eng Chg	Quantity	ASM	LESS 	Set Type	Reference Drawing	Description
LPCMONS	F	1	I	S			LOCAL PC MONITORING
PANLGT5	F	1	I	I			PANEL LIGHTS
BUSCB18	F	1	I	I			BUS BAR CONNECTIONS-1800 FRAME
BUS186R	F	1	I	I			5000A LV BB REMOVAL (NEMA)1800
MEA111B	F	1	I	I		Drawing...	CBK UL 3P 4000A LSI-P EO
CT50006	F	1	I	I			CURRENT TRANSF, 5000:5 RATIO
SHROUDB	F	1	I	I		Drawing...	BOTTOM CABLE ENTRY (SHROUD)
PCB0065	F	1	I	I			PWR CONN - 5000A 3P BCE-1800 F
EMCSD10	F	1	I	I			SPARE DISCRETE I/O PACKAGE 10
JWHWP57	F	1	I	I			JKT WATER HTR W/PUMP 208V 57
AUXPNLL	F	1	I	I		Drawing...	AUXILIARY PLATE MOUNTING - LH
CUSTCNR	F	1	I	I		Drawing...	CUSTOMER CONNECTION MTG RH STD
NOENCPL	F	1	I	I		Drawing...	NO ENCLOSURE LEFT (STANDARD)
NOENCPR	F	1	I	I		Drawing...	NO ENCLOSURE (STD FOR LV)
UIPBBHS	F	1	I	I		Drawing...	CONTROL PANEL MOUNT REAR (STD)
ECP5GT1	F	1	I	I			ESC COVERAGE ZONE 1
STANDBY	F	1	I	I			STANDBY POWER APPLICATION
CERTESE	F	1	I	I			PACKAGE GEN SET
60H0480	F	1	I	I		Drawing...	60HZ 480 VOLTS
MSEPGGN	F	1	I	I			GENERAL EPG (NON-ENCLOSED)
TRSGEN7	F	1	I	I			PGS TEST REPORT @ 0.8 PF
TVATRS1	F	1	I	I			STD G.S. TVA REPORT
TVATRS2	F	1	I	I			GEN SET TORS VIB ANALYSIS
MWCODEF	F	1	I	I			STANDBY POWER
MSCEC72	F	1	I	I			COMMERCIAL BUSINESSES
KW02500	F	1	I	I			2500 EKW W/FAN
LANENGO	F	1	I	I			ENGLISH LANGUAGE OPTION
ESCYES	F	1	I	I			EXTENDED SERVICE COVERAGE
STDBYNM	F	1	I	I			STANDBY POWER - NORMAL

Part Numbers [Top](#)

198 results found, displaying 1 to 198

Reference Number	Eng Chg	Quantity	ASM	LESS 	Set Type	Description	BreakDown...	Reference Drawing	SIS Part Diagram 
516DE5T	F	1	I	I		3516C, 60HZ, 1800RPM PGS 5T	BreakDown...		View Diagram
OGNPM9U	F	1	I	I		GEN-1844-400/480V-PM-2B-RTD	BreakDown...		View Diagram
RPA0337	F	1	I	I		1842/2B FW GENERATOR REMOVAL37	BreakDown...		View Diagram
ULLIST	F	1	I	I		UL 2200 LISTED PACKAGE GEN SET	BreakDown...		View Diagram
IBCCERT	F	1	I	I		IBC CERTIFICATION	BreakDown...		View Diagram
SHK0003	F	1	I	I		SPACE HEATER KIT	BreakDown...		View Diagram
FWS0006	F	1	S	S		WATER SEPARATOR 06	BreakDown...		View Diagram
VIBRM10	F	1	S	S		VIBRATION ISOLATORS REMOVAL 10	BreakDown...		View Diagram
VIBIS54	F	1	S	S		VIBRATION ISOLATORS - IBC 54	BreakDown...		View Diagram
BATRM13	F	1	I	I		STANDARD BATTERY REMOVAL 13	BreakDown...		View Diagram
NOEUCRT	F	1	I	I		NO EUROPEAN DIRECTIVE REQUIRED	BreakDown...		View Diagram
NGRDC01	F	1	I	I		NEUTRAL GND CONNECTION 1	BreakDown...		View Diagram
BTC20A2	F	1	S	S		BATTERY CHARGER BTC20A2 (1-2)	BreakDown...		View Diagram
ELSM246	F	1	I	I		HD ELEC STRTNG MOTOR DUAL 24V	BreakDown...		View Diagram
ALT2496	F	1	I	I		CHARGING ALTERNATOR 45 AMP 96	BreakDown...		View Diagram
EMCP42	F	1	I	I		EMCP 4.2 CONTROL PANEL	BreakDown...		View Diagram
RSELWR1	F	1	I	I		RAISE/LOWER SWITCH	BreakDown...		View Diagram
ANNNFPA	F	1	I	I		1ST LOCAL ANN NFPA 110/CSA282	BreakDown...		View Diagram
ANNCUST	F	1	I	I		2ND CUSTOM LOCAL ANNUNCIATOR	BreakDown...		View Diagram
ANNR004	F	1	S	S		REMOTE ANNUNCIATOR (1)	BreakDown...		View Diagram
RTDDIOH	F	1	I	I		OPTIONAL MODULE HARNESS	BreakDown...		View Diagram
LPCMONS	F	1	S	S		LOCAL PC MONITORING	BreakDown...		View Diagram

198 results found, displaying 1 to 198

Reference Number	Eng Chg	Quantity	ASM	LESS	Set Type	Description	BreakDown...	Reference Drawing	SIS Part Diagram
PANLGTS	F	1	I			PANEL LIGHTS	BreakDown...		View Diagram
BUSCB18	F	1	I			BUS BAR CONNECTIONS-1800 FRAME	BreakDown...		View Diagram
BUS186R	F	1	I			5000A LV BB REMOVAL (NEMA)1800	BreakDown...		View Diagram
MEA111B	F	1	I			CBK UL 3P 4000A LSI-P EO	BreakDown...		View Diagram
CT50006	F	1	I			CURRENT TRANSF., 5000:5 RATIO	BreakDown...		View Diagram
SHROUDB	F	1	I			BOTTOM CABLE ENTRY (SHROUD)	BreakDown...		View Diagram
PCB0065	F	1	I			PWR CONN - 5000A 3P BCE-1800 F	BreakDown...		View Diagram
EMCSD10	F	1	I			SPARE DISCRETE I/O PACKAGE 10	BreakDown...		View Diagram
JWHWP57	F	1	I			JKT WATER HTR W/PUMP 208V 57	BreakDown...		View Diagram
AUXPNLL	F	1	I			AUXILIARY PLATE MOUNTING - LH	BreakDown...		View Diagram
CUSTCNR	F	1	I			CUSTOMER CONNECTION MTG RH STD	BreakDown...		View Diagram
NOENCPL	F	1	I			NO ENCLOSURE LEFT (STANDARD)	BreakDown...		View Diagram
NOENCPR	F	1	I			NO ENCLOSURE (STD FOR LV)	BreakDown...		View Diagram
UIPBBHS	F	1	I			CONTROL PANEL MOUNT REAR (STD)	BreakDown...		View Diagram
ECP5GT1	F	1	I			ESC COVERAGE ZONE 1	BreakDown...		View Diagram
STANDBY	F	1	I			STANDBY POWER APPLICATION	BreakDown...		View Diagram
CERTESE	F	1	I			PACKAGE GEN SET	BreakDown...		View Diagram
60H0480	F	1	I			60HZ 480 VOLTS	BreakDown...		View Diagram
MSEPGGN	F	1	I			GENERAL EPG (NON-ENCLOSED)	BreakDown...		View Diagram
TRSGEN7	F	1	I			PGS TEST REPORT @ 0.8 PF	BreakDown...		View Diagram
TVATRS1	F	1	I			STD G.S. TVA REPORT	BreakDown...		View Diagram
TVATRS2	F	1	I			GEN SET TORS VIB ANALYSIS	BreakDown...		View Diagram
MWCODEF	F	1	I			STANDBY POWER	BreakDown...		View Diagram
MSCEC72	F	1	I			COMMERCIAL BUSINESSES	BreakDown...		View Diagram
KW02500	F	1	I			2500 EKW W/FAN	BreakDown...		View Diagram
LANENGO	F	1	I			ENGLISH LANGUAGE OPTION	BreakDown...		View Diagram
ESCYES	F	1	I			EXTENDED SERVICE COVERAGE	BreakDown...		View Diagram
STDBYNM	F	1	I			STANDBY POWER - NORMAL	BreakDown...		View Diagram
LA5452	01	1	I			3516C HD 2500SC2 LV GEN SE	BreakDown...	Drawing...	View Diagram
- 1209818	06	3	I			FUMES DISPOSAL	BreakDown...		View Diagram
- 1213356	11	1	I			COOLANT LEVEL SENSOR	BreakDown...		View Diagram
- 1979052	02	1	I			GUARD GP - DAMPER	BreakDown...		View Diagram
- 2010549	03	1	I			DRAIN GP - OIL PAN	BreakDown...		View Diagram
- 2057860	10	1	I			FILM GP - 17 DIGIT PIN	BreakDown...		View Diagram
- 2071346	03	1	I			PRIMING PUMP-FUEL	BreakDown...		View Diagram
- 2080820	05	1	I			CLEANER GP - AIR	BreakDown...		View Diagram
- 2124694	02	1	I			DRIVE GP - FAN	BreakDown...		View Diagram
- 2400740	02	1	I			SWITCH GP-DISC	BreakDown...		View Diagram
- 2410235	01	1	I			WIRING GP	BreakDown...		View Diagram
- 2427068	01	1	I			WIRING GP	BreakDown...		View Diagram
- 3528705	01	1	I			BOX GP-BASIC (MAIN BOX)	BreakDown...		View Diagram
- 2450001	01	1	I			CONSOLE GP-REAR	BreakDown...		View Diagram
- 3528721	00	2	I			COVER GP-SIDE	BreakDown...		View Diagram
- 2450023	02	1	I			COVER GP-FRONT BOX	BreakDown...		View Diagram
- 2450024	00	1	I			COVER GP-MAIN ROOF	BreakDown...		View Diagram
- 2450027	04	1	I			COVER GP	BreakDown...		View Diagram
- 2450031	04	1	I			MTG GP-HARNESS	BreakDown...		View Diagram
- 2450082	05	1	I			MOUNTING GP-CDVR	BreakDown...		View Diagram
- 2450087	06	1	I			MOUNTING GP-MAIN BOX	BreakDown...		View Diagram
- 2450092	03	1	I			CONNECTION GP	BreakDown...		View Diagram
- 2458737	00	1	I			RAIL GP-ENG SPT	BreakDown...		View Diagram
- 2509694	07	1	I			CONVERSION AR.	BreakDown...		View Diagram
- 2527367	02	3	I			MOUNTING GP-PANEL	BreakDown...		View Diagram
- 2527371	02	1	I			MTG GROUP - RAIL	BreakDown...	Drawing...	View Diagram
- 2527392	00	1	I			NOTE-CONTROL PANEL MOUNTING	BreakDown...		View Diagram
- 2527394	00	1	I			INSTRUCTIONS	BreakDown...		View Diagram
- 2527396	02	1	I			INSTRUCTIONS-GOV	BreakDown...		View Diagram
- 2527409	06	1	I			MOUNTING GP-LADDER CLIPS	BreakDown...		View Diagram

198 results found, displaying 1 to 198

Reference Number	Eng Chg	Quantity	ASM	LESS	Set Type	Description	BreakDown...	Reference Drawing	SIS Part Diagram
- 2527438	03	1	I			COVER GP	BreakDown...		View Diagram
- 2592168	03	1	I			SENSOR GP-TEMPERATURE	BreakDown...		View Diagram
- 2666136	12	1	I			ENGINE AR - 3516C HD	BreakDown...		View Diagram
- 2703507	05	1	I			RADIATOR GP	BreakDown...		View Diagram
- 2783526	03	1	I			LINES GP-AIR	BreakDown...		View Diagram
- 2784895	04	1	I			WIRING GP - CTS	BreakDown...		View Diagram
- 2784899	01	1	I			CONTROL GP-CDVR	BreakDown...		View Diagram
- 2820929	01	1	S			DISPOSAL GP-FUMES	BreakDown...		View Diagram
- 2828315	03	1	S			LINES GP-AIR	BreakDown...		View Diagram
- 3561648	00	1	I			SHIELD GP	BreakDown...		View Diagram
- 2862586	00	1	S			LINES GP-FUEL	BreakDown...		View Diagram
- 3017970	02	1	I			COVER GP	BreakDown...		View Diagram
- 3107699	02	1	I			INSTALLATION AR-COUPLING	BreakDown...		View Diagram
- 3126114	03	1	I			FASTENER GP-GND	BreakDown...		View Diagram
- 3256245	00	1	I			DRAIN GP-OIL	BreakDown...		View Diagram
- 3303343	02	1	I			HARDWARE GP - MTG	BreakDown...		View Diagram
- 3303453	03	1	I			WIRING GP - VOLTAGE SENSING	BreakDown...		View Diagram
- 3L0284		1	I			*****TEST - PKG GEN SET*****	BreakDown...		View Diagram
- 3L0467		1	I			TWO BEARING GEN ALIGNMENT-3500	BreakDown...		View Diagram
- 3N8594	06	5	I			COVER GP-ENG/GEN LIFT EYE	BreakDown...		View Diagram
- 5P2506	00	1	S			LITERATURE - ENGLISH	BreakDown...	Drawing...	View Diagram
- 8T9548	07	481	I			OIL (BULK) - DO NOT DRAIN	BreakDown...		View Diagram
- 7N6782	08	1	I			RESTRICTION INDICATOR	BreakDown...	Drawing...	View Diagram
- 7W6669	01	1	I			GUARD GP - DAMPER	BreakDown...		View Diagram
GC4725	06	1	I			GEN ARR-1844-400/480V	BreakDown...	Drawing...	View Diagram
- 2523946	01	1	I			GENERATOR AR - POWER	BreakDown...		View Diagram
GC4610	04	1	I			REMOVAL SR5 GLOBAL DESIGN FORM	BreakDown...		View Diagram
LE0222	05	1	I			UL-2200 FOR ALL 3500	BreakDown...	Drawing...	View Diagram
- 3L0028		1	I			NAMEPLATE	BreakDown...		View Diagram
- 3L0043		1	I			GSC + SETPOINT INFORMATION-UL	BreakDown...		View Diagram
- 3L0027		1	I			NAMEPLATE	BreakDown...		View Diagram
3662767	01	1	I			FILM-INFO (IBC)	BreakDown...		View Diagram
3223173	02	1	I			HEATER GP-GEN	BreakDown...		View Diagram
LA4528	00	1	I			3516C HD FUEL WATER SEPARATOR	BreakDown...	Drawing...	View Diagram
- 2765299	03	1	S			SEPARATOR GP	BreakDown...	Drawing...	View Diagram
GZ0292	01	1	I			VIBRATION ISOLATOR REMOVAL	BreakDown...		View Diagram
3502449	01	1	S			MOUNTING GP - ISOLATOR	BreakDown...	Drawing...	View Diagram
GP1334	00	1	I			REMOVAL AR-BATTERIES	BreakDown...		View Diagram
3571662	01	1	I			CERTIFICATION GP (EU)	BreakDown...		View Diagram
3088373	01	1	I			CONNECTION GP - G	BreakDown...		View Diagram
2860177	00	1	S			CHARGER-BATTERY	BreakDown...	Drawing...	View Diagram
LE0175	03	1	I			HEAVY DUTY ELECTRIC STARTING	BreakDown...	Drawing...	View Diagram
- 8N3896	19	1	I			ELECTRIC STARTING MOTOR 24VDC	BreakDown...	Drawing...	View Diagram
GZ0290	01	1	I			ALTERNATOR-CHARGING	BreakDown...	Drawing...	View Diagram
- 1077361	07	1	I			DRIVE GP - ACC.	BreakDown...	Drawing...	View Diagram
- 5N5692	14	1	I			ALTERNATOR - 24V - 45 AMP	BreakDown...	Drawing...	View Diagram
- 7E4836	11	1	I			MOUNTING GP - ALT	BreakDown...		View Diagram
- 2719270	04	1	I			GUARD GP-BELT	BreakDown...		View Diagram
- 1269191	06	1	I			MOUNTING GP - ALTERNATOR	BreakDown...		View Diagram
- 1336468	01	1	I			WIRE AS	BreakDown...		View Diagram
- 2410243	01	1	I			WIRING GP	BreakDown...		View Diagram
- 1519228	03	1	I			GUARD GROUP-ALTERNATOR	BreakDown...		View Diagram
LA5763	02	1	I			EMCP 4.2	BreakDown...		View Diagram
- 3559019	02	1	I			ELECTRONICS GP	BreakDown...		View Diagram
- 3718788	04	1	I			CONTROL GP - B	BreakDown...		View Diagram
- 3418082	04	1	I			BOX GP	BreakDown...		View Diagram
- 3726303	01	1	I			WIRING GP	BreakDown...	Drawing...	View Diagram
- 3625402	00	1	I			TEST-GEN EMCP 4	BreakDown...		View Diagram

198 results found, displaying 1 to 198

Reference Number	Eng Chg	Quantity	ASM	LESS	Set Type	Description	BreakDown...	Reference Drawing	SIS Part Diagram
GC2995	00	1	I			Raise/Lower Switch	BreakDown...	Drawing...	View Diagram
- 2678475	00	1	I			MOUNTING GP	BreakDown...		View Diagram
GC2959	02	1	I			NFPA 99-110/CSA 282	BreakDown...		View Diagram
- 2527553	01	1	I			CONTROL GP	BreakDown...		View Diagram
- 2714524	00	1	I			INSTRUCTIONS	BreakDown...	Drawing...	View Diagram
- 2527480	00	1	I			CONNECTION GP	BreakDown...		View Diagram
GC2960	01	1	I			2ND CUSTOM	BreakDown...		View Diagram
- 2712168	02	1	I			ALARM GP-BASIC	BreakDown...		View Diagram
- 2714525	00	1	I			INSTRUCTIONS	BreakDown...		View Diagram
- 2717376	01	1	S			FILM GP	BreakDown...		View Diagram
LA5757	01	1	I			REM. ANNUNCIATOR W/ NFPA 99-11	BreakDown...		View Diagram
- 3827977	01	1	S			ALARM GP-BASIC	BreakDown...		View Diagram
GC2963	00	1	I			OPTIONAL MODULE HARNESS	BreakDown...		View Diagram
- 2527362	02	1	I			HARNESS GP	BreakDown...		View Diagram
GC3243	01	1	I			LOCAL PC MONITORING (SHIPPED L	BreakDown...		View Diagram
- 2700476	00	1	S			ADAPTER GP-BSC	BreakDown...		View Diagram
GC2991	01	1	I			PANEL LIGHTS	BreakDown...		View Diagram
- 2697022	01	1	I			LIGHTING GP	BreakDown...		View Diagram
GC3594	03	1	I			OPTIONAL 5000A LV BUS BAR	BreakDown...		View Diagram
- 2787694	02	1	I			MTG GP-BUS	BreakDown...		View Diagram
GC3591	02	1	I			STD 5000A LV BUS BAR REMOVAL	BreakDown...		View Diagram
GC3228	06	1	I			REAR MOUNT 4000A, 3P, UL RATED	BreakDown...	Drawing...	View Diagram
- 2527378	01	1	I			BREAKER AS	BreakDown...	Drawing...	View Diagram
- 2527657	01	1	I			BAR GP-NEUTRAL	BreakDown...		View Diagram
- 2527564	01	1	S			SENSOR-EXT NEUT	BreakDown...		View Diagram
- 3488196	00	1	I			COVER GP	BreakDown...		View Diagram
- 2527643	01	1	I			COVER GP	BreakDown...		View Diagram
- 3528713	01	1	I			BOX GP-REAR EXT	BreakDown...		View Diagram
- 2527350	00	1	I			MTG GP-REAR BOX	BreakDown...		View Diagram
- 2450026	00	1	I			COVER GP	BreakDown...		View Diagram
- 2527401	02	1	I			INSTRUCTIONS-BUS	BreakDown...		View Diagram
- 2728412	04	1	I			PANEL GP-BREAKER	BreakDown...		View Diagram
- 2728413	01	1	I			BUS GP	BreakDown...		View Diagram
- 2449856	06	1	I			HARNESS AS	BreakDown...		View Diagram
- 3494292	00	1	I			MOUNTING GP	BreakDown...		View Diagram
GZ0802	00	1	I			5000:5 600V CURRENT TRANSFORME	BreakDown...		View Diagram
- 2881188	06	1	I			TRANSFORMER GP	BreakDown...		View Diagram
GC2503	01	1	I			BOTTOM CABLE ENTRY (WITH SHROU	BreakDown...	Drawing...	View Diagram
- 2450029	00	1	I			COVER GP	BreakDown...		View Diagram
- 2527502	05	1	I			.INSTRUCTIONS-AIR	BreakDown...	Drawing...	View Diagram
GC3587	01	1	I			CONN GP-REAR BOT MP 4000 3P	BreakDown...		View Diagram
- 2787982	04	1	I			CONNECTION GP	BreakDown...		View Diagram
GC5037	00	1	I			SPARE DISCRETE I/O PACKAGE	BreakDown...		View Diagram
- 2527347	03	1	I			MOUNTING GP	BreakDown...		View Diagram
GP1295	01	1	I			208V JACKET WATER COOLANT HEAT	BreakDown...	Drawing...	View Diagram
- 3303345	01	1	I			HEATER GP - JW BASIC	BreakDown...		View Diagram
- 3078458	01	1	I			MOUNTING GP-JW	BreakDown...		View Diagram
- 3392951	04	1	I			WIRING GP	BreakDown...		View Diagram
- 3135252	01	1	I			CONNECTION GP	BreakDown...		View Diagram
9Y8156		1	I			NOTE - STAMP FOR STANDBY POWER	BreakDown...		View Diagram
3662120	00	1	I			CERTIFICATION - EMERGENCY STBY	BreakDown...		View Diagram
5N9597		1	I			VOLTAGE INDICATOR 480V, 60HZ	BreakDown...		View Diagram
0V1065		1	I			END USE: GENERAL EPG	BreakDown...		View Diagram
0P1793		1	I			***GEN SET TEST CHG @ 0.8 PF**	BreakDown...		View Diagram
0P9799		1	I			STANDARD GENSET TVA REPORT	BreakDown...		View Diagram
0P1502		1	I			CUSTOM GENSET TVA REPORT	BreakDown...		View Diagram
LL5718	01	1	I			3634 BHP 2500 GEN KW W/F 60 HZ	BreakDown...		View Diagram
- 0K7009		1	I			2710 BKW (3634 BHP) @ 1800 RPM	BreakDown...		View Diagram

198 results found, displaying 1 to 198


Reference Number	Eng Chg	Quantity	ASM	LESS	Set Type	Description	BreakDown...	Reference Drawing	SIS Part Diagram
- 0V3462		1	I			EPA TIER II - NONROAD	BreakDown...		View Diagram
CA0866	07	1	I			LANGUAGE MARKINGS-ENGLISH	BreakDown...		View Diagram

Ship Loose [Top](#)

83 results found, displaying 1 to 83

Reference Number	Eng Chg	Quantity	ASM	LESS	Set Type	Description	BreakDown...
SEBP4371		1	S			PTSCD	BreakDown...
SEBU8479		1	S			OMM	BreakDown...
SELF5463		1	S			WARRANTY	BreakDown...
SELF9001		1	S			SUPP	BreakDown...
REN7885		1	S			SCHEMATIC	BreakDown...
2703507		1	S			RADIATOR GP -G	BreakDown...
- REHS3403		1	S			S.I.	BreakDown...
		1	S			PVA 000\00000000	BreakDown...
0S1594		8	S			BOLT	BreakDown...
1S5772		1	S			GASKET	BreakDown...
8N6432		1	S			ADAPTER-INLET	BreakDown...
2527564		1	S			TRANSFORMER AS	BreakDown...
2700476		1	S			ADAPTER GP-BSC	BreakDown...
- 2700475		1	S			CONNECTOR AS	BreakDown...
2717376		1	S			FILM GP	BreakDown...
- 2914332		1	S			KIT-FILM	BreakDown...
2765299		1	S			SEPARATOR GP	BreakDown...
2820929		1	S			DISPOSAL GP-FUME	BreakDown...
- 0S1594		2	S			BOLT	BreakDown...
- 2N8928		14	S			CLIP-LOOP	BreakDown...
- 5P0597		3	S			CLAMP-HOSE	BreakDown...
- 5P1472		1260	S			HOSE (BULK)	BreakDown...
- 6V8801		8	S			NUT	BreakDown...
- 7X0294		5	S			BOLT	BreakDown...
- 7X0304		2	S			BOLT	BreakDown...
- 8N1663		3	S			BOOT	BreakDown...
- 8T4896		20	S			WASHER-HARD	BreakDown...
- 8T9101		2	S			BOLT	BreakDown...
- 9B7237		1	S			BOLT	BreakDown...
- 0908747		2	S			SPACER	BreakDown...
- 1349799		2	S			PIPE	BreakDown...
- 1383251		5	S			SPACER	BreakDown...
- 2822602		1	S			BRACKET	BreakDown...
2828315		1	S			LINES GP-AIR	BreakDown...
- 5P1076		10	S			WASHER-HARD	BreakDown...
- 5P2228		2	S			BOLT	BreakDown...
- 5S7383		8	S			BOLT	BreakDown...
- 6V8182		32	S			NUT-FULL	BreakDown...
- 6V8188		10	S			NUT-FULL	BreakDown...
- 6V8801		8	S			NUT	BreakDown...
- 7X0368		24	S			BOLT	BreakDown...
- 7X0370		8	S			BOLT	BreakDown...
- 8T4223		8	S			WASHER-HARD	BreakDown...
- 8T4896		16	S			WASHER-HARD	BreakDown...
- 8T4994		64	S			WASHER-HARD	BreakDown...
- 8T8917		6	S			BOLT	BreakDown...
- 2726462		1	S			GASKET	BreakDown...
- 2826662		1	S			TUBE AS	BreakDown...

83 results found, displaying 1 to 83

Reference Number	Eng Chg	Quantity	ASM	LESS 	Set Type	Description	BreakDown...
- 2826664		2	S			BELLOWS	BreakDown...
- 2826678		1	S			BRACKET	BreakDown...
- 2826684		1	S			BRACKET	BreakDown...
- 2828532		1	S			BRACKET	BreakDown...
- 2828535		2	S			U-BOLT	BreakDown...
- 2829919		1	S			ADAPTER AS	BreakDown...
- 3184305		4	S			SPACER	BreakDown...
2860177		1	S			CHARGER-BATTERY	BreakDown...
2862586		1	S			LINES GP-FUEL	BreakDown...
- 1W8129		1	S			SUPPORT	BreakDown...
- 2N2107		3	S			CLIP	BreakDown...
- 2P1293		2	S			LOCKNUT-BULKHEAD	BreakDown...
- 4L6454		2	S			BOLT	BreakDown...
- 5P2566		2	S			BOLT	BreakDown...
- 5S7383		1	S			BOLT	BreakDown...
- 6V8188		2	S			NUT-FULL	BreakDown...
- 6V8801		3	S			NUT	BreakDown...
- 6V8997		2	S			ADAPTER-STR	BreakDown...
- 6V9746		5	S			SEAL-O-RING-ORFS	BreakDown...
- 6V9853		1	S			ADAPTER-ELBOW	BreakDown...
- 7C2172		1	S			BRACKET	BreakDown...
- 8T4223		4	S			WASHER-HARD	BreakDown...
- 8T4896		6	S			WASHER-HARD	BreakDown...
- 8T9101		2	S			BOLT	BreakDown...
- 9G8140		1	S			SPACER	BreakDown...
- 2858515		1	S			BRACKET	BreakDown...
- 2862186		1	S			HOSE AS	BreakDown...
- 2863257		1	S			HOSE AS	BreakDown...
3502449		1	S			MTG GP-ISOLATOR	BreakDown...
- 7X0582		14	S			WASHER-HARD	BreakDown...
- 3539020		14	S			MOUNT AS	BreakDown...
3827977		1	S			ALARM GP-BASIC	BreakDown...
ESO		1	S			(PRNT ESO COPY)	BreakDown...
6L4502		1	S			PROD MARKING SYS	BreakDown...
- PML		1	S			CHK PM FOR FILMS	BreakDown...