

ORDER INVOICE WITH ENGINEERING BREAKDOWN [FTE02639]

OCTOBER 23, 2021

(FTE02639)-ENGINE (G6B22969)-GENERATOR (NAP01112)-GENSET

For Help Desk Phone Numbers [Click here](#)

⚠ Caution Ordering Parts from TMI Order Invoice with Engineering Breakdown

Order Invoice with Engineering Breakdown information is provided by the orders system, once you click breakdown of a part, TMI pulls the information from the Engineering Data System (EDS).

EDS is not a manufacturing bill of material system but a engineering part in effect system. TMI uses the built date and calls EDS to pull the part in effect at that time.

Recently, TMI added an as manufactured tab. This tab provides the consist as reported from the engine factory. This data is limited but growing for new manufactured engines. To see an example enter "AT400559"

As-Manufactured tab is refreshed with correct data. The history records as well as the current data with wrong details are deleted. From 28th march 2019, TMI is maintaining only current data which possesses correct details.

To validate you are ordering a correct part, TMI encourages you to contact Morton Parts. 800-566-7782 or <https://pscrmwebforms.cat.com/GDSNquickentry.aspx>

The below option will email full breakdown of the serial number

Excel PDF

Sales Model: C15 Invoice Number:GE 750806 Dealer: E130 S.O. Number: MWDCP00 Invoice Date: 2015-12-16


[Feature Code](#)

[Part Numbers](#)

[Help](#)

Feature Codes [Top](#)

44 results found, displaying 1 to 44

Reference Number	Eng Chg	Quantity	ASM	LESS 	Set Type	Reference Drawing	Description
C15DECF	F	1	I			Drawing...	C15 60HZ PKG 500 CERTESE
OGNAR54	F	1	I			Drawing...	LC6124F AREP ALT 54
ULLIST	F	1	I			Drawing...	UL 2200 LISTED PACKAGE GEN SET
LANENG	F	1	I				ENGLISH PANEL LANGUAGE
EMCLAM1	F	1	I			Drawing...	FIRST LOCAL ANNUNCIATOR
EMCCAS3	F	1	I				GEN RUNNING & FAULT RELAY
HTRCG01	F	1	I				HEATERS CONTROL GROUP
BAT2454	F	1	I			Drawing...	STANDARD WET BATTERY
ANNR010	F	1	S				QTY REMOTE ANNUNC (ANNR010_S)
CBK0702	F	1	I			Drawing...	800A LSI SINGLE MANUAL CB
BTC1028	F	1	I				BATTERY CHARGER 10 AMP DUAL
CAN	F	1	I				CANOPIED SILENCER
CBLG002	F	1	I				CB CABLE GP ABB/T6-800/600
CT1005A	F	1	I				1000:5 CT RATIO
EMCCPLH	F	1	I			Drawing...	CONTRO PANEL MOUNTING LEFT
EMCP42	F	1	I			Drawing...	EMCP4.2 CONTROL PANEL
ENCWP51	F	1	I			Drawing...	WEATHER PROT ENC WHITE
FFLCK	F	1	I			Drawing...	FUEL TANK FILL PIPE & LOCK CAP
FTDW005	F	1	I			Drawing...	24 HR SUB TANK BASE 05
JWH0059	F	1	I			Drawing...	JACKET WATER HEATER 240 VAC
LANENGO	F	1	I				ENGLISH INSTRUCTION LANGUAGE

44 results found, displaying 1 to 44

Reference Number	Eng Chg	Quantity	ASM	LESS	Set Type	Reference Drawing	Description
MNTWB03	F	1	I			Drawing...	WIDE BASE 03
NCBG003	F	1	I				NEUTRAL CABLE GP 1200A
NONCSA	F	1	I				NO CSA CERTIFICATION
NONIBC	F	1	I				NO IBC CERTIFICATION
NOSUSE	F	1	I				NO SUSE DECALS & FILMS
NTS1	F	1	I				NEUTRAL BAR NTS1
PWRCTRH	F	1	I			Drawing...	POWER CENTER - RH MOUNTED
STDIVR	F	1	I				INTEGRATED VOLTAGE REGULATOR
STDTEST	F	1	I				STD TESTING - GENERATOR SET
STANDBY	F	1	I				STANDBY POWER
60H0480	F	1	I			Drawing...	60HZ 480 VOLT (WYE)
CERTESE	F	1	I				EPA STATIONARY EMERGENCY
MSCEC72	F	1	I				COMMERCIAL BUSINESSES
MWCODEF	F	1	I				STANDBY POWER
MSEPGGN	F	1	I				GENERAL EPG
KW00500	F	1	I				60 HZ, 500 KW W/FAN
1800RPM	F	1				Drawing...	1800RPM
CATDEC	F	1	I				CAT DECALS
NONNTD	F	1	I				NOT REQUIRED
SINGLE	F	1	I				SINGLE CIRCUIT BREAKER
STDAIR	F	1	I			Drawing...	STD AIR CLEANER - LIGHT DUTY
STDELEC	F	1					STDELEC
STDRAD	F	1	I			Drawing...	STANDARD RADIATOR

Part Numbers [Top](#)

160 results found, displaying 1 to 160

Reference Number	Eng Chg	Quantity	ASM	LESS	Set Type	Description	BreakDown...	Reference Drawing	SIS Part Diagram
C15DECF	F	1	I			C15 60HZ PKG 500 CERTESE	BreakDown...		View Diagram
OGNAR54	F	1	I			LC6124F AREP ALT 54	BreakDown...		View Diagram
ULLIST	F	1	I			UL 2200 LISTED PACKAGE GEN SET	BreakDown...		View Diagram
LANENG C	F	1	I			ENGLISH PANEL LANGUAGE	BreakDown...		View Diagram
EMCLAM1	F	1	I			FIRST LOCAL ANNUNCIATOR	BreakDown...		View Diagram
EMCCAS3	F	1	I			GEN RUNNING & FAULT RELAY	BreakDown...		View Diagram
HTRCG01	F	1	I			HEATERS CONTROL GROUP	BreakDown...		View Diagram
BAT2454	F	1	I			STANDARD WET BATTERY	BreakDown...		View Diagram
ANNR010	F	1	S			QTY REMOTE ANNUNC (ANNR010_S)	BreakDown...		View Diagram
CBK0702	F	1	I			800A LSI SINGLE MANUAL CB	BreakDown...		View Diagram
BTC1028	F	1	I			BATTERY CHARGER 10 AMP DUAL	BreakDown...		View Diagram
CAN	F	1	I			CANOPIED SILENCER	BreakDown...		View Diagram
CBLG002	F	1	I			CB CABLE GP ABB/T6-800/600	BreakDown...		View Diagram
CT1005A	F	1	I			1000:5 CT RATIO	BreakDown...		View Diagram
EMCCPLH	F	1	I			CONTRO PANEL MOUNTING LEFT	BreakDown...		View Diagram
EMCP42	F	1	I			EMCP4.2 CONTROL PANEL	BreakDown...		View Diagram
ENCWP51	F	1	I			WEATHER PROT ENC WHITE	BreakDown...		View Diagram
FFLCK	F	1	I			FUEL TANK FILL PIPE & LOCK CAP	BreakDown...		View Diagram
FTDW005	F	1	I			24 HR SUB TANK BASE 05	BreakDown...		View Diagram
JWH0059	F	1	I			JACKET WATER HEATER 240 VAC	BreakDown...		View Diagram
LANENGO	F	1	I			ENGLISH INSTRUCTION LANGUAGE	BreakDown...		View Diagram
MNTWB03	F	1	I			WIDE BASE 03	BreakDown...		View Diagram
NCBG003	F	1	I			NEUTRAL CABLE GP 1200A	BreakDown...		View Diagram
NONCSA	F	1	I			NO CSA CERTIFICATION	BreakDown...		View Diagram
NONIBC	F	1	I			NO IBC CERTIFICATION	BreakDown...		View Diagram
NOSUSE	F	1	I			NO SUSE DECALS & FILMS	BreakDown...		View Diagram
NTS1	F	1	I			NEUTRAL BAR NTS1	BreakDown...		View Diagram
PWRCTRH	F	1	I			POWER CENTER - RH MOUNTED	BreakDown...		View Diagram



160 results found, displaying 1 to 160

Reference Number	Eng Chg	Quantity	ASM	LESS	Set Type	Description	BreakDown...	Reference Drawing	SIS Part Diagram
STDIVR	F	1	I			INTEGRATED VOLTAGE REGULATOR	BreakDown...		View Diagram
STDTEST	F	1	I			STD TESTING - GENERATOR SET	BreakDown...		View Diagram
STANDBY	F	1	I			STANDBY POWER	BreakDown...		View Diagram
60H0480	F	1	I			60HZ 480 VOLT (WYE)	BreakDown...		View Diagram
CERTESE	F	1	I			EPA STATIONARY EMERGENCY	BreakDown...		View Diagram
MSCEC72	F	1	I			COMMERCIAL BUSINESSES	BreakDown...		View Diagram
MWCODEF	F	1	I			STANDBY POWER	BreakDown...		View Diagram
MSEPGGN	F	1	I			GENERAL EPG	BreakDown...		View Diagram
KW00500	F	1	I			60 HZ, 500 KW W/FAN	BreakDown...		View Diagram
1800RPM	F	1				1800RPM	BreakDown...		View Diagram
CATDEC	F	1	I			CAT DECALS	BreakDown...		View Diagram
NONNTD	F	1	I			NOT REQUIRED	BreakDown...		View Diagram
SINGLE	F	1	I			SINGLE CIRCUIT BREAKER	BreakDown...		View Diagram
STDAIR	F	1	I			STD AIR CLEANER - LIGHT DUTY	BreakDown...		View Diagram
STDELEC	F	1				STDELEC	BreakDown...		View Diagram
STDRAD	F	1	I			STANDARD RADIATOR	BreakDown...		View Diagram
LS1443	00	1	I			C15 ENGINE AR - STD	BreakDown...	Drawing...	View Diagram
- 3965353	01	1	I			GENERAL AR	BreakDown...		View Diagram
- 4206876	03	1	I			CAPTIVE: 4206876-C15-GS667	BreakDown...		View Diagram
- 3904899	00	1	I			DISPOSAL GP-FUMES	BreakDown...		View Diagram
- 3745706	00	4	I			COVER GP.	BreakDown...		View Diagram
4183883	00	1	I			GENERATOR AR-PWR	BreakDown...		View Diagram
LS1437	01	1	I			UL2200 GENERATOR SET	BreakDown...		View Diagram
- 2102630	00	1	I			INSTRUCTIONS	BreakDown...		View Diagram
- 4226099	00	1	I			FILM GP	BreakDown...		View Diagram
- 2087824	00	1	I			FILM-COPPER	BreakDown...		View Diagram
4226060	00	1	I			FILM GP	BreakDown...		View Diagram
LS0259	03	1	I			EMCP4.2 CONTROL PANEL	BreakDown...	Drawing...	View Diagram
- 3901189	06	1	I			DIAGRAM-WIRING	BreakDown...		View Diagram
- 3745736	05	1	I			PANEL GP-ELEK	BreakDown...		View Diagram
- 3625402	01	1	I			TEST-GEN EMCP 4	BreakDown...		View Diagram
- 4427222	00	1	I			CONTROL GP	BreakDown...		View Diagram
- 4416937	01	1	I			MOUNTING GP	BreakDown...		View Diagram
- 3999212	01	1	I			HARNESS AS	BreakDown...		View Diagram
LS0262	01	1	I			LEFT MTD CONTROL PANEL	BreakDown...	Drawing...	View Diagram
- 3745749	08	1	I			ENCL GP-ELEC	BreakDown...		View Diagram
- 3901198	04	1	I			HARNESS AS	BreakDown...		View Diagram
- 3901199	02	1	I			MOUNTING GP	BreakDown...		View Diagram
- 3745740	01	1	I			WIRING GP	BreakDown...		View Diagram
- 2398007		1	I			DIAGRAM-WIRING	BreakDown...		View Diagram
- 4183946	00	1	I			WIRING GP	BreakDown...		View Diagram
LS1439	02	1	I			RIGHT MTD POWER CENTER	BreakDown...	Drawing...	View Diagram
- 4195595	01	1	I			COVER GP	BreakDown...		View Diagram
- 4195596	00	1	I			COVER GP-WIRING	BreakDown...		View Diagram
- 3904880	02	1	I			DUCT GP-CABLE	BreakDown...		View Diagram
- 4200302	00	1	I			BAR GP-GROUND	BreakDown...		View Diagram
- 4427827	01	1	I			MOUNTING GP	BreakDown...		View Diagram
- 4490638	01	1	I			ENCLOSURE GP - ELEC	BreakDown...		View Diagram
LS1447	00	1	I			RADIATOR	BreakDown...	Drawing...	View Diagram
- 4222045	01	1	I			RADIATOR GP	BreakDown...		View Diagram
- 1195148	02	43	I			COOLANT-LONG LIFE-BULK-1 LITER	BreakDown...		View Diagram
4235561	01	1	I			FILM GP (WP ENCLOSURE)	BreakDown...		View Diagram
LS1354	00	1	S			STANDARD FILM-BONDED NEUTRAL	BreakDown...		View Diagram
- 3385114	02	1	S			FILM-BONDED	BreakDown...		View Diagram
3559019	09	1	I			ELECTRONICS GP	BreakDown...		View Diagram
LS0231	00	1	I			LOCAL ANNUNCIATORS	BreakDown...		View Diagram
- 3752299	00	1	I			ALARM GP-BASIC	BreakDown...	Drawing...	View Diagram
- 3999192	01	1	I			HARNESS AS	BreakDown...		View Diagram

160 results found, displaying 1 to 160

Reference Number	Eng Chg	Quantity	ASM	LESS	Set Type	Description	BreakDown...	Reference Drawing	SIS Part Diagram
3745744	01	1	I			RELAY GP	BreakDown...		View Diagram
3745739	01	1	I			PANEL GP-ELEK	BreakDown...		View Diagram
3711790		1	I			CLEANER GP-AIR	BreakDown...		View Diagram
LS0253	00	1	I			WEATHER PROTECTIVE ENCLOSURE	BreakDown...		View Diagram
- 4162228	02	1	I			ENCLOSURE GP	BreakDown...		View Diagram
- 3901219	02	1	I			HARNESS AS	BreakDown...		View Diagram
- 4162046	01	1	S			MUFFLER GP	BreakDown...		View Diagram
LS1425	01	1	I			WIDE BASE	BreakDown...	Drawing...	View Diagram
- 3904912	01	1	I			LINES GP-FUEL	BreakDown...		View Diagram
- 3932507	01	1	I			MOUNTING GP-BATTERY	BreakDown...		View Diagram
- 3995726	03	1	I			BASE GP	BreakDown...		View Diagram
- 4169013	01	1	I			MOUNTING GP BOXES	BreakDown...		View Diagram
- 4211710	00	1	I			DRAIN GP-OIL	BreakDown...		View Diagram
- 4230066	00	1	I			DRAIN GP-COOLANT	BreakDown...		View Diagram
- 4410461	00	1	I			MOUNTING GP	BreakDown...		View Diagram
LS1433	02	1	I			24 HR SUB TANK BASE	BreakDown...	Drawing...	View Diagram
- 4196632	03	1	I			TANK GP-FUEL	BreakDown...		View Diagram
- 4211705	00	1	I			LINES GP-FUEL	BreakDown...		View Diagram
- 3999199	01	1	I			WIRING GP- FUEL TANK	BreakDown...		View Diagram
- 4226083	00	1	I			COVER GP-PROT	BreakDown...		View Diagram
- 4226080	00	1	I			MTG GP-TANK	BreakDown...		View Diagram
- 4647490	00	1	I			MTG GP-TANK	BreakDown...		View Diagram
4226086	00	1	I			ADAPTER GP-FILL	BreakDown...		View Diagram
LS0232	00	1	I			BATTERY CHARGER 10 AMP DUAL/UL	BreakDown...		View Diagram
- 3395996	01	1	I			CHARGER-BATTERY	BreakDown...	Drawing...	View Diagram
- 3999218	03	1	I			HARNESS AS	BreakDown...		View Diagram
LS0234	02	1	I			STANDARD BATTERY SET	BreakDown...	Drawing...	View Diagram
- 4246669	01	1	I			CABLE GP-ELEC	BreakDown...		View Diagram
- 4251381	01	1	I			SUPPORT GP-BTRY (TOP)	BreakDown...		View Diagram
- 1152422	08	2	I			BATTERY GP	BreakDown...		View Diagram
LS1454	00	1	I			JACKET WATER HEATER	BreakDown...		View Diagram
- 3745741	01	1	I			PANEL GP-ELEK	BreakDown...		View Diagram
- 3844305		1	I			THERMOSTAT AS	BreakDown...		View Diagram
- 3999207	02	1	I			WIRING GP	BreakDown...		View Diagram
- 4169020	01	1	I			HEATER GP-JW	BreakDown...		View Diagram
LS1450	00	1	I			TEST - PKG GEN SET	BreakDown...		View Diagram
- 3560136	00	1	I			INSTRUCTIONS	BreakDown...		View Diagram
- 3L0284		1	I			*****TEST - PKG GEN SET*****	BreakDown...		View Diagram
4218926	00	1	I			KIT - LITERATURE	BreakDown...	Drawing...	View Diagram
LS1328	00	1	I			CURRENT TRANSFORMER	BreakDown...		View Diagram
- 3932340	02	1	I			MOUNTING GP - TRANSFORMER	BreakDown...		View Diagram
- 4201480	01	1	I			CABLE GP - ELECTRICAL	BreakDown...		View Diagram
- 4230805	00	1	I			CONNECTION GP-CABLE	BreakDown...		View Diagram
LS1321	00	1	I			GEN MTG & DUCT PLATE	BreakDown...	Drawing...	View Diagram
- 3904857	02	1	I			COVER GP	BreakDown...		View Diagram
- 3984246	02	1	I			MOUNTING GP	BreakDown...		View Diagram
- 2339351		1	I			COUPLING GP	BreakDown...		View Diagram
LS1310	00	1	I			NEUTRAL BAR	BreakDown...		View Diagram
- 3932375	02	1	I			BAR GP - TERMINAL	BreakDown...		View Diagram
- 4227345	00	1	I			CABLE GP-ELECTRICAL	BreakDown...		View Diagram
- 4227343	00	1	I			CONNECTION GP-CABLE (T)	BreakDown...		View Diagram
LS1291	00	1	I			NORMAL CALBLE ENTRY PTS AND CB	BreakDown...		View Diagram
- 4235429	00	1	I			CABLE GP-ELEC	BreakDown...		View Diagram
- 4235435	00	1	I			CONNECTION GP	BreakDown...		View Diagram
LS1298	02	1	I			NEUTRAL CABLES	BreakDown...		View Diagram
- 4216990	01	1	I			CABLE GP-ELEC	BreakDown...		View Diagram
- 4166948	00	1	I			CONNECTION GP	BreakDown...		View Diagram
- 4430294	00	1	I			COVER GP-PROTN-A	BreakDown...		View Diagram

160 results found, displaying 1 to 160

Reference Number	Eng Chg	Quantity	ASM	LESS 	Set Type	Description	BreakDown...	Reference Drawing	SIS Part Diagram 
3585994	00	1	I			CONT GP-A6031	BreakDown...		View Diagram
LS1481	00	1	I			SINGLE CIRCUIT BREAKER-MANUAL	BreakDown...	Drawing...	View Diagram
- 4814314	00	1	I			BREAKER GP-CKT	BreakDown...		View Diagram
- 3932321	02	1	I			COVER GP	BreakDown...		View Diagram
- 3745756	01	1	I			PANEL GP-ELEK	BreakDown...		View Diagram
- 3999202	00	1	I			HARNESS AS	BreakDown...		View Diagram
- 3745745	00	1	I			RELAY GP-SHUNT	BreakDown...		View Diagram
- 4183952	01	1	I			COVER GP	BreakDown...		View Diagram
- 3932324	02	1	I			COVER GP	BreakDown...		View Diagram
- 4183962	00	1	I			LOCK-BREAKER	BreakDown...		View Diagram
- 4559279	00	1	I			MOUNTING GP	BreakDown...		View Diagram
9Y8156		1	I			NOTE - STAMP FOR STANDBY POWER	BreakDown...		View Diagram
5N9597		1	I			VOLTAGE INDICATOR 480V, 60HZ	BreakDown...		View Diagram
0V1065		1	I			END USE: GENERAL EPG	BreakDown...		View Diagram
PP5612	00	1	I			779 BHP 529 GEN KW WOF 60 HZ S	BreakDown...		View Diagram
- 0K6281	00	1	I			581 KW (779 BHP) @ 1800 RPM	BreakDown...		View Diagram