

⚠ Caution Ordering Parts from TMI Order Invoice with Engineering Breakdown

Order Invoice with Engineering Breakdown information is provided by the orders system, once you click breakdown of a part, TMI pulls the information from the Engineering Data System (EDS).

EDS is not a manufacturing bill of material system but a engineering part in effect system. TMI uses the built date and calls EDS to pull the part in effect at that time.

Recently, TMI added an as manufactured tab. This tab provides the consist as reported from the engine factory. This data is limited but growing for new manufactured engines. To see an example enter "AT400559"

As-Manufactured tab is refreshed with correct data. The history records as well as the current data with wrong details are deleted. From 28th march 2019, TMI is maintaining only current data which possesses correct details.

To validate you are ordering a correct part, TMI encourages you to contact Morton Parts. 800-566-7782 or <https://pscrmwebforms.cat.com/GDSNquickentry.aspx>

The below option will email full breakdown of the serial number

Excel **PDF**

FullBreakDown

Sales Model: 3512 DITA **Invoice Number:** GE 275685 **Dealer:** B020 **S.O. Number:** JKA9300 **Invoice Date:** 2000-10-09

[Feature Code](#)


[Part Numbers](#)

[Ship Loose](#)

[Help](#)

Feature Codes [Top](#)

39 results found, displaying 1 to 39

Reference Number	Eng Chg	Quantity	ASM	LESS 	Set Type	Reference Drawing	Description
KW01500	F	1	I				1500 EKW W/FAN
512DE75	F	1	I				3512B 1500 EKW 60 HZ EMISSIONS
EMCPLUS	F	1	I			Drawing...	EMCP TWO PLUS
EMCENGU	F	1	I				ENGLISH DISPLAY UNITS
CSA0001	F	1	I			Drawing...	CSA CERTIFICATION
TSPCSA5	F	1	I				NEUTRAL GROUNDING CONNECTION
EMCAM01	F	1	I			Drawing...	ALARM MODULE
EMCPLAR	F	1	I				PANEL LIGHTS/AUXILIARY RELAY
CCM0001	F	1	I				CUST COMMUNICATIONS MODULE-CCM
EMCCIM1	F	1	I				CUSTOMER INTERFACE MODULE-CIM
EMCAM04	F	1	I			Drawing...	CUSTOM REM. ANNUNCIATOR MODULE
GENCON1	F	1	I			Drawing...	GENERATOR CONVERSION
RRM0007	F	1	I				RADIATOR REMOVAL 72/25, 0.428
VIBIS05	F	1	I			Drawing...	VIBRATION ISOLATORS
EXCFF11	F	1	I			Drawing...	FLEXIBLE FITTING
MUFDU03	F	1	I				MUFFLER - DUAL
FPPRH02	F	1	I				FUEL PRIMING PUMP, RH MOUNTED
FLN0001	F	1	I			Drawing...	FLEXIBLE FUEL LINES
FUMDIS4	F	1	I			Drawing...	FUMES DISPOSAL
LUBOIL1	F	1	I			Drawing...	LUBRICATING OIL
OPADRN4	F	1	I			Drawing...	OIL PAN DRAIN VALVE
JWHD002	F	1	I			Drawing...	JACKET WATER HEATER - DUAL



39 results found, displaying 1 to 39

Reference Number	Eng Chg	Quantity	ASM	LESS	Set Type	Reference Drawing	Description
LWS0001	F	1	I			Drawing...	LOW WATER TEMPERATURE SWITCH
ELSDLH3	F	1	I			Drawing...	ELEC START MTR LH DUAL 24V
BAT2417	F	1	I			Drawing...	24 VOLT BATTERY SET - DRY
BTRCBL1	F	1	I				BATTERY CABLES
BTR0001	F	1	I			Drawing...	BATTERY RACK
BTC1005	F	1	I			Drawing...	BATTERY CHARGER 10 AMP
ALT2442	F	1	I				CHARGING ALTERNATOR 24V 35 AMP
CBK0041	F	1	I			Drawing...	CIRCUIT BKR W/ST 3 POLE 3200 A
60H0480	F	1	I			Drawing...	60HZ 480 VOLTS
MSEPGGN	F	1	I				GENERAL EPG
TSPCSA4	F	1	I				CSA TEST AND CERTIFICATION
3512B	F	1	I			Drawing...	3512B DIESEL ENGINE.
EMISSNS	F	1	I				EMISSIONS
60HERTZ	F	1	I			Drawing...	60 HERTZ
STANDBY	F	1	I				STANDBY POWER APPLICATION
EMCPTWO	F	1	I			Drawing...	ELECTRONIC MODULAR CONTROL PNL
NORAD	F	1	I				NO RADIATOR



Part Numbers [Top](#)

123 results found, displaying 1 to 123

Reference Number	Eng Chg	Quantity	ASM	LESS	Set Type	Description	BreakDown...	Reference Drawing	SIS Part Diagram
PP3086	10	1	I			2172 BHP 1545 GEN KW WOF 60 HZ	BreakDown...		View Diagram
KW01500	F	1	I			1500 EKW W/FAN	BreakDown...		View Diagram
LA2122	03	1	I			3512B 1500 EKW 60 HZ EMISSIONS	BreakDown...	Drawing...	View Diagram
512DE75	F	1	I			3512B 1500 EKW 60 HZ EMISSIONS	BreakDown...		View Diagram
1169865	07	1	I			3512B ENGINE AR. (GS)	BreakDown...		View Diagram
3L0414		1	I			SINGLE BEARING GEN ALIGN-3500	BreakDown...		View Diagram
3L0432		1	I			TEST - PKG GEN SET (EMCP II)	BreakDown...		View Diagram
4P0558	01	1	I			CLEANER GP - AIR-B	BreakDown...		View Diagram
5N9581		1	I			LOW EMISSIONS STRATEGY	BreakDown...		View Diagram
5P2506	00	1	I			LITERATURE - ENGLISH	BreakDown...	Drawing...	View Diagram
7N6782	08	1	I			RESTRICTION INDICATOR	BreakDown...	Drawing...	View Diagram
8N9639	04	1	I			GUARD GP-DAMPER	BreakDown...		View Diagram
9X9591	01	1	I			REMOTE SPEED CONTROL	BreakDown...	Drawing...	View Diagram
1044704	03	1	I			MTG GP - CONTROL PNL (EMCP II)	BreakDown...		View Diagram
1131592	04	1	I			MTG GP - AIR CLEANER	BreakDown...		View Diagram
1157033	00	1	I			RAIL GP - ENGINE SPT	BreakDown...		View Diagram
1163269	03	1	I			REGULATOR GP-B	BreakDown...		View Diagram
1214450	10	1	I			BOX GP	BreakDown...		View Diagram
1218856	06	1	I			CONNECTION GP-G	BreakDown...		View Diagram
1269191	02	1	I			MOUNTING GP - ALTERNATOR	BreakDown...		View Diagram
1340056	04	1	I			WIRING GP - ENGINE	BreakDown...		View Diagram
1411808	01	1	I			BOX GP-BASIC	BreakDown...		View Diagram
1441668	03	1	I			GENERATOR ARRANGEMENT-PER-A860	BreakDown...		View Diagram
1530191	04	1	I			INSTALLATION AR-GENERATOR	BreakDown...		View Diagram
1631462	00	1	I			SENSOR GP - SCAC TEMP.	BreakDown...		View Diagram
EMCPLUS	F	1	I			EMCP TWO PLUS	BreakDown...		View Diagram
1586167	04	1	I			ELECT. MODULAR CONT. PANEL II+	BreakDown...		View Diagram
EMCENGU	F	1	I			ENGLISH DISPLAY UNITS	BreakDown...		View Diagram
1214713	00	1	I			ENGLISH DISPLAY UNITS	BreakDown...		View Diagram
CSA0001	F	1	I			CSA CERTIFICATION	BreakDown...		View Diagram
1214706	00	1	I			CSA CERTIFICATION	BreakDown...		View Diagram
TSPCSA5	F	1	I			NEUTRAL GROUNDING CONNECTION	BreakDown...		View Diagram
1219480	02	1	I			NEUTRAL GROUNDING CONNECTION	BreakDown...		View Diagram
EMCAM01	F	1	I			ALARM MODULE	BreakDown...		View Diagram
1214707	01	1	I			ALARM MODULE	BreakDown...	Drawing...	View Diagram
EMCPLAR	F	1	I			PANEL LIGHTS/AUXILIARY RELAY	BreakDown...		View Diagram


Reference Number	Eng Chg	Quantity	ASM	LESS 	Set Type	Description	BreakDown...	Reference Drawing	SIS Part Diagram 
1214712	01	1	I			PANEL LIGHTS/AUXILIARY RELAY	BreakDown...		View Diagram
CCM0001	F	1	I			CUST COMMUNICATIONS MODULE-CCM	BreakDown...		View Diagram
1028627	01	1	I			CUST COMMUNICATIONS MODULE-CCM	BreakDown...		View Diagram
9Y6496	02	1	I			CUSTOMER INTERFACE MODULE-CIM	BreakDown...		View Diagram
EMCCIM1	F	1	I			CUSTOMER INTERFACE MODULE-CIM	BreakDown...		View Diagram
EMCAM04	F	1	I			CUSTOM REM. ANNUNCIATOR MODULE	BreakDown...		View Diagram
1311960	01	1	I			CUSTOM REM. ANNUNCIATOR MODULE	BreakDown...		View Diagram
LA1969	03	1	I			GENERATOR CONVERSION	BreakDown...	Drawing...	View Diagram
GENCON1	F	1	I			GENERATOR CONVERSION	BreakDown...		View Diagram
1546022	00	1	I			CONVERSION GP	BreakDown...		View Diagram
3L0456		1	I			PROCEDURE - DVR PROG AND TEST	BreakDown...		View Diagram
1216202	06	1	I			REGULATOR GP	BreakDown...		View Diagram
1455138	00	1	I			WIRING GP - DVR POWER	BreakDown...		View Diagram
LA1344	01	1	I			RADIATOR REMOVAL 72/25, 0.428	BreakDown...		View Diagram
RRM0007	F	1	I			RADIATOR REMOVAL 72/25, 0.428	BreakDown...		View Diagram
5N8877	04	1	I			VIBRATION ISOLATORS	BreakDown...		View Diagram
VIBIS05	F	1	I			VIBRATION ISOLATORS	BreakDown...		View Diagram
5N9527	01	1	I			FLEXIBLE FITTING	BreakDown...	Drawing...	View Diagram
EXCFF11	F	1	I			FLEXIBLE FITTING	BreakDown...		View Diagram
PA4106	08	1	I			MUFFLER - DUAL	BreakDown...		View Diagram
MUFDU03	F	1	I			MUFFLER - DUAL	BreakDown...		View Diagram
2W7871	02	1	I			FLANGE	BreakDown...	Drawing...	View Diagram
1417047	01	1	I			MUFFLER	BreakDown...		View Diagram
LA3236	00	1	I			FUEL PRIMING PUMP AR-RH	BreakDown...		View Diagram
FPPRH02	F	1	I			FUEL PRIMING PUMP, RH MOUNTED	BreakDown...		View Diagram
1243187	04	1	I			FUEL PRIMING PUMP	BreakDown...		View Diagram
1659154	02	1	I			FUEL PRIMING PUMP GP	BreakDown...		View Diagram
5N2438	05	1	I			FLEXIBLE FUEL LINES	BreakDown...	Drawing...	View Diagram
FLN0001	F	1	I			FLEXIBLE FUEL LINES	BreakDown...		View Diagram
LA1060	05	1	I			FUMES DISPOSAL	BreakDown...	Drawing...	View Diagram
FUMDIS4	F	1	I			FUMES DISPOSAL	BreakDown...		View Diagram
9Y5563	00	1	I			FUMES DISPOSAL	BreakDown...	Drawing...	View Diagram
1209818	04	1	I			FUMES DISPOSAL	BreakDown...		View Diagram
PA5311	05	1	I			LUBRICATING OIL	BreakDown...		View Diagram
LUBOIL1	F	1	I			LUBRICATING OIL	BreakDown...		View Diagram
5P2586	03	1	I			OIL - BULK - ONE LITER	BreakDown...		View Diagram
9Y7876	01	1	I			OIL PAN DRAIN VALVE	BreakDown...	Drawing...	View Diagram
OPADRN4	F	1	I			OIL PAN DRAIN VALVE	BreakDown...		View Diagram
PA4391	08	1	I			JACKET WATER HEATER - DUAL	BreakDown...	Drawing...	View Diagram
JWHD002	F	1	I			JACKET WATER HEATER - DUAL	BreakDown...		View Diagram
6I1041	04	1	I			MOUNTING GP - JACKET WATER HTR	BreakDown...		View Diagram
6I1042	06	1	I			MOUNTING GP - JACKET WATER HTR	BreakDown...		View Diagram
7E6248	06	1	I			HEATER GP - JACKET WATER	BreakDown...		View Diagram
3E0264	02	1	I			LOW WATER TEMPERATURE SWITCH	BreakDown...	Drawing...	View Diagram
LWS0001	F	1	I			LOW WATER TEMPERATURE SWITCH	BreakDown...		View Diagram
PA2478	06	1	I			ELECTRIC STARTING MOTOR LH	BreakDown...	Drawing...	View Diagram
ELSDLH3	F	1	I			ELEC START MTR LH DUAL 24V	BreakDown...		View Diagram
8N3896	14	1	I			ELECTRIC STARTING MOTOR 24VDC	BreakDown...	Drawing...	View Diagram
PA1787	10	1	I			24 VOLT BATTERY SET - DRY	BreakDown...	Drawing...	View Diagram
BAT2417	F	1	I			24 VOLT BATTERY SET - DRY	BreakDown...		View Diagram
7L7872	08	1	I			24 VOLT BATTERY SET - DRY	BreakDown...		View Diagram
7W0825	01	1	I			BATTERY CABLES	BreakDown...		View Diagram
BTRCBL1	F	1	I			BATTERY CABLES	BreakDown...		View Diagram
3N7056	00	1	I			BATTERY RACK	BreakDown...		View Diagram
BTR0001	F	1	I			BATTERY RACK	BreakDown...		View Diagram
7W0408	01	1	I			BATTERY CHARGER 10 AMP	BreakDown...		View Diagram
BTC1005	F	1	I			BATTERY CHARGER 10 AMP	BreakDown...		View Diagram
LA0427	08	1	I			CHARGING ALTERNATOR 24V 35AMP	BreakDown...	Drawing...	View Diagram
ALT2442	F	1	I			CHARGING ALTERNATOR 24V 35 AMP	BreakDown...		View Diagram
7C4803	02	1	I			ALTERNATOR GP - A	BreakDown...		View Diagram

123 results found, displaying 1 to 123


Reference Number	Eng Chg	Quantity	ASM	LESS 	Set Type	Description	BreakDown...	Reference Drawing	SIS Part Diagram 
7E4836	04	1	I			MOUNTING GP - ALT	BreakDown...		View Diagram
7W5780	04	1	I			GUARD GROUP - BELT	BreakDown...		View Diagram
1077361	01	1	I			DRIVE GP - ACC.	BreakDown...	Drawing...	View Diagram
1336468	01	1	I			WIRE AS	BreakDown...		View Diagram
LA0468	01	1	I			CIRCUIT BKR W/ST 3200 A	BreakDown...		View Diagram
CBK0041	F	1	I			CIRCUIT BKR W/ST 3 POLE 3200 A	BreakDown...		View Diagram
1057929	02	1	I			BREAKER GP - CKT	BreakDown...		View Diagram
1220317	02	1	I			PANEL AS.	BreakDown...		View Diagram
1220319	03	1	I			MOUNTING GP.	BreakDown...		View Diagram
1220320	01	1	I			WIRING GP- SHUNT TRIP	BreakDown...		View Diagram
1220332	02	1	I			CONNECTION GP - J	BreakDown...		View Diagram
5N9597		1	I			VOLTAGE INDICATOR 480V, 60HZ	BreakDown...		View Diagram
60H0480	F	1	I			60HZ 480 VOLTS	BreakDown...		View Diagram
0V1065		1	I			END USE: GENERAL EPG	BreakDown...		View Diagram
MSEPGGN	F	1	I			GENERAL EPG	BreakDown...		View Diagram
LA1330	00	1	I			CSA TEST AND CERTIFICATION	BreakDown...		View Diagram
TSPCSA4	F	1	I			CSA TEST AND CERTIFICATION	BreakDown...		View Diagram
3L0224		1	I			DIELECTRIC TEST - CSA	BreakDown...		View Diagram
3L0334		1	I			NAMEPLATE INFORMATION	BreakDown...		View Diagram
PP3086	10	1	I			2172 BHP 1545 GEN KW WOF 60 HZ	BreakDown...		View Diagram
2T7722	00	1	I			1620 KW @ 1800 RPM (2172 BHP)	BreakDown...		View Diagram
3512B	F	1	I			3512B DIESEL ENGINE.	BreakDown...		View Diagram
EMISSNS	F	1	I			EMISSIONS	BreakDown...		View Diagram
60HERTZ	F	1	I			60 HERTZ	BreakDown...		View Diagram
STANDBY	F	1	I			STANDBY POWER APPLICATION	BreakDown...		View Diagram
EMCPTWO	F	1	I			ELECTRONIC MODULAR CONTROL PNL	BreakDown...		View Diagram
NORAD	F	1	I			NO RADIATOR	BreakDown...		View Diagram

Ship Loose [Top](#)

58 results found, displaying 1 to 58

Reference Number	Eng Chg	Quantity	ASM	LESS 	Set Type	Description	BreakDown...
0S1571		48	S			BOLT	BreakDown...
0S1588		8	S			BOLT	BreakDown...
1B5355		48	S			NUT-FULL	BreakDown...
1B5357		48	S			NUT-FULL	BreakDown...
2N8928		8	S			CLIP-LOOP	BreakDown...
2V7397		2	S			CABLE AS	BreakDown...
2W7872		4	S			FLANGE-EXHAUST	BreakDown...
2W7873		4	S			GASKET-EXHAUST	BreakDown...
3K1715		1	S			CABLE AS	BreakDown...
3N6504		1	S			HOSE AS	BreakDown...
3N7054		1	S			SUPPORT AS-BAT	BreakDown...
3N7055		1	S			BOARD	BreakDown...
3V6785		1	S			CABLE AS	BreakDown...
5F5990		2	S			CLIP	BreakDown...
5L4398		48	S			BOLT	BreakDown...
5M2894		12	S			WASHER-HARD	BreakDown...
5N9505		1	S			FITTING AS-EXH	BreakDown...
5P0597		2	S			CLAMP-HOSE	BreakDown...
5P1472		580	S			HOSE	BreakDown...
5P7197		8	S			WASHER-HARD	BreakDown...
5P8245		96	S			WASHER-HARD	BreakDown...
6V2687		2	S			SCREW-PAN HEAD	BreakDown...
7N5274		1	S			COVER-TERMINAL	BreakDown...
7W0408		1	S			CHARGER-BATTERY	BreakDown...
8L8413		4	S			STRAP-CABLE	BreakDown...

58 results found, displaying 1 to 58

Reference Number	Eng Chg	Quantity	ASM	LESS 	Set Type	Description	BreakDown...
8N0869		1	S			COVER-TERMINAL	BreakDown...
8N1186		1	S			HOSE AS	BreakDown...
8N1663		2	S			BOOT	BreakDown...
8N1725		1	S			COVER-TERMINAL	BreakDown...
9G0003		4	S			COVER-TERMINAL	BreakDown...
9G0004		4	S			COVER-TERMINAL	BreakDown...
9G8909		1	S			COVER-TERMINAL	BreakDown...
9L9132		96	S			WASHER-HARD	BreakDown...
9S8752		8	S			NUT-FULL	BreakDown...
9X0203		1	S			CONT GP -B	BreakDown...
9X9730		4	S			BATTERY-12 VOLT	BreakDown...
9Y6497		1	S			BOARD AS-RELAY	BreakDown...
9Y9892		1	S			*PRT-INSTRUCTION	BreakDown...
1311960		1	S			PANEL GP-INST	BreakDown...
1417047		2	S			MUFFLER	BreakDown...
1533864		8	S			MOUNT AS	BreakDown...
1648940		1	S			CONT GP -E	BreakDown...
1716719		1	S			PARTS KIT	BreakDown...
1716721		1	S			PARTS KIT	BreakDown...
JERC2162		1	S			SOFT	BreakDown...
SEBP2414		1	S			PTSBK	BreakDown...
SEBP2443		1	S			PTSBK	BreakDown...
SEBU6042		1	S			SUPP	BreakDown...
SEBU6251		1	S			LUBE	BreakDown...
SEBU6874		1	S			OMM	BreakDown...
SEBU6916		1	S			OMM	BreakDown...
SEBU6918		1	S			OMM	BreakDown...
SEBU6984		1	S			SUPP	BreakDown...
SELF5308		1	S			WARRANTY	BreakDown...
SELS0086		1	S			S.I.	BreakDown...
SENR4794		1	S			SCHEMATIC	BreakDown...
ESO		1	S			(PRNT ESO COPY)	BreakDown...
PML		1	S			*REQUIRED DECALS	BreakDown...

Caterpillar Confidential: **Green**

Content Owner: Commercial Processes Division

Web Master(s): [PSG Web Based Systems Support](#)

Current Date: 3/18/2021, 7:57:12 AM

© Caterpillar Inc. 2021 All Rights Reserved.

[Data Privacy Statement](#).