

⚠ Caution Ordering Parts from TMI Order Invoice with Engineering Breakdown

Order Invoice with Engineering Breakdown information is provided by the orders system, once you click breakdown of a part, TMI pulls the information from the Engineering Data System (EDS).

EDS is not a manufacturing bill of material system but a engineering part in effect system. TMI uses the built date and calls EDS to pull the part in effect at that time.

Recently, TMI added an as manufactured tab. This tab provides the consist as reported from the engine factory. This data is limited but growing for new manufactured engines.To see an example enter "AT400559"

As-Manufactured tab is refreshed with correct data. The history records as well as the current data with wrong details are deleted. From 28th march 2019, TMI is maintaining only current data which possesses correct details.

To validate you are ordering a correct part, TMI encourages you to contact Morton Parts. 800-566-7782 or <https://pscrmwebforms.cat.com/GDSNquickentry.aspx>

The below option will email full breakdown of the serial number

Excel **PDF**

FullBreakDown

Sales Model: 3412 DIT **Invoice Number:**GE 264358 **Dealer:** B420 **S.O. Number:** HNQ1900 **Invoice Date:** 2000-02-14

[Feature Code](#)


[Part Numbers](#)

[Ship Loose](#)

[Help](#)

Feature Codes [Top](#)

31 results found, displaying 1 to 31

Reference Number	Eng Chg	Quantity	ASM	LESS 	Set Type	Reference Drawing	Description
KW00500	F	1	I				500 EKW W/FAN
412DE29	F	1	I				3412 500 EKW 60 HZ PGS-STBY
OGNPM13	F	1	I				GENERATOR 592 FRAME PM
RPA0013	F	1	I				588 FRAME GENERATOR REMOVAL
GOVLS02	F	1	I			Drawing...	2301A LOAD SHARING GOVERNOR
EMCENGU	F	1	I				ENGLISH DISPLAY UNITS
EMCAM06	F	1	I			Drawing...	ALARM MODULE - NFPA 99
EMCAM03	F	1	I			Drawing...	CUSTOM ALARM MODULE
EMCPLAR	F	1	I				PANEL LIGHTS/AUXILIARY RELAY
EMCEFR1	F	1	I			Drawing...	RELAY GP
EMCRMP3	F	1	I			Drawing...	CUSTOM REM. ANNUNCIATOR MODULE
EMCCIM1	F	1	I				CUSTOMER INTERFACE MODULE-CIM
RADD003	F	1	I				RADIATOR D 0.681 DRIVE
CLS0001	F	1	I			Drawing...	COOLANT LEVEL SENSOR
BAT2401	F	1	I			Drawing...	24 VOLT BATTERY SET - DRY
BTRCBL1	F	1	I				BATTERY CABLES
BTR0001	F	1	I			Drawing...	BATTERY RACK
JWH0005	F	1	I			Drawing...	JACKET WATER HEATER
SHK0004	F	1	I				SPACE HEATER KIT
FUMDIS1	F	1	I			Drawing...	FUMES DISPOSAL
PFF0004	F	1	I			Drawing...	PRIMARY FUEL FILTER
LWS0001	F	1	I			Drawing...	LOW WATER TEMPERATURE SWITCH

31 results found, displaying 1 to 31



Reference Number	Eng Chg	Quantity	ASM	LESS	Set Type	Reference Drawing	Description
60H0480	F	1	I			Drawing...	60HZ 480 VOLTS
MSEPPGN	F	1	I				GENERAL EPG
LITENGE	F	3	I				EXTRA ENGLISH LITERATURE
TRSGEN4	F	1	I				GEN SET TEST CHARGE
STANDBY	F	1	I				STANDBY POWER APPLICATION
PSGGOVR	F	1	I				PSG GOVERNOR
EMCPTWO	F	1	I			Drawing...	ELECTRONIC MODULAR CONTROL PNL
XLENGL	F	1	I				EXTRA ENGLISH LITERATURE
NONCERT	F	1	I				NON-CERTIFIED

Part Numbers [Top](#)


101 results found, displaying 1 to 101

Reference Number	Eng Chg	Quantity	ASM	LESS	Set Type	Description	BreakDown...	Reference Drawing	SIS Part Diagram
PL8681	03	1	I			749 BHP 515 GEN KW WOF 60HZ(S)	BreakDown...		View Diagram
KW00500	F	1	I			500 EKW W/FAN	BreakDown...		View Diagram
PA5006	09	1	I			3412 500 EKW 60 HZ PGS-STBY	BreakDown...	Drawing...	View Diagram
412DE29	F	1	I			3412 500 EKW 60 HZ PGS-STBY	BreakDown...		View Diagram
1W9602	10	1	I			3412 ENGINE AR. - BASIC	BreakDown...		View Diagram
3N6668	05	1	I			FLEXIBLE FUEL LINES	BreakDown...		View Diagram
4N1061	14	1	I			ELECTRIC STARTING MOTOR LH 24V	BreakDown...	Drawing...	View Diagram
4P7610	02	1	I			PICK UP GP - MAGNETIC	BreakDown...		View Diagram
5N2286	06	1	I			WIDE STRUCTURAL STEEL BASE	BreakDown...		View Diagram
5N6132	07	1	I			LINES GP-DRAIN (COOLANT)	BreakDown...		View Diagram
5N7378	03	1	I			LINES GP - DRAIN (OIL).	BreakDown...		View Diagram
5N7562	00	1	I			NOTE-CONTROL PANEL MTG (REAR)	BreakDown...		View Diagram
5N8293	05	1	I			SOLENOID SHUTOFF - ETS 24-32V	BreakDown...		View Diagram
5P2506	00	1	I			LITERATURE GP - ENGLISH	BreakDown...	Drawing...	View Diagram
5P2586	03	1	I			OIL - BULK - ONE LITER	BreakDown...		View Diagram
6N8878	02	1	I			FUEL PRESSURE GAUGE	BreakDown...		View Diagram
7C4366	00	1	I			MOUNTING GP - CONTACTOR	BreakDown...		View Diagram
7N6351	03	1	I			ELBOW GP-EXHAUST	BreakDown...	Drawing...	View Diagram
1029942	00	1	I			MOUNTING GP - CONTACTOR	BreakDown...		View Diagram
1031965	00	1	I			WIRING GP	BreakDown...		View Diagram
1036101	04	1	I			CONTROL GP -A	BreakDown...		View Diagram
3L0432		1	I			TEST - PKG GEN SET (EMCP II)	BreakDown...		View Diagram
7E9052	01	1	I			BELT GUARD - FAN DRIVE	BreakDown...		View Diagram
1044704	03	1	I			MTG GP - CONTROL PNL (EMCP II)	BreakDown...		View Diagram
7N4686	01	1	I			COVER GP - SERVICE METER	BreakDown...		View Diagram
7E4254	00	1	I			CLEANER GP - AIR	BreakDown...		View Diagram
5N7601		1	I			NOTE-CONT.& PNL CHART 129-4053	BreakDown...		View Diagram
3L0284		1	I			TEST - PKG GEN SET	BreakDown...		View Diagram
PA5942	01	1	I			GENERATOR 592 FRAME PM	BreakDown...	Drawing...	View Diagram
OGNPM13	F	1	I			GENERATOR 592 FRAME PM	BreakDown...		View Diagram
9Y0447	01	1	I			SR4 GENERATOR AR - POWER	BreakDown...		View Diagram
1081467	01	1	I			INSTALLATION ARRANGEMENT	BreakDown...		View Diagram
PA6690	01	1	I			588 FRAME GENERATOR REMOVAL	BreakDown...	Drawing...	View Diagram
RPA0013	F	1	I			588 FRAME GENERATOR REMOVAL	BreakDown...		View Diagram
6I2026	04	1	I			CONNECTION GP	BreakDown...		View Diagram
7E4266	00	1	I			MOUNTING ADAPTER	BreakDown...		View Diagram
PA5020	06	1	I			2301A LOAD SHARING GOVERNOR	BreakDown...	Drawing...	View Diagram
GOVLS02	F	1	I			2301A LOAD SHARING GOVERNOR	BreakDown...		View Diagram
6N4703	13	1	I			FASTENER GP-WOODWARD EG3P	BreakDown...		View Diagram
7W6653	05	1	I			ACTUATOR AS. - EG3P	BreakDown...		View Diagram
3L0303		1	I			ADJUSTING-WW 2301 CONTROL SYS	BreakDown...		View Diagram
7W6542	07	1	I			CONTROL GP - GOVERNOR	BreakDown...		View Diagram
EMCENGU	F	1	I			ENGLISH DISPLAY UNITS	BreakDown...		View Diagram
1214713	00	1	I			ENGLISH DISPLAY UNITS	BreakDown...		View Diagram

101 results found, displaying 1 to 101

Reference Number	Eng Chg	Quantity	ASM	LESS 	Set Type	Description	BreakDown...	Reference Drawing	SIS Part Diagram 
EMCAM06	F	1	I			ALARM MODULE - NFPA 99	BreakDown...		View Diagram
1214716	01	1	I			ALARM MODULE - NFPA 99	BreakDown...	Drawing...	View Diagram
EMCAM03	F	1	I			CUSTOM ALARM MODULE	BreakDown...		View Diagram
1311958	01	1	I			CUSTOM ALARM MODULE	BreakDown...		View Diagram
EMCPLAR	F	1	I			PANEL LIGHTS/AUXILIARY RELAY	BreakDown...		View Diagram
1214712	01	1	I			PANEL LIGHTS/AUXILIARY RELAY	BreakDown...		View Diagram
EMCEFR1	F	1	I			RELAY GP	BreakDown...		View Diagram
1341157	00	1	I			ENGINE FAILURE RELAY	BreakDown...		View Diagram
EMCRMP3	F	1	I			CUSTOM REM. ANNUNCIATOR MODULE	BreakDown...		View Diagram
1311963	01	1	I			CUSTOM REM. ANNUNCIATOR MODULE	BreakDown...		View Diagram
9Y6496	02	1	I			CUSTOMER INTERFACE MODULE-CIM	BreakDown...		View Diagram
EMCCIM1	F	1	I			CUSTOMER INTERFACE MODULE-CIM	BreakDown...		View Diagram
PA3371	00	1	I			RADIATOR D 0.681 DRIVE	BreakDown...	Drawing...	View Diagram
RADD003	F	1	I			RADIATOR D 0.681 DRIVE	BreakDown...		View Diagram
4N3465	11	1	I			BLOWER FAN	BreakDown...	Drawing...	View Diagram
6N3651	03	1	I			LOWER RADIATOR CONNECTIONS	BreakDown...		View Diagram
6N9929	01	1	I			UPPER RADIATOR CONNECTIONS	BreakDown...		View Diagram
7N8842	02	1	I			FAN DRIVE 0.681 RATIO	BreakDown...	Drawing...	View Diagram
7N9951	12	1	I			RADIATOR REF D	BreakDown...		View Diagram
CLS0001	F	1	I			COOLANT LEVEL SENSOR	BreakDown...		View Diagram
1113794	00	1	I			COOLANT LEVEL SENSOR	BreakDown...		View Diagram
7L7872	08	1	I			24 VOLT BATTERY SET - DRY	BreakDown...		View Diagram
BAT2401	F	1	I			24 VOLT BATTERY SET - DRY	BreakDown...		View Diagram
7W0825	01	1	I			BATTERY CABLES	BreakDown...		View Diagram
BTRCBL1	F	1	I			BATTERY CABLES	BreakDown...		View Diagram
3N7056	00	1	I			BATTERY RACK	BreakDown...		View Diagram
BTR0001	F	1	I			BATTERY RACK	BreakDown...		View Diagram
PA0765	06	1	I			JACKET WATER HEATER	BreakDown...	Drawing...	View Diagram
JWH0005	F	1	I			JACKET WATER HEATER	BreakDown...		View Diagram
7W3867	08	1	I			MOUNTING GP - HEATER	BreakDown...		View Diagram
7E6248	06	1	I			HEATER GP - JACKET WATER	BreakDown...		View Diagram
4P1788	01	1	I			SPACE HEATER KIT	BreakDown...		View Diagram
SHK0004	F	1	I			SPACE HEATER KIT	BreakDown...		View Diagram
FUMDIS1	F	1	I			FUMES DISPOSAL	BreakDown...		View Diagram
1097755	03	1	I			FUMES DISPOSAL	BreakDown...		View Diagram
PL1697	06	1	I			PRIMARY FUEL FILTER	BreakDown...	Drawing...	View Diagram
PFF0004	F	1	I			PRIMARY FUEL FILTER	BreakDown...		View Diagram
6N3212	04	1	I			MOUNTING GP-FUEL FILTER	BreakDown...		View Diagram
8H7204	09	1	I			PRIMARY FUEL FILTER	BreakDown...	Drawing...	View Diagram
3N7442	05	1	I			LOW WATER TEMPERATURE SWITCH	BreakDown...		View Diagram
LWS0001	F	1	I			LOW WATER TEMPERATURE SWITCH	BreakDown...		View Diagram
5N9597		1	I			VOLTAGE INDICATOR 480V, 60HZ	BreakDown...		View Diagram
60H0480	F	1	I			60HZ 480 VOLTS	BreakDown...		View Diagram
0V1065		1	I			END USE : GENERAL EPG	BreakDown...		View Diagram
MSEPGGN	F	1	I			GENERAL EPG	BreakDown...		View Diagram
OP9715		3	I			EXTRA LITERATURE - ENGLISH	BreakDown...		View Diagram
LITENGE	F	3	I			EXTRA ENGLISH LITERATURE	BreakDown...		View Diagram
OP1853		1	I			GEN SET TEST CHARGE	BreakDown...		View Diagram
TRSGEN4	F	1	I			GEN SET TEST CHARGE	BreakDown...		View Diagram
PL8681	03	1	I			749 BHP 515 GEN KW WOF 60HZ(S)	BreakDown...		View Diagram
OT6188	00	1	I			558.5 KW @ 1800 RPM (749 BHP)	BreakDown...		View Diagram
STANDBY	F	1	I			STANDBY POWER APPLICATION	BreakDown...		View Diagram
PSGGOVR	F	1	I			PSG GOVERNOR	BreakDown...		View Diagram
EMCPTWO	F	1	I			ELECTRONIC MODULAR CONTROL PNL	BreakDown...		View Diagram
XLENGL	F	1	I			EXTRA ENGLISH LITERATURE	BreakDown...		View Diagram
NONCERT	F	1	I			NON-CERTIFIED	BreakDown...		View Diagram
OP9200		1	I			OP9200 POSTSALE PPP PGM769-00	BreakDown...		View Diagram

43 results found, displaying 1 to 43

Reference Number	Eng Chg	Quantity	ASM	LESS 	Set Type	Description	BreakDown...
2L3331		2	S			CONNECTOR 1704 5-6(B)	BreakDown...
2M9780		1	S			SEAL 16622-10(F)	BreakDown...
2V7397		1	S			CABLE HUT14 (F)	BreakDown...
3J1907		1	S			SEAL 1662 6-3(F)	BreakDown...
3K1715		1	S			CABLE AS HUT4 (F)	BreakDown...
3N6667		2	S			HOSE HUT89 (F)	BreakDown...
3N7054		1	S			SUPPORT A FL48 (F)	BreakDown...
3N7055		1	S			BOARD FL47 (F)	BreakDown...
3V6785		1	S			CABLE AS HUT13 (F)	BreakDown...
5P1404		1	S			ADAPTER 1640 4-8(B)	BreakDown...
6T4949		1	S			SWITCH AS. 16605-13(F)	BreakDown...
6V2687		2	S			SCREW 1654 6-3(B)	BreakDown...
6V4611		1	S			FILM-WARNING	BreakDown...
7C1571		1	S			ELEMENT AS. FL168 (F)	BreakDown...
7N5274		1	S			COVER 16745-15(F)	BreakDown...
8L8413		2	S			STRAP-CABLE 16603-12(F)	BreakDown...
8N0869		1	S			COVER 16743-15(F)	BreakDown...
8N1725		1	S			COVER 16744-15(F)	BreakDown...
8T4988		3	S			CLAMP HUT52 (F)	BreakDown...
9G0003		2	S			TERMINAL COVER 16605-14(B)	BreakDown...
9G0004		2	S			TERMINAL COVER 1704 2-3(B)	BreakDown...
9G8909		1	S			COVER 16742-15(F)	BreakDown...
9X0203		1	S			CONTROL GP HUT46 (I)	BreakDown...
9X9730		2	S			BATTERY FL235 (H)	BreakDown...
9Y6102		1	S			ELBOW HUT77 (B)	BreakDown...
9Y6180		1	S			TUBE HUT66 (F)	BreakDown...
9Y6497		1	S			BOARD HUT52 (F)	BreakDown...
SEBP2534		4	S			PT BK(EMCP 11) 140015B1(A)	BreakDown...
SEBP2576		4	S			PTS BK 1400 FL (A)	BreakDown...
SEBU6042		5	S			SUPP 140013B2(A)	BreakDown...
SEBU6251		4	S			LUBE 140019B2(A)	BreakDown...
SEBU6918		5	S			OMM 140017B1(A)	BreakDown...
SEBU6945		4	S			OMM 1400 5B2(A)	BreakDown...
SEBU6984		4	S			SUPP 140013B1(A)	BreakDown...
SELF5260		4	S			WARRANTY 140013C2(A)	BreakDown...
SELS0115		4	S			S.I. 140016C1(A)	BreakDown...
SELS0215		1	S			S.I. FORM (A)	BreakDown...
SENR4794		1	S			DIAGRAM 1400 FL (A)	BreakDown...
SMBU6981		4	S			SUPPP 140015C2(A)	BreakDown...
0032143		1	S			ELBOW 1652 3-5(F)	BreakDown...
1019349		1	S			DIAGRAM F CAB (A)	BreakDown...
1311963		1	S			PANEL GP HUT43 (F)	BreakDown...
1315454		1	S			CONTROL AS. HUT78 (F)	BreakDown...

Caterpillar Confidential: **Green**

Content Owner: Commercial Processes Division

Web Master(s): [PSG Web Based Systems Support](#)

Current Date: 3/1/2021, 3:53:15 PM

© Caterpillar Inc. 2021 All Rights Reserved.

[Data Privacy Statement.](#)