

**⚠ Caution Ordering Parts from TMI Order Invoice with Engineering Breakdown**

Order Invoice with Engineering Breakdown information is provided by the orders system, once you click breakdown of a part, TMI pulls the information from the Engineering Data System (EDS).

EDS is not a manufacturing bill of material system but a engineering part in effect system. TMI uses the built date and calls EDS to pull the part in effect at that time.

Recently, TMI added an as manufactured tab. This tab provides the consist as reported from the engine factory. This data is limited but growing for new manufactured engines. To see an example enter "AT400559"

As-Manufactured tab is refreshed with correct data. The history records as well as the current data with wrong details are deleted. From 28th march 2019, TMI is maintaining only current data which possesses correct details.

To validate you are ordering a correct part, TMI encourages you to contact Morton Parts. 800-566-7782 or <https://pscrmwebforms.cat.com/GDSNquickentry.aspx>

The below option will email full breakdown of the serial number

Excel  PDF

FullBreakDown

Sales Model: C27

Invoice Number: GE 639351

Dealer: E500

S.O. Number: DZCXP00

Invoice Date: 2009-08-30

[Feature Code](#)


[Part Numbers](#)

[Ship Loose](#)


[Help](#)

## Feature Codes [Top](#)

36 results found, displaying 1 to 36



Reference Number	Eng Chg	Quantity	ASM	LESS 	Set Type	Reference Drawing	Description
<a href="#">C27DE31</a>	F	1	I			<a href="#">Drawing...</a>	C27 480/440V 60 HZ 31
<a href="#">OGNPMDN</a>	F	1	I				GENERATOR 595 FRAME PM DN
<a href="#">RPA0120</a>	F	1	I				595 FRAME GENERATOR REMOVAL 20
<a href="#">EMCP32</a>	F	1	I			<a href="#">Drawing...</a>	EMCP 3.2 CONTROL PANEL
<a href="#">EMCCPRH</a>	F	1	I			<a href="#">Drawing...</a>	CONTROL PANEL MOUNTING - RH
<a href="#">EMCLAM1</a>	F	1	I			<a href="#">Drawing...</a>	NFPA99-110/CSA282 LOCAL ANN
<a href="#">CNTCT07</a>	F	1	I				AC CONTACTOR
<a href="#">EMCELR2</a>	F	1	I				GROUND FAULT RELAY
<a href="#">COLHTR2</a>	F	1	I			<a href="#">Drawing...</a>	JACKETWATER COOLANT HEATER
<a href="#">BTC1015</a>	F	1	I			<a href="#">Drawing...</a>	BAT CGR - 10 AMP DUAL RATE UL
<a href="#">BAT2416</a>	F	1	I			<a href="#">Drawing...</a>	OVERSIZE BATTERY
<a href="#">PTSREM1</a>	F	1	I				POWER TERM STRIP RMVL-1600AMP
<a href="#">CBRH002</a>	F	1	I			<a href="#">Drawing...</a>	CIRCUIT BREAKER BCE - RH
<a href="#">CBS3P02</a>	F	1	I			<a href="#">Drawing...</a>	AUXILIARY SWITCH 700-1200 AMPS
<a href="#">CT12006</a>	F	1	I				CURRENT TRANSF., 1200:5 RATIO
<a href="#">ANNUNSL</a>	F	1	S			<a href="#">Drawing...</a>	REMOTE ANN NFPA99/CSA282 (1)
<a href="#">ENCSA16</a>	F	1	I			<a href="#">Drawing...</a>	SOUND ATTEN ENCLOSURE - BEIGE
<a href="#">FTBDW37</a>	F	1	I			<a href="#">Drawing...</a>	*MOVED*-1250GAL(4738L)
<a href="#">EXTEN01</a>	F	1	I			<a href="#">Drawing...</a>	TANK EXTENSION 01
<a href="#">EXTEN07</a>	F	1	I			<a href="#">Drawing...</a>	BASE EXTENSION 07
<a href="#">ALT2424</a>	F	1	I				45A CHARGING ALTERNATOR 24V
<a href="#">BOTCBLE</a>	F	1	I			<a href="#">Drawing...</a>	BOTTOM CABLE ENTRY CIRCUIT BKR
<a href="#">CBK0421</a>	F	1	I				1000AMP 3-POLE CIRCUIT BRKR 21
<a href="#">CERTIF2</a>	F	1	I				EPA & CARB NON-ROAD EMIS. CERT
<a href="#">EMCSD10</a>	F	1	I				SPARE DISCRETE I/O PACKAGE 10



36 results found, displaying 1 to 36



Reference Number	Eng Chg	Quantity	ASM	LESS 	Set Type	Reference Drawing	Description
<a href="#">STANDBY</a>	F	1	I				STANDBY POWER APPLICATION
<a href="#">60H0480</a>	F	1	I			<a href="#">Drawing...</a>	60HZ 480 VOLTS
<a href="#">MSEPGGN</a>	F	1	I				GENERAL EPG (NON-ENCLOSED)
<a href="#">MWCODEF</a>	F	1	I				STANDBY POWER
<a href="#">MSCEC72</a>	F	1	I				COMMERCIAL BUSINESSES
<a href="#">KW00700</a>	F	1	I				700 EKW W/FAN
<a href="#">LANENGO</a>	F	1	I				ENGLISH LANGUAGE OPTION
<a href="#">CERTSTA</a>	F	1	I				STATIONARY APPLICATION USE
<a href="#">CERTUSA</a>	F	1	I				INSIDE US EPA LOCATIONS
<a href="#">ESCNONE</a>	F	1	I				NO EXTENDED SERVICE COVERAGE
<a href="#">NONULL</a>	F	1	I				NON UL 2200 LISTED PKG GEN SET

## Part Numbers [Top](#)

136 results found, displaying 1 to 136

Reference Number	Eng Chg	Quantity	ASM	LESS 	Set Type	Description	BreakDown...	Reference Drawing	SIS Part Diagram 
GP0451	06	1	I			C27 700kW 60HZ EPA CERTIFIED P	<a href="#">BreakDown...</a>	<a href="#">Drawing...</a>	<a href="#">View Diagram</a>
C27DE31	F	1	I			C27 480/440V 60 HZ 31	<a href="#">BreakDown...</a>		<a href="#">View Diagram</a>
2652121	04	1	I			GENERAL ARRANGEMENT	<a href="#">BreakDown...</a>		<a href="#">View Diagram</a>
2671232	13	1	I			ENGINE AR-C27	<a href="#">BreakDown...</a>		<a href="#">View Diagram</a>
2057860	10	1	I			FILM GP - 17 DIGIT PIN	<a href="#">BreakDown...</a>		<a href="#">View Diagram</a>
3L0284		1	I			*****TEST - PKG GEN SET*****	<a href="#">BreakDown...</a>		<a href="#">View Diagram</a>
1497876	07	1	I			FASTNER GP-COUPPING-GENERATOR	<a href="#">BreakDown...</a>		<a href="#">View Diagram</a>
2527405	00	1	I			***** TEST - GEN ELE SYS LE *	<a href="#">BreakDown...</a>		<a href="#">View Diagram</a>
2788038	01	1	I			REGULATOR GP	<a href="#">BreakDown...</a>		<a href="#">View Diagram</a>
2506859	06	1	I			MTG GP-REGULATOR	<a href="#">BreakDown...</a>		<a href="#">View Diagram</a>
2807852	03	1	I			HARNESS AS	<a href="#">BreakDown...</a>		<a href="#">View Diagram</a>
2720705	05	1	I			ENCLOSURE GP	<a href="#">BreakDown...</a>		<a href="#">View Diagram</a>
2745789	02	1	I			PANEL GP-ELEK	<a href="#">BreakDown...</a>		<a href="#">View Diagram</a>
2745793	07	1	I			BOX GP-EXTENSION	<a href="#">BreakDown...</a>		<a href="#">View Diagram</a>
2725156	00	1	I			COVER GP	<a href="#">BreakDown...</a>		<a href="#">View Diagram</a>
2807831	06	1	I			WIRING GP	<a href="#">BreakDown...</a>		<a href="#">View Diagram</a>
2767231	04	1	I			HARNESS AS	<a href="#">BreakDown...</a>		<a href="#">View Diagram</a>
2807832	04	1	I			WIRING GP	<a href="#">BreakDown...</a>		<a href="#">View Diagram</a>
2807830	03	1	I			WIRING GP	<a href="#">BreakDown...</a>		<a href="#">View Diagram</a>
1195148	01	138	I			COOLANT-LONG LIFE-BULK-1 LITER	<a href="#">BreakDown...</a>		<a href="#">View Diagram</a>
2784930	03	1	I			DISPOSAL GP-FUME	<a href="#">BreakDown...</a>		<a href="#">View Diagram</a>
1517794	04	1	I			MOUNTING GP-ENGINE-FLEXIBLE	<a href="#">BreakDown...</a>		<a href="#">View Diagram</a>
2912856	04	1	I			FILM GP	<a href="#">BreakDown...</a>		<a href="#">View Diagram</a>
5P2506	00	1	S			LITERATURE - ENGLISH	<a href="#">BreakDown...</a>	<a href="#">Drawing...</a>	<a href="#">View Diagram</a>
2750030	00	1	I			COVER GP-PROT	<a href="#">BreakDown...</a>		<a href="#">View Diagram</a>
2750032	00	1	I			COVER GP-PROT	<a href="#">BreakDown...</a>		<a href="#">View Diagram</a>
2613322	02	1	I			SWITCH GP DISCONNECT	<a href="#">BreakDown...</a>		<a href="#">View Diagram</a>
2790735	00	1	I			BATTERY CABLES	<a href="#">BreakDown...</a>		<a href="#">View Diagram</a>
3113023	01	1	I			DRIVE GP - FAN	<a href="#">BreakDown...</a>		<a href="#">View Diagram</a>
1644543	01	1	I			VEE BELT SET	<a href="#">BreakDown...</a>		<a href="#">View Diagram</a>
3086431	02	1	I			SENSOR GP - MTG&	<a href="#">BreakDown...</a>		<a href="#">View Diagram</a>
3157777	01	1	I			SUPPORT GP - BATTERY - LE- PKG	<a href="#">BreakDown...</a>		<a href="#">View Diagram</a>
GC4709	01	1	I			595-1B 480V PM GENERATOR	<a href="#">BreakDown...</a>		<a href="#">View Diagram</a>
OGNPMDN	F	1	I			GENERATOR 595 FRAME PM DN	<a href="#">BreakDown...</a>		<a href="#">View Diagram</a>
1366607	00	1	I			GENERATOR AR-SR4B 595 FRAME PM	<a href="#">BreakDown...</a>		<a href="#">View Diagram</a>
GC4718	03	1	I			595-1B GENERATOR REMOVAL	<a href="#">BreakDown...</a>		<a href="#">View Diagram</a>
RPA0120	F	1	I			595 FRAME GENERATOR REMOVAL 20	<a href="#">BreakDown...</a>		<a href="#">View Diagram</a>
EMCP32	F	1	I			EMCP 3.2 CONTROL PANEL	<a href="#">BreakDown...</a>		<a href="#">View Diagram</a>
5N9635		1	I			EMISSIONS CERTIFIED	<a href="#">BreakDown...</a>		<a href="#">View Diagram</a>
GP0378	00	1	I			EMCP 3.2 - BASIC GENSET MONITO	<a href="#">BreakDown...</a>		<a href="#">View Diagram</a>
EMCCPRH	F	1	I			CONTROL PANEL MOUNTING - RH	<a href="#">BreakDown...</a>		<a href="#">View Diagram</a>
2787732	06	1	I			PANEL GP-INSTR	<a href="#">BreakDown...</a>		<a href="#">View Diagram</a>
2546314	06	1	I			ELEK GP	<a href="#">BreakDown...</a>		<a href="#">View Diagram</a>
CA2317	02	1	I			MOUNTING GP-CONT PANEL(RH)	<a href="#">BreakDown...</a>		<a href="#">View Diagram</a>
EMCLAM1	F	1	I			NFPA99-110/CSA282 LOCAL ANN	<a href="#">BreakDown...</a>		<a href="#">View Diagram</a>
1692106	04	1	I			MOUNTING GP. - CONTROL PANEL	<a href="#">BreakDown...</a>		<a href="#">View Diagram</a>

Reference Number	Eng Chg	Quantity	ASM	LESS 	Set Type	Description	BreakDown...	Reference Drawing	SIS Part Diagram 
2037164	04	1	I			CONNECTION GP	<a href="#">BreakDown...</a>		<a href="#">View Diagram</a>
GP0385	00	1	I			NFPA99-110/CSA282	<a href="#">BreakDown...</a>		<a href="#">View Diagram</a>
CNTCT07	F	1	I			AC CONTACTOR	<a href="#">BreakDown...</a>		<a href="#">View Diagram</a>
2804126	04	1	I			CONTROL GP	<a href="#">BreakDown...</a>		<a href="#">View Diagram</a>
GP0388	00	1	I			AC CONTACTOR	<a href="#">BreakDown...</a>		<a href="#">View Diagram</a>
EMCELR2	F	1	I			GROUND FAULT RELAY	<a href="#">BreakDown...</a>		<a href="#">View Diagram</a>
2804316	05	1	I			CONTACTOR GP	<a href="#">BreakDown...</a>		<a href="#">View Diagram</a>
GP0389	00	1	I			EARTH LEAKAGE DETECTOR	<a href="#">BreakDown...</a>		<a href="#">View Diagram</a>
COLHTR2	F	1	I			JACKETWATER COOLANT HEATER	<a href="#">BreakDown...</a>		<a href="#">View Diagram</a>
2804325	00	1	I			RELAY GP	<a href="#">BreakDown...</a>		<a href="#">View Diagram</a>
GP0476	01	1	I			HEATER GP-JACKET WATER-C27 (WI	<a href="#">BreakDown...</a>		<a href="#">View Diagram</a>
BTC1015	F	1	I			BAT CGR - 10 AMP DUAL RATE UL	<a href="#">BreakDown...</a>		<a href="#">View Diagram</a>
2958198	03	1	I			HEATER GP - JW	<a href="#">BreakDown...</a>		<a href="#">View Diagram</a>
2818465	06	1	I			CONNECTION GP	<a href="#">BreakDown...</a>		<a href="#">View Diagram</a>
GP0440	00	1	I			BATTERY CHARGER - 10 AMP	<a href="#">BreakDown...</a>		<a href="#">View Diagram</a>
BAT2416	F	1	I			OVERSIZE BATTERY	<a href="#">BreakDown...</a>		<a href="#">View Diagram</a>
1184304	01	1	I			CHARGER - BATTERY	<a href="#">BreakDown...</a>		<a href="#">View Diagram</a>
1847029	05	1	I			MTG GP - CHARGER	<a href="#">BreakDown...</a>		<a href="#">View Diagram</a>
2815568	02	1	I			CONNECTION GP-G	<a href="#">BreakDown...</a>		<a href="#">View Diagram</a>
GP1028	00	1	I			OVERSIZE BATTERY SET - 24V	<a href="#">BreakDown...</a>	<a href="#">Drawing...</a>	<a href="#">View Diagram</a>
- 2958951	00	1	I			BATTERY GP	<a href="#">BreakDown...</a>		<a href="#">View Diagram</a>
GP0923	02	1	I			ALTERNATOR	<a href="#">BreakDown...</a>		<a href="#">View Diagram</a>
PTSREM1	F	1	I			POWER TERM STRIP RMVL-1600AMP	<a href="#">BreakDown...</a>		<a href="#">View Diagram</a>
5N5692	14	1	I			ALTERNATOR - 24V - 45 AMP	<a href="#">BreakDown...</a>	<a href="#">Drawing...</a>	<a href="#">View Diagram</a>
2609522	05	1	I			WIRING GP-ALT	<a href="#">BreakDown...</a>		<a href="#">View Diagram</a>
2714224	06	1	I			GUARD GP-BELT	<a href="#">BreakDown...</a>		<a href="#">View Diagram</a>
3036241	00	1	I			MTG GP-ALT	<a href="#">BreakDown...</a>		<a href="#">View Diagram</a>
LE4127	00	1	I			REMOVAL AR-1600 AMPS PTS	<a href="#">BreakDown...</a>		<a href="#">View Diagram</a>
CBRH002	F	1	I			CIRCUIT BREAKER BCE - RH	<a href="#">BreakDown...</a>		<a href="#">View Diagram</a>
GP0401	00	1	I			FIRST CIRCUIT BREAKER RH	<a href="#">BreakDown...</a>		<a href="#">View Diagram</a>
LE6587	01	1	I			AUXILIARY SWITCH 700-1200 AMPS	<a href="#">BreakDown...</a>	<a href="#">Drawing...</a>	<a href="#">View Diagram</a>
CBS3P02	F	1	I			AUXILIARY SWITCH 700-1200 AMPS	<a href="#">BreakDown...</a>		<a href="#">View Diagram</a>
5N9698		1	I			NOTE- SINGLE BREAKER RIGHT	<a href="#">BreakDown...</a>		<a href="#">View Diagram</a>
5N9696		1	I			NOTE - BOTTOM CABLE ENTRY	<a href="#">BreakDown...</a>		<a href="#">View Diagram</a>
CT12006	F	1	I			CURRENT TRANSF., 1200:5 RATIO	<a href="#">BreakDown...</a>		<a href="#">View Diagram</a>
2704552	01	1	I			SWITCH GP	<a href="#">BreakDown...</a>		<a href="#">View Diagram</a>
GC5039	00	1	I			SPARE DISCRETE I/O PKG	<a href="#">BreakDown...</a>		<a href="#">View Diagram</a>
GP0431	00	1	I			CURRENT TRANSFORMER (1200:5)	<a href="#">BreakDown...</a>		<a href="#">View Diagram</a>
- 2814707	01	1	I			TRANSFORMER GP	<a href="#">BreakDown...</a>		<a href="#">View Diagram</a>
GC2964	01	1	I			REMOTE ANN NFPA99/CSA282 (1)	<a href="#">BreakDown...</a>	<a href="#">Drawing...</a>	<a href="#">View Diagram</a>
ANNUNSL	F	1	S			REMOTE ANN NFPA99/CSA282 (1)	<a href="#">BreakDown...</a>		<a href="#">View Diagram</a>
2804017	03	1	I			WIRING GP	<a href="#">BreakDown...</a>		<a href="#">View Diagram</a>
ENCSA16	F	1	I			SOUND ATTEN ENCLOSURE - BEIGE	<a href="#">BreakDown...</a>		<a href="#">View Diagram</a>
2527504	05	1	S			CONTROL GP	<a href="#">BreakDown...</a>		<a href="#">View Diagram</a>
GP0472	03	1	I			C27 ENCLOSURE GP-GEN SA-BEIGE	<a href="#">BreakDown...</a>	<a href="#">Drawing...</a>	<a href="#">View Diagram</a>
FTBDW37	F	1	I			*MOVED*-1250GAL(4738L)	<a href="#">BreakDown...</a>		<a href="#">View Diagram</a>
2921653	04	1	I			CLEANER GP - AIR - D	<a href="#">BreakDown...</a>		<a href="#">View Diagram</a>
2920219	03	1	I			DUCT GP-ENCL	<a href="#">BreakDown...</a>	<a href="#">Drawing...</a>	<a href="#">View Diagram</a>
2997900	00	1	I			FILM GP	<a href="#">BreakDown...</a>		<a href="#">View Diagram</a>
2984653	02	1	I			ENCLOSURE GP - GEN	<a href="#">BreakDown...</a>		<a href="#">View Diagram</a>
GP0478	04	1	I			BASE PA - 21.9 HR TANK	<a href="#">BreakDown...</a>		<a href="#">View Diagram</a>
EXTEN01	F	1	I			TANK EXTENSION 01	<a href="#">BreakDown...</a>		<a href="#">View Diagram</a>
2958187	01	1	I			TANK EXTENSION 01	<a href="#">BreakDown...</a>	<a href="#">Drawing...</a>	<a href="#">View Diagram</a>
2965037	02	1	I			LINES GP - DRAIN	<a href="#">BreakDown...</a>		<a href="#">View Diagram</a>
2921723	04	1	I			BASE GP	<a href="#">BreakDown...</a>		<a href="#">View Diagram</a>
1991238	01	1	I			WIRING GP	<a href="#">BreakDown...</a>		<a href="#">View Diagram</a>
2647219	00	1	I			FASTENER GP	<a href="#">BreakDown...</a>		<a href="#">View Diagram</a>
1714504	03	1	I			BASE GP - FUEL TANK - 1250 GAL	<a href="#">BreakDown...</a>		<a href="#">View Diagram</a>
3224066	00	1	I			LINES GP - FUEL	<a href="#">BreakDown...</a>		<a href="#">View Diagram</a>
2984647	06	1	I			RADIATOR GP-E	<a href="#">BreakDown...</a>		<a href="#">View Diagram</a>
EXTEN07	F	1	I			BASE EXTENSION 07	<a href="#">BreakDown...</a>		<a href="#">View Diagram</a>
2965020	01	1	I			EXTENSION GP - BASE	<a href="#">BreakDown...</a>	<a href="#">Drawing...</a>	<a href="#">View Diagram</a>
GP1418	00	1	I			BREAKER GP-CIRCUIT-1000AMP-UL	<a href="#">BreakDown...</a>		<a href="#">View Diagram</a>
ALT2424	F	1	I			45A CHARGING ALTERNATOR 24V	<a href="#">BreakDown...</a>		<a href="#">View Diagram</a>

Reference Number	Eng Chg	Quantity	ASM	LESS 	Set Type	Description	BreakDown...	Reference Drawing	SIS Part Diagram 
1898891	02	1	I			CABLE GP - ELEC	<a href="#">BreakDown...</a>		<a href="#">View Diagram</a>
2222331	01	1	I			WIRING GROUP	<a href="#">BreakDown...</a>		<a href="#">View Diagram</a>
2704668	00	1	I			MOUNTING GROUP-CIRCUIT BREAKER	<a href="#">BreakDown...</a>		<a href="#">View Diagram</a>
2807884	00	1	I			COVER GP	<a href="#">BreakDown...</a>		<a href="#">View Diagram</a>
3404308	00	1	I			BREAKER GP.-CIRCUIT	<a href="#">BreakDown...</a>		<a href="#">View Diagram</a>
BOTCBLE	F	1	I			BOTTOM CABLE ENTRY CIRCUIT BKR	<a href="#">BreakDown...</a>		<a href="#">View Diagram</a>
CBK0421	F	1	I			1000AMP 3-POLE CIRCUIT BRKR 21	<a href="#">BreakDown...</a>		<a href="#">View Diagram</a>
CERTIF2	F	1	I			EPA & CARB NON-ROAD EMIS. CERT	<a href="#">BreakDown...</a>		<a href="#">View Diagram</a>
EMCSD10	F	1	I			SPARE DISCRETE I/O PACKAGE 10	<a href="#">BreakDown...</a>		<a href="#">View Diagram</a>
9Y8156		1	I			STANDBY POWER APPLICATION	<a href="#">BreakDown...</a>		<a href="#">View Diagram</a>
STANDBY	F	1	I			STANDBY POWER APPLICATION	<a href="#">BreakDown...</a>		<a href="#">View Diagram</a>
5N9597		1	I			60HZ 480 VOLTS	<a href="#">BreakDown...</a>		<a href="#">View Diagram</a>
60H0480	F	1	I			60HZ 480 VOLTS	<a href="#">BreakDown...</a>		<a href="#">View Diagram</a>
MSEPGGN	F	1	I			GENERAL EPG (NON-ENCLOSED)	<a href="#">BreakDown...</a>		<a href="#">View Diagram</a>
MWCODEF	F	1	I			STANDBY POWER	<a href="#">BreakDown...</a>		<a href="#">View Diagram</a>
MSCEC72	F	1	I			COMMERCIAL BUSINESSES	<a href="#">BreakDown...</a>		<a href="#">View Diagram</a>
PP5657	00	1	I			700 EKW W/FAN	<a href="#">BreakDown...</a>		<a href="#">View Diagram</a>
KW00700	F	1	I			700 EKW W/FAN	<a href="#">BreakDown...</a>		<a href="#">View Diagram</a>
CA0866	07	1	I			ENGLISH LANGUAGE OPTION	<a href="#">BreakDown...</a>		<a href="#">View Diagram</a>
LANENGO	F	1	I			ENGLISH LANGUAGE OPTION	<a href="#">BreakDown...</a>		<a href="#">View Diagram</a>
CERTSTA	F	1	I			STATIONARY APPLICATION USE	<a href="#">BreakDown...</a>		<a href="#">View Diagram</a>
CERTUSA	F	1	I			INSIDE US EPA LOCATIONS	<a href="#">BreakDown...</a>		<a href="#">View Diagram</a>
ESCNONE	F	1	I			NO EXTENDED SERVICE COVERAGE	<a href="#">BreakDown...</a>		<a href="#">View Diagram</a>
NONULL	F	1	I			NON UL 2200 LISTED PKG GEN SET	<a href="#">BreakDown...</a>		<a href="#">View Diagram</a>
0V1065		1	I			END USE: GENERAL EPG	<a href="#">BreakDown...</a>		<a href="#">View Diagram</a>
0K7496	00	1	I			797 BKW (1068 BHP) @ 1800 RPM	<a href="#">BreakDown...</a>		<a href="#">View Diagram</a>

## Ship Loose [Top](#)

17 results found, displaying 1 to 17

Reference Number	Eng Chg	Quantity	ASM	LESS 	Set Type	Description	BreakDown...
		6	S				<a href="#">BreakDown...</a>
ESO		1	S			(PRNT ESO COPY)	<a href="#">BreakDown...</a>
PML		1	S			CHK PM FOR FILMS	<a href="#">BreakDown...</a>
6L4502		1	S			PROD MARKING SYS	<a href="#">BreakDown...</a>
2527504		1	S			ALARM GP-BASIC	<a href="#">BreakDown...</a>
REN7941		1	S			SMGP	<a href="#">BreakDown...</a>
SEBP4500		1	S			PTSBK	<a href="#">BreakDown...</a>
SEBU6042		1	S			SUPP	<a href="#">BreakDown...</a>
SEBU6251		1	S			LUBE	<a href="#">BreakDown...</a>
SEBU7050		1	S			OMM	<a href="#">BreakDown...</a>
SEBU8088		1	S			OMM	<a href="#">BreakDown...</a>
SELF5440		1	S			WARRANTY	<a href="#">BreakDown...</a>
SENR3585		1	S			SMGP	<a href="#">BreakDown...</a>
SENR4794		2	S			SMGP	<a href="#">BreakDown...</a>
SENR6565		1	S			SMGP	<a href="#">BreakDown...</a>
SERP2414		1	S			PTSCD	<a href="#">BreakDown...</a>
SERP4500		1	S			PTSCD	<a href="#">BreakDown...</a>

Caterpillar Confidential: **Green**

Content Owner: Commercial Processes Division

Web Master(s): [PSG Web Based Systems Support](#)

Current Date: 10/9/2020, 9:14:15 AM

© Caterpillar Inc. 2020 All Rights Reserved.

[Data Privacy Statement](#).