

**⚠ Caution Ordering Parts from TMI Order Invoice with Engineering Breakdown**

Order Invoice with Engineering Breakdown information is provided by the orders system, once you click breakdown of a part, TMI pulls the information from the Engineering Data System (EDS).

EDS is not a manufacturing bill of material system but a engineering part in effect system. TMI uses the built date and calls EDS to pull the part in effect at that time.

Recently, TMI added an as manufactured tab. This tab provides the consist as reported from the engine factory. This data is limited but growing for new manufactured engines. To see an example enter "AT400559"

As-Manufactured tab is refreshed with correct data. The history records as well as the current data with wrong details are deleted. From 28th march 2019, TMI is maintaining only current data which possesses correct details.

To validate you are ordering a correct part, TMI encourages you to contact Morton Parts. 800-566-7782 or <https://pscrmwebforms.cat.com/GDSNquickentry.aspx>

The below option will email full breakdown of the serial number

Excel  PDF

FullBreakDown

Sales Model: 3306 DITA Invoice Number: GE 277274 Dealer: B293 S.O. Number: JRY4100 Invoice Date: 2000-11-08

[Feature Code](#)


[Part Numbers](#)

[Ship Loose](#)


[Help](#)

**Feature Codes** [Top](#)

30 results found, displaying 1 to 30



Reference Number	Eng Chg	Quantity	ASM	LESS 	Set Type	Reference Drawing	Description
<a href="#">KW00250</a>	F	1	I				250 EKW W/FAN
<a href="#">306DE36</a>	F	1	I				3306 480 VOLT 60 HZ PGS
<a href="#">OGNPM09</a>	F	1	I			<a href="#">Drawing...</a>	GENERATOR 446 FRAME PM
<a href="#">RPA0009</a>	F	1	I				GENERATOR REMOVAL
<a href="#">GOVEL01</a>	F	1	I			<a href="#">Drawing...</a>	1724 ELECTRONIC GOVERNOR
<a href="#">ENCWP01</a>	F	1	I				WEATHER PROT ENCLOSURE-YELLOW
<a href="#">EMCENGU</a>	F	1	I				ENGLISH DISPLAY UNITS
<a href="#">EMCRH01</a>	F	1	I				RH MTG OF CONTROL PANEL
<a href="#">EMCAM07</a>	F	1	I			<a href="#">Drawing...</a>	ALARM MODULE - NFPA 110
<a href="#">EMCPLAR</a>	F	1	I				PANEL LIGHTS/AUXILIARY RELAY
<a href="#">EMCRMP1</a>	F	1	I				REM. ANNUNCIATOR PANEL-8 LIGHT
<a href="#">CLS0001</a>	F	1	I			<a href="#">Drawing...</a>	COOLANT LEVEL SENSOR
<a href="#">BTC1001</a>	F	1	I			<a href="#">Drawing...</a>	BATTERY CHARGER 10 AMP
<a href="#">ALT2409</a>	F	1	I				CHARGING ALTERNATOR 24V 35 AMP
<a href="#">SBOENC1</a>	F	1	I				END CAPS FOR STANDARD BASE
<a href="#">FTBDW17</a>	F	1	I			<a href="#">Drawing...</a>	DW FUEL TANK BS-2271L(600GAL)
<a href="#">MUFCR05</a>	F	1	I				MUFFLER W/RAIN CAP-CRIT (M41)
<a href="#">BAT2403</a>	F	1	I			<a href="#">Drawing...</a>	24 VOLT BATTERY SET - DRY
<a href="#">BTR0002</a>	F	1	I				BATTERY RACK + CABLES
<a href="#">JWH0001</a>	F	1	I			<a href="#">Drawing...</a>	JACKET WATER HEATER
<a href="#">CBK3P12</a>	F	1	I				500 AMP 3 POLE CIRCUIT BREAKER
<a href="#">CBS3P01</a>	F	1	I			<a href="#">Drawing...</a>	AUXILIARY SWITCH
<a href="#">60H0480</a>	F	1	I			<a href="#">Drawing...</a>	60HZ 480 VOLTS
<a href="#">MSEPGGN</a>	F	1	I				GENERAL EPG
<a href="#">LITENGE</a>	F	3	I				EXTRA ENGLISH LITERATURE



30 results found, displaying 1 to 30

Reference Number	Eng Chg	Quantity	ASM	LESS 	Set Type	Reference Drawing	Description
<a href="#">STANDBY</a>	F	1	I				STANDBY POWER APPLICATION
<a href="#">CBKRH01</a>	F	1	I				RH MOUNT CIRCUIT BREAKER
<a href="#">NONCERT</a>	F	1	I				NON-CERTIFIED
<a href="#">EMCPTWO</a>	F	1	I			<a href="#">Drawing...</a>	ELECTRONIC MODULAR CONTROL PNL
<a href="#">XLENGL</a>	F	1	I				EXTRA ENGLISH LITERATURE



## Part Numbers [Top](#)

127 results found, displaying 1 to 127

Reference Number	Eng Chg	Quantity	ASM	LESS 	Set Type	Description	BreakDown...	Reference Drawing	SIS Part Diagram 
PP4289	01	1	I			382 BHP 263 GEN KW WOF 60 HZ S	<a href="#">BreakDown...</a>		<a href="#">View Diagram</a>
KW00250	F	1	I			250 EKW W/FAN	<a href="#">BreakDown...</a>		<a href="#">View Diagram</a>
OP9176		1	I			0P9176 PWR PRICING PGM769-00	<a href="#">BreakDown...</a>		<a href="#">View Diagram</a>
PA6804	02	1	I			3306 480 VOLT 60 HZ PGS	<a href="#">BreakDown...</a>	<a href="#">Drawing...</a>	<a href="#">View Diagram</a>
306DE36	F	1	I			3306 480 VOLT 60 HZ PGS	<a href="#">BreakDown...</a>		<a href="#">View Diagram</a>
1482174	02	1	I			3306 ATAACGEN SET ENG - BASIC	<a href="#">BreakDown...</a>		<a href="#">View Diagram</a>
2N3322	04	1	I			SERVICE INDICATOR	<a href="#">BreakDown...</a>		<a href="#">View Diagram</a>
2W8198	09	1	I			SOLENOID SHUTOFF - ETR 24 V	<a href="#">BreakDown...</a>		<a href="#">View Diagram</a>
3L0432		1	I			TEST - PKG GEN SET (EMCP II)	<a href="#">BreakDown...</a>		<a href="#">View Diagram</a>
3N5618	04	1	I			CRANKSHAFT PULLEY	<a href="#">BreakDown...</a>		<a href="#">View Diagram</a>
3N5626	00	1	I			FAN PULLEY 1.1 RATIO	<a href="#">BreakDown...</a>		<a href="#">View Diagram</a>
3N7210	05	1	I			FAN DRIVE	<a href="#">BreakDown...</a>		<a href="#">View Diagram</a>
4P7610	03	1	I			PICK UP GP - MAGNETIC	<a href="#">BreakDown...</a>		<a href="#">View Diagram</a>
5N4851	02	1	I			VEE BELT SET	<a href="#">BreakDown...</a>		<a href="#">View Diagram</a>
5N7147	02	1	I			FAN ADAPTER	<a href="#">BreakDown...</a>	<a href="#">Drawing...</a>	<a href="#">View Diagram</a>
5N7601		1	I			NOTE-CONT.& PNL CHART 129-4053	<a href="#">BreakDown...</a>		<a href="#">View Diagram</a>
5P2506	00	1	I			LITERATURE - ENGLISH	<a href="#">BreakDown...</a>	<a href="#">Drawing...</a>	<a href="#">View Diagram</a>
5P2586	03	1	I			OIL - BULK - ONE LITER	<a href="#">BreakDown...</a>		<a href="#">View Diagram</a>
6L2927	08	1	I			DRY ELBOW	<a href="#">BreakDown...</a>	<a href="#">Drawing...</a>	<a href="#">View Diagram</a>
7C7463	02	1	I			BLOWER FAN	<a href="#">BreakDown...</a>	<a href="#">Drawing...</a>	<a href="#">View Diagram</a>
7C8298	00	1	I			LINES GP - AIR	<a href="#">BreakDown...</a>		<a href="#">View Diagram</a>
7E4268	00	1	I			CLEANER GP - AIR	<a href="#">BreakDown...</a>		<a href="#">View Diagram</a>
7N8756	02	1	I			LINES GP-AIR	<a href="#">BreakDown...</a>		<a href="#">View Diagram</a>
8N0888	10	1	I			REGULATOR GP-HSG &	<a href="#">BreakDown...</a>		<a href="#">View Diagram</a>
9L5065	07	1	I			ELECTRIC STARTING MOTOR - 24V	<a href="#">BreakDown...</a>		<a href="#">View Diagram</a>
1029976	00	1	I			MOUNTING GP - CONTACTOR	<a href="#">BreakDown...</a>		<a href="#">View Diagram</a>
1031949	02	1	I			WIRING GP	<a href="#">BreakDown...</a>		<a href="#">View Diagram</a>
1036101	04	1	I			CONTROL GP -A	<a href="#">BreakDown...</a>		<a href="#">View Diagram</a>
1044704	03	1	I			MTG GP - CONTROL PNL (EMCP II)	<a href="#">BreakDown...</a>		<a href="#">View Diagram</a>
1093319	03	1	I			INSTALLATION ARRANGEMENT	<a href="#">BreakDown...</a>		<a href="#">View Diagram</a>
1121509	02	1	I			DISPOSAL GP	<a href="#">BreakDown...</a>		<a href="#">View Diagram</a>
1279311	00	1	I			STANDARD BASE	<a href="#">BreakDown...</a>		<a href="#">View Diagram</a>
1296803	03	1	I			CONNECTION GP - ELECTRICAL	<a href="#">BreakDown...</a>		<a href="#">View Diagram</a>
1297502	01	1	I			LINES GP - DRAIN - COOLANT	<a href="#">BreakDown...</a>		<a href="#">View Diagram</a>
1297503	02	1	I			LINES GP - DRAIN	<a href="#">BreakDown...</a>		<a href="#">View Diagram</a>
1303480	02	1	I			MOUNTING GP - REGULATOR	<a href="#">BreakDown...</a>		<a href="#">View Diagram</a>
1371123	03	1	I			RADIATOR GP	<a href="#">BreakDown...</a>		<a href="#">View Diagram</a>
1380112	00	1	I			GUARD GP - LINES	<a href="#">BreakDown...</a>		<a href="#">View Diagram</a>
3L0284		1	I			TEST - PKG GEN SET	<a href="#">BreakDown...</a>		<a href="#">View Diagram</a>
CA0349	00	1	I			GENERATOR 446 FRAME PM	<a href="#">BreakDown...</a>	<a href="#">Drawing...</a>	<a href="#">View Diagram</a>
OGNPM09	F	1	I			GENERATOR 446 FRAME PM	<a href="#">BreakDown...</a>		<a href="#">View Diagram</a>
1291494	00	1	I			GENERATOR 446 FRAME PM	<a href="#">BreakDown...</a>		<a href="#">View Diagram</a>
1303649	01	1	I			REGULATOR GP - VOLTAGE	<a href="#">BreakDown...</a>		<a href="#">View Diagram</a>
CA0367	00	1	I			GENERATOR REMOVAL	<a href="#">BreakDown...</a>		<a href="#">View Diagram</a>
RPA0009	F	1	I			GENERATOR REMOVAL	<a href="#">BreakDown...</a>		<a href="#">View Diagram</a>
PA5015	02	1	I			1724 ELECTRONIC GOVERNOR	<a href="#">BreakDown...</a>		<a href="#">View Diagram</a>
GOVEL01	F	1	I			1724 ELECTRONIC GOVERNOR	<a href="#">BreakDown...</a>		<a href="#">View Diagram</a>
7E0598	00	1	I			ACTUATOR GP	<a href="#">BreakDown...</a>		<a href="#">View Diagram</a>
9Y6375	02	1	I			MOUNTING GP - ACTUATOR-1724	<a href="#">BreakDown...</a>		<a href="#">View Diagram</a>
1315455	02	1	I			CONTROL AS	<a href="#">BreakDown...</a>		<a href="#">View Diagram</a>
CA0448	02	1	I			WEATHER PROTECTIVE ENCL-YELLOW	<a href="#">BreakDown...</a>		<a href="#">View Diagram</a>
ENCWP01	F	1	I			WEATHER PROT ENCLOSURE-YELLOW	<a href="#">BreakDown...</a>		<a href="#">View Diagram</a>


Reference Number	Eng Chg	Quantity	ASM	LESS 	Set Type	Description	BreakDown...	Reference Drawing	SIS Part Diagram 
1159322	00	1	I			GUARD GP - RADIATOR	<a href="#">BreakDown...</a>		<a href="#">View Diagram</a>
1290995	04	1	I			ENCLOSURE GP	<a href="#">BreakDown...</a>		<a href="#">View Diagram</a>
1287405	01	1	I			SKIRT - RAIN	<a href="#">BreakDown...</a>		<a href="#">View Diagram</a>
EMCENGU	F	1	I			ENGLISH DISPLAY UNITS	<a href="#">BreakDown...</a>		<a href="#">View Diagram</a>
1214713	00	1	I			ENGLISH DISPLAY UNITS	<a href="#">BreakDown...</a>		<a href="#">View Diagram</a>
PL4838	04	1	I			RH MTG OF CONTROL PANEL	<a href="#">BreakDown...</a>		<a href="#">View Diagram</a>
EMCRH01	F	1	I			RH MTG OF CONTROL PANEL	<a href="#">BreakDown...</a>		<a href="#">View Diagram</a>
5N7563		1	I			NOTE- CONTROL PANEL MTG (RH)	<a href="#">BreakDown...</a>		<a href="#">View Diagram</a>
EMCAM07	F	1	I			ALARM MODULE - NFPA 110	<a href="#">BreakDown...</a>		<a href="#">View Diagram</a>
1214717	01	1	I			ALARM MODULE - NFPA 110	<a href="#">BreakDown...</a>	<a href="#">Drawing...</a>	<a href="#">View Diagram</a>
EMCPLAR	F	1	I			PANEL LIGHTS/AUXILIARY RELAY	<a href="#">BreakDown...</a>		<a href="#">View Diagram</a>
1214712	01	1	I			PANEL LIGHTS/AUXILIARY RELAY	<a href="#">BreakDown...</a>		<a href="#">View Diagram</a>
7C5296	01	1	I			REM. ANNUNCIATOR PANEL-8 LIGHT	<a href="#">BreakDown...</a>		<a href="#">View Diagram</a>
EMCRMP1	F	1	I			REM. ANNUNCIATOR PANEL-8 LIGHT	<a href="#">BreakDown...</a>		<a href="#">View Diagram</a>
CLS0001	F	1	I			COOLANT LEVEL SENSOR	<a href="#">BreakDown...</a>		<a href="#">View Diagram</a>
1113794	01	1	I			COOLANT LEVEL SENSOR	<a href="#">BreakDown...</a>		<a href="#">View Diagram</a>
CA0441	01	1	I			BATTERY CHARGER 10 AMP	<a href="#">BreakDown...</a>		<a href="#">View Diagram</a>
BTC1001	F	1	I			BATTERY CHARGER 10 AMP	<a href="#">BreakDown...</a>		<a href="#">View Diagram</a>
1146486	00	1	I			BATTERY CHARGER 10 AMP	<a href="#">BreakDown...</a>		<a href="#">View Diagram</a>
1301983	01	1	I			FASTENER GP	<a href="#">BreakDown...</a>		<a href="#">View Diagram</a>
CA0591	02	1	I			CHARGING ALTERNATOR 24V 35 AMP	<a href="#">BreakDown...</a>		<a href="#">View Diagram</a>
ALT2409	F	1	I			CHARGING ALTERNATOR 24V 35 AMP	<a href="#">BreakDown...</a>		<a href="#">View Diagram</a>
7C5024	01	1	I			MOUNTING GROUP - BREAKER	<a href="#">BreakDown...</a>		<a href="#">View Diagram</a>
7E5073	02	1	I			CHARGING ALTERNATOR 24V 35 AMP	<a href="#">BreakDown...</a>		<a href="#">View Diagram</a>
1374313	01	1	I			BELT GUARD	<a href="#">BreakDown...</a>		<a href="#">View Diagram</a>
SBOENC1	F	1	I			END CAPS FOR STANDARD BASE	<a href="#">BreakDown...</a>		<a href="#">View Diagram</a>
1288539	00	1	I			END CAPS FOR STANDARD BASE	<a href="#">BreakDown...</a>		<a href="#">View Diagram</a>
CA0269	02	1	I			FUEL TANK BASE-2271L (600 GAL)	<a href="#">BreakDown...</a>	<a href="#">Drawing...</a>	<a href="#">View Diagram</a>
FTBDW17	F	1	I			DW FUEL TANK BS-2271L(600GAL)	<a href="#">BreakDown...</a>		<a href="#">View Diagram</a>
1111315	00	1	I			LINES GP - FLEXIBLE FUEL	<a href="#">BreakDown...</a>		<a href="#">View Diagram</a>
1301074	03	1	I			BASE AS - FUEL TANK &	<a href="#">BreakDown...</a>		<a href="#">View Diagram</a>
1512588	01	1	I			INSTRUCTIONS-WIRING	<a href="#">BreakDown...</a>		<a href="#">View Diagram</a>
CA0573	01	1	I			MUFFLER W/RAIN CAP- CRIT (M41)	<a href="#">BreakDown...</a>		<a href="#">View Diagram</a>
MUFCR05	F	1	I			MUFFLER W/RAIN CAP-CRIT (M41)	<a href="#">BreakDown...</a>		<a href="#">View Diagram</a>
1141172	00	1	I			MUFFLER - CRITICAL (M41)	<a href="#">BreakDown...</a>		<a href="#">View Diagram</a>
1160427	01	1	I			MUFFLER OUTLET KIT	<a href="#">BreakDown...</a>		<a href="#">View Diagram</a>
1167041	01	1	I			MUFFLER MOUNTING KIT	<a href="#">BreakDown...</a>		<a href="#">View Diagram</a>
1299894	01	1	I			FLEXIBLE FITTING - ANSI FLANGE	<a href="#">BreakDown...</a>	<a href="#">Drawing...</a>	<a href="#">View Diagram</a>
BAT2403	F	1	I			24 VOLT BATTERY SET - DRY	<a href="#">BreakDown...</a>		<a href="#">View Diagram</a>
1605447	00	1	I			24 VOLT BATTERY SET - DRY	<a href="#">BreakDown...</a>		<a href="#">View Diagram</a>
BTR0002	F	1	I			BATTERY RACK + CABLES	<a href="#">BreakDown...</a>		<a href="#">View Diagram</a>
1285097	00	1	I			BATTERY RACK & CABLES	<a href="#">BreakDown...</a>		<a href="#">View Diagram</a>
CA0455	01	1	I			JACKET WATER HEATER	<a href="#">BreakDown...</a>		<a href="#">View Diagram</a>
JWH0001	F	1	I			JACKET WATER HEATER	<a href="#">BreakDown...</a>		<a href="#">View Diagram</a>
7E6247	03	1	I			JACKET WATER HEATER	<a href="#">BreakDown...</a>		<a href="#">View Diagram</a>
1294438	01	1	I			MOUNTING GP - JW HEATER	<a href="#">BreakDown...</a>		<a href="#">View Diagram</a>
CA0414	03	1	I			CIRCUIT BREAKER W/ST 500 AMP	<a href="#">BreakDown...</a>		<a href="#">View Diagram</a>
CBK3P12	F	1	I			500 AMP 3 POLE CIRCUIT BREAKER	<a href="#">BreakDown...</a>		<a href="#">View Diagram</a>
6I3340	00	1	I			BAR AS-NEUTRAL-800 AMP	<a href="#">BreakDown...</a>		<a href="#">View Diagram</a>
1057185	01	1	I			WIRING GP	<a href="#">BreakDown...</a>		<a href="#">View Diagram</a>
1295841	00	1	I			COVER GP-EXTENSION BOX	<a href="#">BreakDown...</a>		<a href="#">View Diagram</a>
1302572	00	1	I			BOX GP - EXTENSION	<a href="#">BreakDown...</a>		<a href="#">View Diagram</a>
1302569	00	1	I			FASTENER GP-EXT BOX	<a href="#">BreakDown...</a>		<a href="#">View Diagram</a>
5N9692		1	I			CIRCUIT BREAKER TRIP-500A	<a href="#">BreakDown...</a>		<a href="#">View Diagram</a>
1691839	00	1	I			BREAKER GP-CIRCUIT (450-600 A)	<a href="#">BreakDown...</a>		<a href="#">View Diagram</a>
1691851	00	1	I			MOUNTING GP-CIRCUIT BREAKER	<a href="#">BreakDown...</a>		<a href="#">View Diagram</a>
CBS3P01	F	1	I			AUXILIARY SWITCH	<a href="#">BreakDown...</a>		<a href="#">View Diagram</a>
1691864	00	1	I			AUXILIARY SWITCH	<a href="#">BreakDown...</a>		<a href="#">View Diagram</a>
5N9597		1	I			VOLTAGE INDICATOR 480V, 60HZ	<a href="#">BreakDown...</a>		<a href="#">View Diagram</a>
60H0480	F	1	I			60HZ 480 VOLTS	<a href="#">BreakDown...</a>		<a href="#">View Diagram</a>
0V1065		1	I			END USE: GENERAL EPG	<a href="#">BreakDown...</a>		<a href="#">View Diagram</a>
MSEPGGN	F	1	I			GENERAL EPG	<a href="#">BreakDown...</a>		<a href="#">View Diagram</a>
0P9715		3	I			EXTRA LITERATURE - ENGLISH	<a href="#">BreakDown...</a>		<a href="#">View Diagram</a>
LITENGE	F	3	I			EXTRA ENGLISH LITERATURE	<a href="#">BreakDown...</a>		<a href="#">View Diagram</a>

127 results found, displaying 1 to 127


Reference Number	Eng Chg	Quantity	ASM	LESS 	Set Type	Description	BreakDown...	Reference Drawing	SIS Part Diagram 
9Y8156		1	I			STANDBY POWER APPLICATION	<a href="#">BreakDown...</a>		<a href="#">View Diagram</a>
STANDBY	F	1	I			STANDBY POWER APPLICATION	<a href="#">BreakDown...</a>		<a href="#">View Diagram</a>
5N7595		1	I			NOTE - MOUNT CIRCUIT BKR RH	<a href="#">BreakDown...</a>		<a href="#">View Diagram</a>
CBKRH01	F	1	I			RH MOUNT CIRCUIT BREAKER	<a href="#">BreakDown...</a>		<a href="#">View Diagram</a>
PP4289	01	1	I			382 BHP 263 GEN KW WOF 60 HZ S	<a href="#">BreakDown...</a>		<a href="#">View Diagram</a>
0K0786	00	1	I			285KW @ 1800 RPM (382 BHP)	<a href="#">BreakDown...</a>		<a href="#">View Diagram</a>
5N7545		1	I			NOTE-REM STD GOV.SPRG-HI IDLE	<a href="#">BreakDown...</a>		<a href="#">View Diagram</a>
7N1295	01	1	I			SPRING-GOV	<a href="#">BreakDown...</a>		<a href="#">View Diagram</a>
NONCERT	F	1	I			NON-CERTIFIED	<a href="#">BreakDown...</a>		<a href="#">View Diagram</a>
EMCPTWO	F	1	I			ELECTRONIC MODULAR CONTROL PNL	<a href="#">BreakDown...</a>		<a href="#">View Diagram</a>
XLENGL	F	1	I			EXTRA ENGLISH LITERATURE	<a href="#">BreakDown...</a>		<a href="#">View Diagram</a>

## Ship Loose [Top](#)

47 results found, displaying 1 to 47

Reference Number	Eng Chg	Quantity	ASM	LESS 	Set Type	Description	BreakDown...
1A8063		8	S			BOLT 1646 2-3(B)	<a href="#">BreakDown...</a>
1W6802		4	S			PLUG HUT60 (B)	<a href="#">BreakDown...</a>
2G5836		1	S			CABLE AS. HUT75 (F)	<a href="#">BreakDown...</a>
2J3506		8	S			NUT 1654 5-9(B)	<a href="#">BreakDown...</a>
2V7397		1	S			CABLE HUT14 (F)	<a href="#">BreakDown...</a>
4K0367		4	S			NUT 1654 4-5(B)	<a href="#">BreakDown...</a>
4L6454		4	S			BOLT 16485-13(B)	<a href="#">BreakDown...</a>
4N6021		1	S			PRINT F CAB (A)	<a href="#">BreakDown...</a>
4W6413		1	S			FILM-3300 ENGINE MAINT.	<a href="#">BreakDown...</a>
5H8331		1	S			GASKET 1640 5-4(D)	<a href="#">BreakDown...</a>
5P1075		4	S			WASHER 1644 5-8(B)	<a href="#">BreakDown...</a>
5P8247		8	S			WASHER 1644 6-2(B)	<a href="#">BreakDown...</a>
5P8248		16	S			WASHER 1666 5-7(B)	<a href="#">BreakDown...</a>
7C5296		1	S			PANEL GP HUT38 (F)	<a href="#">BreakDown...</a>
7L5912		1	S			PRINT F CAB (A)	<a href="#">BreakDown...</a>
7N5274		1	S			COVER HUT49 (F)	<a href="#">BreakDown...</a>
7S4411		1	S			CAP AS. FL53B (F)	<a href="#">BreakDown...</a>
8C0620		3	S			PROTECTPR 16943-4 (B)	<a href="#">BreakDown...</a>
8L8413		2	S			STRAP 16603-12(F)	<a href="#">BreakDown...</a>
8N0869		1	S			COVER HUT56 (F)	<a href="#">BreakDown...</a>
8N1725		1	S			COVER HUT49 (F)	<a href="#">BreakDown...</a>
9G0003		2	S			TERMINAL COVER HUT44 (F)	<a href="#">BreakDown...</a>
9G0004		2	S			TERMINAL COVER HUT45 (F)	<a href="#">BreakDown...</a>
9G8909		1	S			COVER HUT56 (F)	<a href="#">BreakDown...</a>
9X8880		4	S			BOLT 1658 1-2(B)	<a href="#">BreakDown...</a>
9Y3750		2	S			MATT 1640 5-1(F)	<a href="#">BreakDown...</a>
REHS0753		1	S			WARR REGISTRATION 140010D2(A)	<a href="#">BreakDown...</a>
SEBP2532		4	S			PTSBK 1400 FL (A)	<a href="#">BreakDown...</a>
SEBP2534		1	S			PT BK(EMCP 11) 140015B1(A)	<a href="#">BreakDown...</a>
SEBU6042		4	S			SUPP(GEN ONLY) 140013B2(A)	<a href="#">BreakDown...</a>
SEBU6251		4	S			LUBE 140019B2(A)	<a href="#">BreakDown...</a>
SEBU6918		4	S			OMM(GEN ONLY) 140017B1(A)	<a href="#">BreakDown...</a>
SEBU6984		4	S			SUPP 140013B1(A)	<a href="#">BreakDown...</a>
SEBU6998		4	S			OMM 1400 5B1(A)	<a href="#">BreakDown...</a>
SELF5308		4	S			WARRANTY 140013C2(A)	<a href="#">BreakDown...</a>
SELS0180		1	S			S.I. (A)	<a href="#">BreakDown...</a>
SELS0206		4	S			S.I. (A)	<a href="#">BreakDown...</a>
SENR4794		1	S			DIAGRAM 1400 FL (A)	<a href="#">BreakDown...</a>
SMBU6981		1	S			SUPP 140015C2(A)	<a href="#">BreakDown...</a>
1126282		1	S			ELBOW AS FL29B (F)	<a href="#">BreakDown...</a>
1139543		1	S			GASKET 16421-15(D)	<a href="#">BreakDown...</a>
1141172		1	S			MUFFLER OVERFLOW(F)	<a href="#">BreakDown...</a>
1152421		2	S			BATTERY FL223 (H)	<a href="#">BreakDown...</a>
1167041		1	S			MTG GP FL123 (F)	<a href="#">BreakDown...</a>
1285096		1	S			SUPPORT AS. FL178 (F)	<a href="#">BreakDown...</a>

47 results found, displaying 1 to 47

Reference Number	Eng Chg	Quantity	ASM	LESS 	Set Type	Description	BreakDown...
1287405		1	S			SKIRT (RAIN CAP) HUT36 (F)	<a href="#">BreakDown...</a>
1295322		1	S			ADAPTER AS. FL75 (B)	<a href="#">BreakDown...</a>

---

Caterpillar Confidential: **Green**

Content Owner: Commercial Processes Division

Web Master(s): [PSG Web Based Systems Support](#)

Current Date: 9/22/2020, 3:38:12 PM

© Caterpillar Inc. 2020 All Rights Reserved.

[Data Privacy Statement](#).