

⚠ Caution Ordering Parts from TMI Order Invoice with Engineering Breakdown

Order Invoice with Engineering Breakdown information is provided by the orders system, once you click breakdown of a part, TMI pulls the information from the Engineering Data System (EDS).

EDS is not a manufacturing bill of material system but a engineering part in effect system. TMI uses the built date and calls EDS to pull the part in effect at that time.

Recently, TMI added an as manufactured tab. This tab provides the consist as reported from the engine factory. This data is limited but growing for new manufactured engines. To see an example enter "AT400559"

As-Manufactured tab is refreshed with correct data. The history records as well as the current data with wrong details are deleted. From 28th march 2019, TMI is maintaining only current data which possesses correct details.

To validate you are ordering a correct part, TMI encourages you to contact Morton Parts. 800-566-7782 or <https://pscrmwebforms.cat.com/GDSNquickentry.aspx>

The below option will email full breakdown of the serial number

Excel **PDF**

Sales Model: 3306 DITA **Invoice Number:** GE 263454 **Dealer:** E090 **S.O. Number:** HLP7000 **Invoice Date:** 2000-01-25

[Feature Code](#)


[Part Numbers](#)

[Ship Loose](#)

[Help](#)




Feature Codes [Top](#)



24 results found, displaying 1 to 24

Reference Number	Eng Chg	Quantity	ASM	LESS 	Set Type	Reference Drawing	Description
KW00250	F	1	I				250 EKW W/FAN
306DE42	F	1	I				3306 208 VOLT 60 HZ PGS
GOVEL01	F	1	I			Drawing...	1724 ELECTRONIC GOVERNOR
ENCWP01	F	1	I				WEATHER PROT ENCLOSURE-YELLOW
EMCENGU	F	1	I				ENGLISH DISPLAY UNITS
EMCRH01	F	1	I				RH MTG OF CONTROL PANEL
EMCAM07	F	1	I			Drawing...	ALARM MODULE - NFPA 110
EMCPLAR	F	1	I				PANEL LIGHTS/AUXILIARY RELAY
ACT0001	F	1	I				EXTENDED LIFE COOLANT
SBOENC1	F	1	I				END CAPS FOR STANDARD BASE
FTBDW13	F	1	I			Drawing...	DW FUEL TANK BS-776L(200GAL)
MUFRS09	F	1	I				MUFFLER - RESIDENTIAL (M31)
BTRCBL1	F	1	I				BATTERY CABLES
BTR0001	F	1	I			Drawing...	BATTERY RACK
BAT2405	F	1	I				24 VOLT BATTERY SET - DRY
JWH0001	F	1	I			Drawing...	JACKET WATER HEATER
CBK3P16	F	1	I				1000AMP 3 POLE CIRCUIT BREAKER
60H0208	F	1	I			Drawing...	60HZ 208 VOLTS
LITENGE	F	2	I				EXTRA ENGLISH LITERATURE
STANDBY	F	1	I				STANDBY POWER APPLICATION
CBKLNH01	F	1	I				LH MOUNT CIRCUIT BREAKER
NONCERT	F	1	I				NON-CERTIFIED
EMCPTWO	F	1	I			Drawing...	ELECTRONIC MODULAR CONTROL PNL
XLEENGL	F	1	I				EXTRA ENGLISH LITERATURE


Part Numbers [Top](#)

113 results found, displaying 1 to 113

Reference Number	Eng Chg	Quantity	ASM 	LESS 	Set Type	Description	BreakDown...	Reference Drawing	SIS Part Diagram 
PP4289	01	1	I			382 BHP 263 GEN KW WOF 60 HZ S	BreakDown...		View Diagram
KW00250	F	1	I			250 EKW W/FAN	BreakDown...		View Diagram
0P9177		1	I			0P9177 PWR PRICING PGM769-00	BreakDown...		View Diagram
PA6807	02	1	I			3306 208 VOLT 60 HZ PGS	BreakDown...	Drawing...	View Diagram
306DE42	F	1	I			3306 208 VOLT 60 HZ PGS	BreakDown...		View Diagram
1482174	02	1	I			3306 ATAACGEN SET ENG - BASIC	BreakDown...		View Diagram
2N3322	04	1	I			SERVICE INDICATOR	BreakDown...		View Diagram
2W8198	09	1	I			SOLENOID SHUTOFF - ETR 24 V	BreakDown...		View Diagram
3L0432		1	I			TEST - PKG GEN SET (EMCP II)	BreakDown...		View Diagram
3N5618	04	1	I			CRANKSHAFT PULLEY	BreakDown...		View Diagram
3N5626	00	1	I			FAN PULLEY 1.1 RATIO	BreakDown...		View Diagram
3N7210	05	1	I			FAN DRIVE	BreakDown...		View Diagram
4P7610	02	1	I			PICK UP GP - MAGNETIC	BreakDown...		View Diagram
5N4851	02	1	I			VEE BELT SET	BreakDown...		View Diagram
5N7147	02	1	I			FAN ADAPTER	BreakDown...	Drawing...	View Diagram
5N7601		1	I			NOTE-CONT.& PNL CHART 129-4053	BreakDown...		View Diagram
5P2506	00	1	I			LITERATURE GP - ENGLISH	BreakDown...	Drawing...	View Diagram
5P2586	03	1	I			OIL - BULK - ONE LITER	BreakDown...		View Diagram
6L2927	07	1	I			DRY ELBOW	BreakDown...	Drawing...	View Diagram
7C7463	02	1	I			BLOWER FAN	BreakDown...	Drawing...	View Diagram
7C8298	00	1	I			LINES GP - AIR	BreakDown...		View Diagram
7E4268	00	1	I			CLEANER GP - AIR	BreakDown...		View Diagram
7N8756	02	1	I			LINES GP-AIR	BreakDown...		View Diagram
8N0888	10	1	I			REGULATOR GP-HSG &	BreakDown...		View Diagram
9L5065	07	1	I			ELECTRIC STARTING MOTOR - 24V	BreakDown...		View Diagram
9Y3667	03	1	I			BELT TIGHTENER	BreakDown...		View Diagram
1029976	00	1	I			MOUNTING GP - CONTACTOR	BreakDown...		View Diagram
1031949	02	1	I			WIRING GP	BreakDown...		View Diagram
1036101	04	1	I			CONTROL GP -A	BreakDown...		View Diagram
1044704	03	1	I			MTG GP - CONTROL PNL (EMCP II)	BreakDown...		View Diagram
1093319	02	1	I			INSTALLATION ARRANGEMENT	BreakDown...		View Diagram
1121509	02	1	I			DISPOSAL GP	BreakDown...		View Diagram
1279311	00	1	I			STANDARD BASE	BreakDown...		View Diagram
1296803	03	1	I			CONNECTION GP - ELECTRICAL	BreakDown...		View Diagram
1297502	01	1	I			LINES GP - DRAIN - COOLANT	BreakDown...		View Diagram
1297503	02	1	I			LINES GP - DRAIN	BreakDown...		View Diagram
1303459	01	1	I			REGULATOR GP - VOLTAGE	BreakDown...		View Diagram
1303480	01	1	I			MOUNTING GP - REGULATOR	BreakDown...		View Diagram
1304718	00	1	I			GENERATOR 446 FRAME SE	BreakDown...		View Diagram
1371123	02	1	I			RADIATOR GP	BreakDown...		View Diagram
1374311	01	1	I			BELT GUARD	BreakDown...		View Diagram
1380112	00	1	I			GUARD GP - LINES	BreakDown...		View Diagram
3L0284		1	I			TEST - PKG GEN SET	BreakDown...		View Diagram
PA5015	02	1	I			1724 ELECTRONIC GOVERNOR	BreakDown...		View Diagram
GOVEL01	F	1	I			1724 ELECTRONIC GOVERNOR	BreakDown...		View Diagram
7E0598	00	1	I			ACTUATOR GP	BreakDown...		View Diagram
9Y6375	02	1	I			MOUNTING GP - ACTUATOR-1724	BreakDown...		View Diagram
1315455	02	1	I			CONTROL AS	BreakDown...		View Diagram
CA0448	02	1	I			WEATHER PROTECTIVE ENCL-YELLOW	BreakDown...		View Diagram
ENCWP01	F	1	I			WEATHER PROT ENCLOSURE-YELLOW	BreakDown...		View Diagram
1159322	00	1	I			GUARD GP - RADIATOR	BreakDown...		View Diagram
1290995	04	1	I			ENCLOSURE GP	BreakDown...		View Diagram
1287405	01	1	I			SKIRT - RAIN	BreakDown...		View Diagram
EMCENGU	F	1	I			ENGLISH DISPLAY UNITS	BreakDown...		View Diagram
1214713	00	1	I			ENGLISH DISPLAY UNITS	BreakDown...		View Diagram
PL4838	04	1	I			RH MTG OF CONTROL PANEL	BreakDown...		View Diagram
EMCRH01	F	1	I			RH MTG OF CONTROL PANEL	BreakDown...		View Diagram
5N7563		1	I			NOTE- CONTROL PANEL MTG (RH)	BreakDown...		View Diagram

Reference Number	Eng Chg	Quantity	ASM	LESS 	Set Type	Description	BreakDown...	Reference Drawing	SIS Part Diagram 
EMCAM07	F	1	I			ALARM MODULE - NFPA 110	BreakDown...		View Diagram
1214717	01	1	I			ALARM MODULE - NFPA 110	BreakDown...	Drawing...	View Diagram
EMCPLAR	F	1	I			PANEL LIGHTS/AUXILIARY RELAY	BreakDown...		View Diagram
1214712	01	1	I			PANEL LIGHTS/AUXILIARY RELAY	BreakDown...		View Diagram
CA0561	00	1	I			EXTENDED LIFE COOLANT	BreakDown...		View Diagram
ACT0001	F	1	I			EXTENDED LIFE COOLANT	BreakDown...		View Diagram
1195148	01	1	I			COOLANT-LONG LIFE-BULK-1 LITER	BreakDown...		View Diagram
SBOENC1	F	1	I			END CAPS FOR STANDARD BASE	BreakDown...		View Diagram
1288539	00	1	I			END CAPS FOR STANDARD BASE	BreakDown...		View Diagram
CA0263	02	1	I			FUEL TANK BASE-776 L (200 GAL)	BreakDown...	Drawing...	View Diagram
FTBDW13	F	1	I			DW FUEL TANK BS-776L(200GAL)	BreakDown...		View Diagram
1111315	00	1	I			LINES GP - FLEXIBLE FUEL	BreakDown...		View Diagram
1301059	02	1	I			BASE AS - FUEL TANK &	BreakDown...		View Diagram
1512588	01	1	I			INSTRUCTIONS-WIRING	BreakDown...		View Diagram
CA0481	01	1	I			MUFFLER - RESIDENTIAL (M31)	BreakDown...		View Diagram
MUFRS09	F	1	I			MUFFLER - RESIDENTIAL (M31)	BreakDown...		View Diagram
1162439	00	1	I			MUFFLER - RESIDENTIAL (M31)	BreakDown...		View Diagram
1162440	00	1	I			MUFFLER MOUNTING KIT	BreakDown...		View Diagram
1299894	00	1	I			FLEXIBLE FITTING - ANSI FLANGE	BreakDown...	Drawing...	View Diagram
7W0825	01	1	I			BATTERY CABLES	BreakDown...		View Diagram
BTRCBL1	F	1	I			BATTERY CABLES	BreakDown...		View Diagram
3N7056	00	1	I			BATTERY RACK	BreakDown...		View Diagram
BTR0001	F	1	I			BATTERY RACK	BreakDown...		View Diagram
CA0435	00	1	I			24 VOLT BATTERY SET - DRY	BreakDown...		View Diagram
BAT2405	F	1	I			24 VOLT BATTERY SET - DRY	BreakDown...		View Diagram
7L7871	08	1	I			24 VOLT BATTERY SET - DRY	BreakDown...		View Diagram
1285214	00	1	I			BATTERY RACK & CABLES	BreakDown...		View Diagram
CA0455	01	1	I			JACKET WATER HEATER	BreakDown...		View Diagram
JWH0001	F	1	I			JACKET WATER HEATER	BreakDown...		View Diagram
7E6247	03	1	I			JACKET WATER HEATER	BreakDown...		View Diagram
1294438	01	1	I			MOUNTING GP - JW HEATER	BreakDown...		View Diagram
CA0418	03	1	I			CIRCUIT BREAKER W/ST 1000 AMP	BreakDown...		View Diagram
CBK3P16	F	1	I			1000AMP 3 POLE CIRCUIT BREAKER	BreakDown...		View Diagram
1057185	00	1	I			WIRING GP	BreakDown...		View Diagram
1119708	00	1	I			BREAKER GP - CIRCUIT	BreakDown...		View Diagram
1295841	00	1	I			COVER GP-EXTENSION BOX	BreakDown...		View Diagram
1301968	02	1	I			MOUNTING GP - CIRCUIT BREAKER	BreakDown...		View Diagram
1302572	00	1	I			BOX GP - EXTENSION	BreakDown...		View Diagram
6I3339	00	1	I			BAR AS-NEUTRAL-1200 AMP	BreakDown...		View Diagram
1302569	00	1	I			FASTENER GP-EXT BOX	BreakDown...		View Diagram
5N9593		1	I			VOLTAGE INDICATOR 208V, 60HZ	BreakDown...		View Diagram
60H0208	F	1	I			60HZ 208 VOLTS	BreakDown...		View Diagram
OP9715		2	I			EXTRA LITERATURE - ENGLISH	BreakDown...		View Diagram
LITENGE	F	2	I			EXTRA ENGLISH LITERATURE	BreakDown...		View Diagram
9Y8156		1	I			STANDBY POWER APPLICATION	BreakDown...		View Diagram
STANDBY	F	1	I			STANDBY POWER APPLICATION	BreakDown...		View Diagram
5N7596		1	I			NOTE - MOUNT CIRCUIT BKR LH	BreakDown...		View Diagram
CBKLN01	F	1	I			LH MOUNT CIRCUIT BREAKER	BreakDown...		View Diagram
PP4289	01	1	I			382 BHP 263 GEN KW WOF 60 HZ S	BreakDown...		View Diagram
OK0786	00	1	I			285KW @ 1800 RPM (382 BHP)	BreakDown...		View Diagram
5N7545		1	I			NOTE-REM STD GOV.SPRG-HI IDLE	BreakDown...		View Diagram
7N1295	01	1	I			SPRING-GOV	BreakDown...		View Diagram
NONCERT	F	1	I			NON-CERTIFIED	BreakDown...		View Diagram
EMCPTWO	F	1	I			ELECTRONIC MODULAR CONTROL PNL	BreakDown...		View Diagram
XLLENGL	F	1	I			EXTRA ENGLISH LITERATURE	BreakDown...		View Diagram

Ship Loose [Top](#)

Reference Number	Eng Chg	Quantity	ASM	LESS 	Set Type	Description	BreakDown...
1W6802		4	S			PLUG HUT60 (B)	BreakDown...
3K1715		1	S			CABLE AS HUT4 (F)	BreakDown...
3N7054		1	S			SUPPORT A FL48 (F)	BreakDown...
3N7055		1	S			BOARD FL47 (F)	BreakDown...
3V6785		1	S			CABLE AS HUT13 (F)	BreakDown...
4K0367		4	S			NUT 1654 4-5(B)	BreakDown...
4N6021		1	S			PRINT F CAB (A)	BreakDown...
4W6413		1	S			FILM-3300 ENGINE MAINT.	BreakDown...
5H8331		1	S			GASKET 1640 5-4(D)	BreakDown...
5P8247		8	S			WASHER 1644 6-2(B)	BreakDown...
7L5912		1	S			PRINT F CAB (A)	BreakDown...
7N5274		1	S			COVER 16745-15(F)	BreakDown...
8N0869		1	S			COVER 16743-15(F)	BreakDown...
8N1725		1	S			COVER 16744-15(F)	BreakDown...
9G8909		1	S			COVER 16742-15(F)	BreakDown...
9X8880		4	S			BOLT 1658 1-2(B)	BreakDown...
SEBP2532		3	S			PTSBK 1400 FL (A)	BreakDown...
SEBP2534		3	S			PT BK (EMCP 11) 140015B1(A)	BreakDown...
SEBU6042		3	S			SUPP (GEN ONLY) 140013B2(A)	BreakDown...
SEBU6251		3	S			LUBE 140019B2(A)	BreakDown...
SEBU6918		3	S			OMM(GEN ONLY) 140017B1(A)	BreakDown...
SEBU6984		3	S			SUPP 140013B1(A)	BreakDown...
SEBU6998		3	S			OMM 1400 5B1(A)	BreakDown...
SELF5260		3	S			NEW WARRANTY 140013C2(A)	BreakDown...
SELS0180		1	S			S.I. (A)	BreakDown...
SELS0206		3	S			S.I. (A)	BreakDown...
SENR4794		1	S			DIAGRAM 1400 FL (A)	BreakDown...
SMBU6981		1	S			SUPP 140015C2(A)	BreakDown...
1162439		1	S			MUFFLER OVERFLOW(H)	BreakDown...
1162440		1	S			MTG GP-MUFFLER OVERFLOW(F)	BreakDown...
1287405		1	S			SKIRT (RAIN CAP) HUT36 (F)	BreakDown...
1295322		1	S			ADAPTER AS. FL75 (B)	BreakDown...

Caterpillar Confidential: **Green**

Content Owner: Commercial Processes Division

Web Master(s): [PSG Web Based Systems Support](#)

Current Date: 7/25/2020, 9:29:35 AM

© Caterpillar Inc. 2020 All Rights Reserved.

[Data Privacy Statement.](#)