

ORDER INVOICE WITH ENGINEERING BREAKDOWN [PRH08741]

MARCH 04, 2021

(PRH08741)-ENGINE (G1B03744)-GENERATOR (JSJ04543)-GENSET

For Help Desk Phone Numbers [Click here](#)

Caution Ordering Parts from TMI Order Invoice with Engineering Breakdown

Order Invoice with Engineering Breakdown information is provided by the orders system, once you click breakdown of a part, TMI pulls the information from the Engineering Data System (EDS).

EDS is not a manufacturing bill of material system but a engineering part in effect system. TMI uses the built date and calls EDS to pull the part in effect at that time.

Recently, TMI added an as manufactured tab. This tab provides the consist as reported from the engine factory. This data is limited but growing for new manufactured engines. To see an example enter "AT400559"

As-Manufactured tab is refreshed with correct data. The history records as well as the current data with wrong details are deleted. From 28th march 2019, TMI is maintaining only current data which possesses correct details.

To validate you are ordering a correct part, TMI encourages you to contact Morton Parts. 800-566-7782 or <https://pscrmwebforms.cat.com/GDSNquickentry.aspx>

The below option will email full breakdown of the serial number

Excel PDF

FullBreakDown

Sales Model: C32

Invoice Number: GE 860982

Dealer: E310

S.O. Number: TCNKK00

Invoice Date: 2020-08-21

[Feature Code](#)


[Part Numbers](#)


[Ship Loose](#)

[Help](#)


Feature Codes [Top](#)

95 results found, displaying 1 to 95

Reference Number	Eng Chg	Quantity	ASM	LESS 	Set Type	Reference Drawing	Description
C32DR70	F	1	I			Drawing...	C32 1000KW 60HZ TIER 2.
OGNAR72	F	1	I			Drawing...	1402/1B-2/3P-RW-IE 072
ACL0017	F	1	I			Drawing...	STANDARD AIR CLEANER 17
BAT2402	F	1	I			Drawing...	ENCLOSURE STD DUTY BATTERY
BTC1038	F	1	I				ENCLOSURE BATTERY CHARGER 10 A
JWH0241	F	1	I				JW HEATER - SINGLE W/PUMP 60HZ
WIRJW40	F	1	I				WIRING GP-JW HEATER 40
OPNSS01	F	1	I				STANDARD SUMP OIL PAN 01
NOEUCRT	F	1	I			Drawing...	NO EU CERTIFICATION
RADS170	F	1	I			Drawing...	LOW AIR FLOW RADIATOR
LANENGC	F	1	I				ENGLISH PANEL LANGUAGE
CPMNTY	F	1	I			Drawing...	RH CP/AUX MTG WITH RH EXT BOX
BOXGN30	F	1	I			Drawing...	GENERATOR TERMINAL BOX
AVRIVR0	F	1	I				INTEGRATED VOLTAGE REGULATOR..
MBLVW01	F	1	I			Drawing...	LOW VOLTAGE WIRING
CNTBOXM	F	1	I			Drawing...	CONTROL BOX MOUNTING
MBACC01	F	1	I			Drawing...	1400 FRAME REAR & BOTTOM COVER
EMPTYPR	F	1	I			Drawing...	RIGHT SIDE EXTENSION BOX
EXBXFLR	F	1	I			Drawing...	EXTENSION BOX FLOOR RIGHT
BOTCVRL	F	1	I			Drawing...	LOWER COVER LEFT
BOTCVRB	F	1	I			Drawing...	LOWER COVER REAR
TMCETH1	F	1	I				ETHERNET ONLY



Reference Number	Eng Chg	Quantity	ASM	LESS 	Set Type	Reference Drawing	Description
HTRCG02	F	1	I				208/220/240V JWH CTRL WIRING
SPHCT01	F	1	I				SPACE HEATER CONTROL 01
CT20006	F	1	I				CT 2000:5 RATIO
GRND007	F	1	I				GROUND GROUP 07
NGRDCNC	F	1	I				NEUTRAL GROUND CONNECTION LV
BS14MUL	F	1	I				CENTER 5000A LV MULTI BUS
BOTCR03	F	1	I			Drawing...	BOTTOM CABLE ENTRY 3
SUPCBL3	F	1	I				SUPPORT CABLE GROUP 3
CBMRNR1	F	1	I			Drawing...	R OR NS-R FRAME CB RIGHT MOUNT
PRNWIR1	F	1	I				P-R-NS FRAME 1ST CB WIRING
RCONB3R	F	1	I			Drawing...	R/NS FRAME CONN 3P BCE RIGHT
RMG1ESR	F	1	I			Drawing...	R 1600A LSIG 3P UL MO
BS1BEN1	F	1	I			Drawing...	ENCLOSURE BASE 12V 1B/ ENCL
TRCOP01	F	1	I				COUPLING GP-75 SHORE
ENCSA74	F	1	I			Drawing...	ENCL W/2000GAL INTEG FUEL TANK
ENCOYP3	F	1	I			Drawing...	ENCLOSURE COLOR - YELLOW
FXDLVR1	F	1	I			Drawing...	FIXED LOUVERS
NOACDSP	F	1	I				NO ACD - ENC COVER GROUP
COOL001	F	1	I			Drawing...	155L EXTENDED LIFE COOLANT
GRD0012	F	1	I				GUARD AND SHIELD SYSTEM 12
EMCPM42	F	1	I			Drawing...	EMCP4.2B CONTROL PNL NON RECES
EUIHN02	F	1	I				ENGINE INTERFACE HARNESS EUI 2
ANFPA01	F	1	I				LOCAL NFPA ANNUNCIATOR
ENCIS01	F	1	I				STANDARD ENCLOSURE ISOLATORS
NGENRTD	F	1	I				NO GEN TEMP MONITOR PACK REQD
NONSBFT	F	1	I			Drawing...	NO SUB BASE FUEL TANK.
SHK0022	F	1	I				SPACE HEATER 1400S FRAME
STDSTRT	F	1	I				STANDARD STARTING MOTOR
TOPCVRB	F	1	I			Drawing...	UPPER COVER REAR
TOPCVRL	F	1	I			Drawing...	UPPER COVER LEFT
ENCULL	F	1	I				UL2200 LISTED ENCLOSURE
ULLIST	F	1	I			Drawing...	UL 2200 LISTED PACKAGE GEN SET
1600AMP	F	1	I			Drawing...	1600 AMP BREAKER
EMCP42P	F	1	I			Drawing...	EMCP 4.2B CONTROL PANEL
NONAUXB	F	1	I				NO AUXILIARY BOX REAR RQD
NONAUXL	F	1	I				NO AUXILIARY BOX LEFT RQD
NONAUXR	F	1	I				NO AUXILIARY BOX RIGHT RQD
NONCBKB	F	1	I				NO CIRCUIT BREAKER - REAR RQD
NONCSA	F	1	I				NO CSA CERTIFICATION
NONIBC	F	1	I				NO SEISMIC CERTIFICATION
NOOLR00	F	1	I			Drawing...	NO OIL LEVEL REGULATOR 000
PNLFRHS	F	1	I			Drawing...	CONTROL PANEL MOUNTING - RIGHT
STANDBY	F	1	I				STANDBY POWER
60H0480	F	1	I			Drawing...	60HZ 480 VOLT (WYE)
LANENGO	F	1	I				ENGLISH INSTRUCTION LANGUAGE
TRSGEN1	F	1	I				ALTERNATOR TEST REPORT
TRSGEN7	F	1	I				PGS TEST REPORT @ 0.8 PF
CERTESE	F	1	I				EPA STATIONARY EMERGENCY
MSCEC72	F	1	I				COMMERCIAL BUSINESSES
MWCODEF	F	1	I				STANDBY POWER
MSEPGGN	F	1	I				GENERAL EPG
KW01000	F	1	I				60 HZ, 1000 EKW W/FAN
3POLE01	F	1	I				3 POLE CIRCUIT BREAKER
LOW	F	1	I				LOW
GENT125	F	1	I				125C TEMP RISE OVER 40C AMB
CBFOR01	F	1	I				R FRAME BREAKER
ESCNONE	F	1	I				STANDARD WARRANTY
INTEX01	F	1	I				INTERNALLY EXCITED (IE)
LSIG001	F	1	I				LSIG TRIP UNIT
NOCBPAR	F	1	I				NON-PARALLELING BREAKER
NOCBR01	F	1	I				NO CIRCUIT BREAKER



95 results found, displaying 1 to 95



Reference Number	Eng Chg	Quantity	ASM	LESS 	Set Type	Reference Drawing	Description
NOEACRT	F	1	I				NO EURASIAN CONFORMITY MARK
NONCBKL	F	1	I				NO CIRCUIT BREAKER - LEFT RQD
NONPCB	F	1	I				NO POWER CONN REAR
NONPCL	F	1	I				NO POWER CONN LEFT
NONPCR	F	1	I				NO POWER CONN RIGHT
NONSEBB	F	1	I				NO REAR EXTENSION BOX
NONSEBL	F	1	I				NO SIDE EXTENSION BOX LEFT RQD
NONSHDR	F	1	I				NO BOTTOM CABLE SHROUD RH REQD
NONSHTR	F	1	I				NO TOP CABLE SHROUD RIGHT REQD
NORTD01	F	1	I				NO STATOR RTDS
RANWD01	F	1	I				RANDOM WOUND
TCVNO	F	1	I				DECLINE / NOTAPPLICABLE

Part Numbers [Top](#)



212 results found, displaying 1 to 212

Reference Number	Eng Chg	Quantity	ASM	LESS 	Set Type	Description	BreakDown...	Reference Drawing	SIS Part Diagram 
C32DR70	F	1	I			C32 1000KW 60HZ TIER 2.	BreakDown...		View Diagram
OGNAR72	F	1	I			1402/1B-2/3P-RW-IE 072	BreakDown...		View Diagram
ACL0017	F	1	I			STANDARD AIR CLEANER 17	BreakDown...		View Diagram
BAT2402	F	1	I			ENCLOSURE STD DUTY BATTERY	BreakDown...		View Diagram
BTC1038	F	1	I			ENCLOSURE BATTERY CHARGER 10 A	BreakDown...		View Diagram
JWH0241	F	1	I			JW HEATER - SINGLE W/PUMP 60HZ	BreakDown...		View Diagram
WIRJW40	F	1	I			WIRING GP-JW HEATER 40	BreakDown...		View Diagram
OPNSS01	F	1	I			STANDARD SUMP OIL PAN 01	BreakDown...		View Diagram
NOEUCRT	F	1	I			NO EU CERTIFICATION	BreakDown...		View Diagram
RADS170	F	1	I			LOW AIR FLOW RADIATOR	BreakDown...		View Diagram
LANENGC	F	1	I			ENGLISH PANEL LANGUAGE	BreakDown...		View Diagram
CPMNTY	F	1	I			RH CP/AUX MTG WITH RH EXT BOX	BreakDown...		View Diagram
BOXGN30	F	1	I			GENERATOR TERMINAL BOX	BreakDown...		View Diagram
AVRIVR0	F	1	I			INTEGRATED VOLTAGE REGULATOR..	BreakDown...		View Diagram
MBLVW01	F	1	I			LOW VOLTAGE WIRING	BreakDown...		View Diagram
CNTBOXM	F	1	I			CONTROL BOX MOUNTING	BreakDown...		View Diagram
MBACC01	F	1	I			1400 FRAME REAR & BOTTOM COVER	BreakDown...		View Diagram
EMPTYPR	F	1	I			RIGHT SIDE EXTENSION BOX	BreakDown...		View Diagram
EXBXFLR	F	1	I			EXTENSION BOX FLOOR RIGHT	BreakDown...		View Diagram
BOTCVRL	F	1	I			LOWER COVER LEFT	BreakDown...		View Diagram
BOTCVRB	F	1	I			LOWER COVER REAR	BreakDown...		View Diagram
TMCETH1	F	1	I			ETHERNET ONLY	BreakDown...		View Diagram
HTRCG02	F	1	I			208/220/240V JWH CTRL WIRING	BreakDown...		View Diagram
SPHCT01	F	1	I			SPACE HEATER CONTROL 01	BreakDown...		View Diagram
CT20006	F	1	I			CT 2000:5 RATIO	BreakDown...		View Diagram
GRND007	F	1	I			GROUND GROUP 07	BreakDown...		View Diagram
NGRDCNC	F	1	I			NEUTRAL GROUND CONNECTION LV	BreakDown...		View Diagram
BS14MUL	F	1	I			CENTER 5000A LV MULTI BUS	BreakDown...		View Diagram
BOTCR03	F	1	I			BOTTOM CABLE ENTRY 3	BreakDown...		View Diagram
SUPCBL3	F	1	I			SUPPORT CABLE GROUP 3	BreakDown...		View Diagram
CBMRNR1	F	1	I			R OR NS-R FRAME CB RIGHT MOUNT	BreakDown...		View Diagram
PRNWIR1	F	1	I			P-R-NS FRAME 1ST CB WIRING	BreakDown...		View Diagram
RCONB3R	F	1	I			R/NS FRAME CONN 3P BCE RIGHT	BreakDown...		View Diagram
RMG1ESR	F	1	I			R 1600A LSIG 3P UL MO	BreakDown...		View Diagram
BS1BEN1	F	1	I			ENCLOSURE BASE 12V 1B/ ENCL	BreakDown...		View Diagram
TRCOP01	F	1	I			COUPLING GP-75 SHORE	BreakDown...		View Diagram
ENCSA74	F	1	I			ENCL W/2000GAL INTEG FUEL TANK	BreakDown...		View Diagram
ENCOYP3	F	1	I			ENCLOSURE COLOR - YELLOW	BreakDown...		View Diagram
FXDLVR1	F	1	I			FIXED LOUVERS	BreakDown...		View Diagram
NOACDSP	F	1	I			NO ACD - ENC COVER GROUP	BreakDown...		View Diagram
COOL001	F	1	I			155L EXTENDED LIFE COOLANT	BreakDown...		View Diagram

Reference Number	Eng Chg	Quantity	ASM	LESS 	Set Type	Description	BreakDown...	Reference Drawing	SIS Part Diagram 
GRD0012	F	1	I			GUARD AND SHIELD SYSTEM 12	BreakDown...		View Diagram
EMCPM42	F	1	I			EMCP4.2B CONTROL PNL NON RECES	BreakDown...		View Diagram
EUIHN02	F	1	I			ENGINE INTERFACE HARNESS EUI 2	BreakDown...		View Diagram
ANFPA01	F	1	I			LOCAL NFPA ANNUNCIATOR	BreakDown...		View Diagram
ENCIS01	F	1	I			STANDARD ENCLOSURE ISOLATORS	BreakDown...		View Diagram
NGENRTD	F	1	I			NO GEN TEMP MONITOR PACK REQD	BreakDown...		View Diagram
NONSBFT	F	1	I			NO SUB BASE FUEL TANK.	BreakDown...		View Diagram
SHK0022	F	1	I			SPACE HEATER 1400S FRAME	BreakDown...		View Diagram
STDSTRT	F	1	I			STANDARD STARTING MOTOR	BreakDown...		View Diagram
TOPCVRB	F	1	I			UPPER COVER REAR	BreakDown...		View Diagram
TOPCVRL	F	1	I			UPPER COVER LEFT	BreakDown...		View Diagram
ENCULL	F	1	I			UL2200 LISTED ENCLOSURE	BreakDown...		View Diagram
ULLIST	F	1	I			UL 2200 LISTED PACKAGE GEN SET	BreakDown...		View Diagram
1600AMP	F	1	I			1600 AMP BREAKER	BreakDown...		View Diagram
EMCP42P	F	1	I			EMCP 4.2B CONTROL PANEL	BreakDown...		View Diagram
NONAUXB	F	1	I			NO AUXILIARY BOX REAR RQD	BreakDown...		View Diagram
NONAUXL	F	1	I			NO AUXILIARY BOX LEFT RQD	BreakDown...		View Diagram
NONAUXR	F	1	I			NO AUXILIARY BOX RIGHT RQD	BreakDown...		View Diagram
NONCBKB	F	1	I			NO CIRCUIT BREAKER - REAR RQD	BreakDown...		View Diagram
NONCSA	F	1	I			NO CSA CERTIFICATION	BreakDown...		View Diagram
NONIBC	F	1	I			NO SEISMIC CERTIFICATION	BreakDown...		View Diagram
NOOLR00	F	1	I			NO OIL LEVEL REGULATOR 000	BreakDown...		View Diagram
PNLFRHS	F	1	I			CONTROL PANEL MOUNTING - RIGHT	BreakDown...		View Diagram
STANDBY	F	1	I			STANDBY POWER	BreakDown...		View Diagram
60H0480	F	1	I			60HZ 480 VOLT (WYE)	BreakDown...		View Diagram
LANENGO	F	1	I			ENGLISH INSTRUCTION LANGUAGE	BreakDown...		View Diagram
TRSGEN1	F	1	I			ALTERNATOR TEST REPORT	BreakDown...		View Diagram
TRSGEN7	F	1	I			PGS TEST REPORT @ 0.8 PF	BreakDown...		View Diagram
CERTESE	F	1	I			EPA STATIONARY EMERGENCY	BreakDown...		View Diagram
MSCEC72	F	1	I			COMMERCIAL BUSINESSES	BreakDown...		View Diagram
MWCODEF	F	1	I			STANDBY POWER	BreakDown...		View Diagram
MSEPGGN	F	1	I			GENERAL EPG	BreakDown...		View Diagram
KW01000	F	1	I			60 HZ, 1000 EKW W/FAN	BreakDown...		View Diagram
3POLE01	F	1	I			3 POLE CIRCUIT BREAKER	BreakDown...		View Diagram
LOW	F	1	I			LOW	BreakDown...		View Diagram
GENT125	F	1	I			125C TEMP RISE OVER 40C AMB	BreakDown...		View Diagram
CBF0R01	F	1	I			R FRAME BREAKER	BreakDown...		View Diagram
ESCNONE	F	1	I			STANDARD WARRANTY	BreakDown...		View Diagram
INTEX01	F	1	I			INTERNALLY EXCITED (IE)	BreakDown...		View Diagram
LSIG001	F	1	I			LSIG TRIP UNIT	BreakDown...		View Diagram
NOCBPAR	F	1	I			NON-PARALLELING BREAKER	BreakDown...		View Diagram
NOCBR01	F	1	I			NO CIRCUIT BREAKER	BreakDown...		View Diagram
NOEACRT	F	1	I			NO EURASIAN CONFORMITY MARK	BreakDown...		View Diagram
NONCBKL	F	1	I			NO CIRCUIT BREAKER - LEFT RQD	BreakDown...		View Diagram
NONPCB	F	1	I			NO POWER CONN REAR	BreakDown...		View Diagram
NONPCL	F	1	I			NO POWER CONN LEFT	BreakDown...		View Diagram
NONPCR	F	1	I			NO POWER CONN RIGHT	BreakDown...		View Diagram
NONSEBB	F	1	I			NO REAR EXTENSION BOX	BreakDown...		View Diagram
NONSEBL	F	1	I			NO SIDE EXTENSION BOX LEFT RQD	BreakDown...		View Diagram
NONSHDR	F	1	I			NO BOTTOM CABLE SHROUD RH REQD	BreakDown...		View Diagram
NONSHTR	F	1	I			NO TOP CABLE SHROUD RIGHT REQD	BreakDown...		View Diagram
NORTD01	F	1	I			NO STATOR RTDS	BreakDown...		View Diagram
RANWD01	F	1	I			RANDOM WOUND	BreakDown...		View Diagram
TCVNO	F	1	I			DECLINE / NOTAPPLICABLE	BreakDown...		View Diagram
LF3557	03	1	I			60HZ 1000KVA-T2-NO OLVR-STD OI	BreakDown...	Drawing...	View Diagram
- 5318350	00	1	I			GENERAL AR	BreakDown...		View Diagram
- 4447558	07	1	I			ENGINE AR - C32 EPG	BreakDown...		View Diagram
- 2750030	01	1	I			COVER GP-PROT	BreakDown...		View Diagram
- 2750032	01	1	I			COVER GP-PROT	BreakDown...		View Diagram
- 3085838	10	1	I			FILM GP	BreakDown...		View Diagram

Reference Number	Eng Chg	Quantity	ASM	LESS 	Set Type	Description	BreakDown...	Reference Drawing	SIS Part Diagram 
- 5335475	09	1	I			ELEK GP-A4032	BreakDown...		View Diagram
- 4218926	00	1	S			KIT-LITERATURE	BreakDown...	Drawing...	View Diagram
- 5691671	00	1	I			FILM GP-WARNING	BreakDown...		View Diagram
- 4565743	00	1	I			TESTING-GEN SET	BreakDown...		View Diagram
4630134	00	1	I			GENERATOR AR-PWR	BreakDown...	Drawing...	View Diagram
4350408	00	1	I			CLEANER GP-AIR-D	BreakDown...	Drawing...	View Diagram
LS1229	00	1	I			ENCLOSURE STD BATTERY SET	BreakDown...		View Diagram
- 4222477	00	1	I			SUPPORT GP-BTRY	BreakDown...		View Diagram
- 7L7871	10	1	I			24 VOLT BATTERY SET - DRY	BreakDown...		View Diagram
5211498	04	1	I			CONNECTION GP -G	BreakDown...		View Diagram
3992334	03	1	I			HEATER GP-JW	BreakDown...		View Diagram
LF3044	00	1	I			ICE 2XXV JWH WIRING FOR C27/C3	BreakDown...		View Diagram
- 4980007	02	1	I			WIRING GP	BreakDown...		View Diagram
- 4980009	01	1	I			FASTENER GP	BreakDown...		View Diagram
3305141	00	1	I			LINES GP-DRAIN	BreakDown...		View Diagram
2010773	02	1	I			FILM GP - INFO	BreakDown...		View Diagram
3571662	02	1	I			CERTIFICATION GP (NO DOI)	BreakDown...		View Diagram
3992338	02	1	I			RADIATOR GP	BreakDown...	Drawing...	View Diagram
4912194	05	1	I			ELEK GP-A6001	BreakDown...		View Diagram
LF2833	00	1	I			RH CNTL PANEL MTG W/ RH EXT BO	BreakDown...	Drawing...	View Diagram
- 4912427	02	1	I			MTG GP-CONT	BreakDown...		View Diagram
- 4915921	02	1	I			MTG GP-CONT	BreakDown...	Drawing...	View Diagram
LF2844	02	1	I			ICE TERMINAL BOX STD BLD	BreakDown...	Drawing...	View Diagram
- 2450087	06	1	I			MOUNTING GP-MAIN BOX	BreakDown...		View Diagram
- 4914000	05	1	I			WIRING GP	BreakDown...		View Diagram
- 4922883	02	1	I			COVER GP-ENGINE	BreakDown...		View Diagram
- 5268408	02	1	I			COVER GP	BreakDown...		View Diagram
- 5496930	01	1	I			BOX GP-BASIC	BreakDown...		View Diagram
LF9848	00	1	I			IVR-EM10A	BreakDown...		View Diagram
- 5733333	01	1	I			MOUNTING GP	BreakDown...		View Diagram
- 5600465	00	1	I			MOUNTING GP	BreakDown...		View Diagram
5653158	02	1	I			WIRING GP	BreakDown...		View Diagram
3054225	04	1	I			RAIL GP-SLIDER	BreakDown...	Drawing...	View Diagram
5426140	02	1	I			COVER GP	BreakDown...		View Diagram
LF2851	01	1	I			ICE RIGHT EXT BOX STD BLD	BreakDown...	Drawing...	View Diagram
- 4915863	05	1	I			BOX GP-EXTENSION	BreakDown...		View Diagram
- 5020546	01	1	I			MTG GP-ISOLATOR	BreakDown...		View Diagram
4915894	04	1	I			COVER GP	BreakDown...	Drawing...	View Diagram
4915899	02	1	I			COVER GP	BreakDown...	Drawing...	View Diagram
4915896	03	1	I			COVER GP	BreakDown...	Drawing...	View Diagram
4915856	03	2	I			COVER GP	BreakDown...	Drawing...	View Diagram
5124908	05	1	I			MODULE GP	BreakDown...	Drawing...	View Diagram
4948210	02	1	I			WIRING GP	BreakDown...		View Diagram
LF3239	01	1	I			SERIES WIRED SPACE HEATERS	BreakDown...		View Diagram
- 4913996	02	1	I			WIRING GP	BreakDown...		View Diagram
- 5287025	00	1	I			BUS BAR	BreakDown...		View Diagram
3752299	00	1	I			ALARM GP-BASIC	BreakDown...	Drawing...	View Diagram
4471546	00	1	I			TRANSFORMER GP-CURRENT	BreakDown...		View Diagram
4981455	01	1	I			FASTENER GP-GND	BreakDown...	Drawing...	View Diagram
3126117	03	1	I			CONNECTION GP	BreakDown...		View Diagram
4471537	03	1	I			MOUNTING GP-BUS (1400 FRAME)	BreakDown...	Drawing...	View Diagram
2527502	06	1	I			INSTRUCTIONS	BreakDown...	Drawing...	View Diagram
5263101	01	1	I			SUPPORT GP	BreakDown...		View Diagram
LF2857	01	1	I			ICE R-FRAME RH INSTALLATION ST	BreakDown...	Drawing...	View Diagram
- 4922872	03	1	I			COVER GP	BreakDown...		View Diagram
- 2527643	01	1	I			COVER GP	BreakDown...		View Diagram
- 4922816	03	1	I			PANEL GP-BREAKER	BreakDown...		View Diagram
- 4914018	01	1	I			TAG GP	BreakDown...		View Diagram
4914012	04	1	I			WIRING GP	BreakDown...		View Diagram
LF4804	00	1	I			R/NS-R FRAME CONN 3P BCE SIDE	BreakDown...	Drawing...	View Diagram

212 results found, displaying 1 to 212

Reference Number	Eng Chg	Quantity	ASM	LESS 	Set Type	Description	BreakDown...	Reference Drawing	SIS Part Diagram 
- 4922844	04	1	I			CONN GP-BUS BAR	BreakDown...		View Diagram
- 5393255	02	1	I			BAR GP-NEUTRAL	BreakDown...		View Diagram
- 4993574	03	1	I			CONNECTION GP -T	BreakDown...		View Diagram
2449865	01	1	I			BREAKER AS-1600 A LSIG	BreakDown...	Drawing...	View Diagram
LF3536	01	1	I			V12 RAIL GP-120X-144X 1B-FUW E	BreakDown...	Drawing...	View Diagram
- 3548527	04	1	I			RAIL GP-ENG SPT	BreakDown...		View Diagram
- 3492571	07	1	I			BASE GP-ENGINE	BreakDown...		View Diagram
- 3N8594	07	4	I			COVER GP-ENG/GEN LIFT EYE	BreakDown...		View Diagram
LF3348	00	1	I			1B V12 COUPLING - MTG HARDWARE	BreakDown...		View Diagram
- 3545550	04	1	I			INSTALLATION AR - POWER	BreakDown...		View Diagram
- 3L0414		1	I			SINGLE BEARING GEN ALIGN-3500	BreakDown...		View Diagram
LF3511	00	1	I			ENCLOSURE WITH LIFTING BASE-IC	BreakDown...	Drawing...	View Diagram
- 3906913	02	1	I			DUCT GP-ENCLOSURE	BreakDown...		View Diagram
- 3906935	01	1	I			LINES GP - DRAIN	BreakDown...		View Diagram
- 3906953	03	1	I			MTG GP-ISOLATOR	BreakDown...		View Diagram
- 3906968	03	1	I			EXHAUST GP	BreakDown...		View Diagram
- 3952080	01	1	I			INSULATION AS	BreakDown...		View Diagram
- 3972016	00	1	S			FASTENER GP-GND	BreakDown...		View Diagram
- 3980692	01	1	I			LINES GP - FUEL	BreakDown...		View Diagram
- 3930537	03	1	I			TANK GP - FUEL	BreakDown...		View Diagram
- 4230725	03	1	I			FILM GP	BreakDown...		View Diagram
- 4234172	02	1	I			INSULATION GP	BreakDown...		View Diagram
- 4378215	00	1	I			DUCT GP-ENCL	BreakDown...	Drawing...	View Diagram
- 4413437	01	1	I			BLOCK AS	BreakDown...		View Diagram
- 5211505	01	1	I			WIRING GP-ENGINE	BreakDown...		View Diagram
5181269	00	1	I			ENCLOSURE GP-GEN	BreakDown...	Drawing...	View Diagram
3965815	00	1	I			MOUNTING GP	BreakDown...	Drawing...	View Diagram
4309024	00	1	I			COVER GP-ENCL	BreakDown...		View Diagram
LS0332	01	1	I			LONG LIFE COOLANT	BreakDown...	Drawing...	View Diagram
- 1195148	02	155	I			COOLANT-LONG LIFE-BULK-1 LITER	BreakDown...		View Diagram
- 3690804	04	3	I			ADDITIVE-COOLANT	BreakDown...		View Diagram
LS8012	02	1	I			SHIELD GP - ENCLOSURE	BreakDown...		View Diagram
- 4677834	01	1	I			SHIELD GP-CMPNT	BreakDown...		View Diagram
- 4677825	01	1	I			SHIELD GP-CMPNT	BreakDown...		View Diagram
- 4677830	01	1	I			SHIELD GP-CMPNT	BreakDown...		View Diagram
4864557	00	1	I			HEATER GP-GEN	BreakDown...		View Diagram
LF9901	00	1	I			EMCP 4.2 CONTROL PANEL-PACKAGE	BreakDown...	Drawing...	View Diagram
- 3625402	01	1	I			TEST-GEN EMCP 4	BreakDown...		View Diagram
- 3706124	00	1	S			LITERATURE-QSG	BreakDown...		View Diagram
- 4981456	00	1	I			WIRING GP	BreakDown...		View Diagram
- 5799020	02	1	I			PANEL GP - ELEK(EMCP4.2)	BreakDown...		View Diagram
5211507	01	1	I			WIRING GP-ENGINE	BreakDown...		View Diagram
9Y8156		1	I			NOTE - STAMP FOR STANDBY POWER	BreakDown...		View Diagram
3L0028		1	I			NAMEPLATE	BreakDown...		View Diagram
5N9597		1	I			VOLTAGE INDICATOR 480V, 60HZ	BreakDown...		View Diagram
5P2506	00	1	I			LITERATURE - ENGLISH	BreakDown...	Drawing...	View Diagram
OP1530		1	I			GENERATOR TEST REPORT	BreakDown...		View Diagram
OP1793		1	I			###GEN SET TEST CHG @ 0.8 PF##	BreakDown...		View Diagram
OV1065		1	I			END USE: EPG RETAIL	BreakDown...		View Diagram
PP6050	02	1	I			1502BHP 1000 EKW WF@1800RPM-60	BreakDown...		View Diagram
- 0K8987	00	1	I			1120 BKW (1502 BHP) @ 1800 RPM	BreakDown...		View Diagram

Ship Loose [Top](#)

12 results found, displaying 1 to 12

Reference Number	Eng Chg	Quantity	ASM	LESS 	Set Type	Description	BreakDown...
3706124		1	S			LITERATURE-QSG	BreakDown...

12 results found, displaying 1 to 12

Reference Number	Eng Chg	Quantity	ASM	LESS 	Set Type	Description	BreakDown...
3972016		1	S			FASTENER GP-GND	BreakDown...
- 8T4121		2	S			WASHER-HARD	BreakDown...
- 8T4183		1	S			BOLT-HEX HEAD	BreakDown...
- 8T4191		2	S			BOLT-HEX HEAD	BreakDown...
- 8T4223		2	S			WASHER-HARD	BreakDown...
- 8T4244		1	S			NUT-HEX	BreakDown...
- 3600788		2	S			CABLE AS	BreakDown...
4218926		1	S			KIT-LITERATURE	BreakDown...
ESO		1	S			(PRNT ESO COPY)	BreakDown...
6L4502		1	S			PROD MARKING SYS	BreakDown...
- PML		1	S			CHK PM FOR FILMS	BreakDown...