

ORDER INVOICE WITH ENGINEERING BREAKDOWN [S9L02102]

MARCH 20, 2020

(S9L02102)-ENGINE (G5A03042)-GENERATOR (C9E01274)-GENSET

For Help Desk Phone Numbers [Click here](#)

Caution Ordering Parts from TMI Order Invoice with Engineering Breakdown

Order Invoice with Engineering Breakdown information is provided by the orders system, once you click breakdown of a part, TMI pulls the information from the Engineering Data System (EDS).

EDS is not a manufacturing bill of material system but a engineering part in effect system. TMI uses the built date and calls EDS to pull the part in effect at that time.

Recently, TMI added an as manufactured tab. This tab provides the consist as reported from the engine factory. This data is limited but growing for new manufactured engines. To see an example enter "AT400559"

As-Manufactured tab is refreshed with correct data. The history records as well as the current data with wrong details are deleted. From 28th march 2019, TMI is maintaining only current data which possesses correct details.

To validate you are ordering a correct part, TMI encourages you to contact Morton Parts. 800-566-7782 or <https://pscrmwebforms.cat.com/GDSNquickentry.aspx>

The below option will email full breakdown of the serial number

Excel PDF

FullBreakDown

Sales Model: C9 Invoice Number: GE 624332 Dealer: B420 S.O. Number: DNBSR00 Invoice Date: 2008-10-23

[Feature Code](#)


[Part Numbers](#)

[Ship Loose](#)

[Help](#)

Feature Codes [Top](#)

42 results found, displaying 1 to 42

Reference Number	Eng Chg	Quantity	ASM	LESS 	Set Type	Reference Drawing	Description
C09DE02	F	1	I			Drawing...	C9 480V 60 HZ PKG GEN SET 02
OGNAR24	F	1	I				GENERATOR 5024H FRAME AREP 24
RPA0281	F	1	I				5014H SE GENERATOR REMOVAL
ULLIST	F	1	I			Drawing...	UL 2200 LISTED PACKAGE GEN SET
EMCP32	F	1	I			Drawing...	EMCP 3.2 CONTROL PANEL
EMCLAM1	F	1	I			Drawing...	NFPA99-110/CSA282 LOCAL ANNUN
EMCDP02	F	1	I				DUST-PROOF CONTROL PANEL
EMCCAS2	F	1	I				COMMON ALARM/SHUTDOWN RELAY
EMCGRR2	F	1	I				GENERATOR RUNNING RELAY
RELEBT1	F	1	I				RELAY END BLOCK TERMINALS
CCM0005	F	1	I				SECONDARY COMMUNICATIONS LINK
EMCELR2	F	1	I				EARTH LEAKAGE RELAY
CBK3P74	F	1	I				400 AMP UL 3 POLE 100% CB 74
EMCRAM1	F	1	S				REM ANNUNCIATOR 99/110 (1 - 2)
COLRDF1	F	1	I				RADIATOR DUCT FLANGE
CLS0001	F	1	I			Drawing...	COOLANT LEVEL SENSOR
JWH0027	F	1	I			Drawing...	JACKET WATER HEATER 2KW-240VAC
TPSENS1	F	1	I			Drawing...	THREE PHASE SENSING - 5000 GEN
EMCOC01	F	1	I				OPTION CHASSIS 01

42 results found, displaying 1 to 42



Reference Number	Eng Chg	Quantity	ASM	LESS	Set Type	Reference Drawing	Description
EMCOC02	F	1	I				OPTION CHASSIS 02
CNTHTR1	F	1	I				CONTROL GP-HEATER 110V
TURGP01	F	1	I			Drawing...	TURRET GP - 800 AMP
SHUNT03	F	1	I				SHUNT TRIP UL BKR (24 VDC) 03
EMCCPRR	F	1	I				CONTROL PANEL MOUNTING - REAR
BAT2416	F	1	I			Drawing...	OVERSIZE BATT-1300 CCA
BTC1025	F	1	I				BATTERY CHARGER-10 AMP 25
EXHMTG1	F	1	I			Drawing...	MANIFOLD AND TURBO GUARD
NGRDCNB	F	1	I				NEUTRAL GROUNDING CONNECTION
CERTIFD	F	1	I				CERTIFIED
OVRAU13	F	1	I				ANALOG VOLTAGE REGULATOR
60H0480	F	1	I			Drawing...	60HZ 480 VOLTS
MSEPGGN	F	1	I				GENERAL EPG (NON-ENCLOSED)
LITENGE	F	2	S				EXTRA ENGLISH LIT (1 - 6)
SWP0021	F	1	I				SHRINK WRAP PROTECTION
TRSGEN7	F	1	I				PGS TEST REPORT @ 0.8 PF
MWCODEF	F	1	I				STANDBY POWER
MSCEC72	F	1	I				COMMERCIAL BUSINESSES
STANDBY	F	1	I				STANDBY POWER APPLICATION
KW00250	F	1	I				250 EKW W/FAN
LANENGO	F	1	I				ENGLISH LANGUAGE OPTION
CERTSTA	F	1	I				STATIONARY APPLICATION USE
CERTUSA	F	1	I				INSIDE US EPA LOCATIONS

Part Numbers [Top](#)



173 results found, displaying 1 to 173

Reference Number	Eng Chg	Quantity	ASM	LESS	Set Type	Description	BreakDown...	Reference Drawing	SIS Part Diagram
DK3425	13	1	I			ENGINE AR-C9 DITA PGS	BreakDown...	Drawing...	View Diagram
C09DE02	F	1	I			C9 480V 60 HZ PKG GEN SET 02	BreakDown...		View Diagram
2597971	00	1	I			GENERAL AR	BreakDown...		View Diagram
2575707	06	1	I			ENGINE AR-C9	BreakDown...		View Diagram
2533687		1	I			BASE GP	BreakDown...		View Diagram
5P2506	00	1	S			LITERATURE - ENGLISH	BreakDown...	Drawing...	View Diagram
3L0284		1	S			*****TEST - PKG GEN SET*****	BreakDown...		View Diagram
2618429		1	I			CONTROL GP	BreakDown...		View Diagram
2610001		1	I			COVER GP	BreakDown...		View Diagram
2586763		1	I			ENCLOSURE AS	BreakDown...		View Diagram
2364395		1	I			COVER GP	BreakDown...		View Diagram
2586791		1	I			MOUNTING GP	BreakDown...		View Diagram
2586782		1	I			MOUNTING GP	BreakDown...		View Diagram
2586776		1	I			MOUNTING GP	BreakDown...		View Diagram
2586773		1	I			MOUNTING GP	BreakDown...		View Diagram
2626161		1	I			CLEANER GP-AIR	BreakDown...		View Diagram
2564300		1	I			DISPOSAL GP-FUMES	BreakDown...		View Diagram
2627395		1	I			FILM GP	BreakDown...		View Diagram
2683282	00	1	I			FILM GP	BreakDown...		View Diagram
2461428		1	I			HARNESS AS	BreakDown...		View Diagram
2562079		1	I			DRAIN GP-OIL	BreakDown...		View Diagram
2449579		1	I			COVER GP	BreakDown...		View Diagram
2654944		1	I			HARNESS AS	BreakDown...		View Diagram
2659947		1	I			LINES GP-COOLANT	BreakDown...		View Diagram
2400170		1	I			BOX GP-MTG	BreakDown...		View Diagram
2398007		1	S			DIAGRAM-WIRING	BreakDown...		View Diagram
2533023		1	I			FIXING GP	BreakDown...		View Diagram
2562077		1	I			RADIATOR GP	BreakDown...		View Diagram



173 results found, displaying 1 to 173

Reference Number	Eng Chg	Quantity	ASM	LESS 	Set Type	Description	BreakDown...	Reference Drawing	SIS Part Diagram 
2057860	09	1	I			FILM GP - 17 DIGIT PIN	BreakDown...		View Diagram
1447184	02	4	I			COVER GP - PROTECTION	BreakDown...		View Diagram
2130144		2	I			COVER GP.-PROTECTIVE LIFT	BreakDown...		View Diagram
1195148	01	36	I			COOLANT-LONG LIFE-BULK-1 LITER	BreakDown...		View Diagram
2556676		1	I			MOUNTING GP	BreakDown...		View Diagram
2741988		1	I			CABLE GP	BreakDown...		View Diagram
2416078		1	I			SEALING GP	BreakDown...		View Diagram
2688667		1	I			GROMMET GP	BreakDown...		View Diagram
2615834		1	I			DIAGRAM-WIRING	BreakDown...		View Diagram
2527405	00	1	S			***** TEST - GEN ELE SYS LE *	BreakDown...		View Diagram
2629635		1	I			MOUNTING GP	BreakDown...		View Diagram
3062797	01	1	I			COUPLING GP	BreakDown...		View Diagram
2868875		1	I			HARNES GP - FIXING	BreakDown...		View Diagram
DK2470	00	1	I			GENERATOR AR-OPTIONAL	BreakDown...		View Diagram
OGNAR24	F	1	I			GENERATOR 5024H FRAME AREP 24	BreakDown...		View Diagram
2541293	00	1	I			GENERATOR AR - PWR	BreakDown...		View Diagram
DK2482	00	1	I			REMOVAL AR-GENERATOR	BreakDown...		View Diagram
RPA0281	F	1	I			5014H SE GENERATOR REMOVAL	BreakDown...		View Diagram
DK7015	00	1	I			UL LISTING	BreakDown...		View Diagram
ULLIST	F	1	I			UL 2200 LISTED PACKAGE GEN SET	BreakDown...		View Diagram
3L0043		1	I			GSC + SETPOINT INFORMATION-UL	BreakDown...		View Diagram
3L0059		1	I			INFORMATION-CONTROL PANEL (UL)	BreakDown...		View Diagram
2102630	00	1	I			INSTRUCTIONS	BreakDown...		View Diagram
3L0028		1	I			NAMEPLATE	BreakDown...		View Diagram
2002722	02	1	I			FILM GP	BreakDown...		View Diagram
DK2126	02	1	I			CONTROL PANEL EMCP 3.2	BreakDown...		View Diagram
EMCP32	F	1	I			EMCP 3.2 CONTROL PANEL	BreakDown...		View Diagram
2615132		1	I			CONTROL GP	BreakDown...		View Diagram
2657865		1	I			DIAGRAM-WIRING	BreakDown...		View Diagram
DK1608	01	1	I			ANNUNCIATOR MODULE-LOCAL	BreakDown...	Drawing...	View Diagram
EMCLAM1	F	1	I			NFPA99-110/CSA282 LOCAL ANNUN	BreakDown...		View Diagram
2586799		1	I			MOUNTING GP	BreakDown...		View Diagram
DK1614	00	1	I			DUSTPROOF ENCLOSURE (IP52)	BreakDown...		View Diagram
EMCDP02	F	1	I			DUST-PROOF CONTROL PANEL	BreakDown...		View Diagram
2617127		1	I			DOOR GP - DUSPRF	BreakDown...		View Diagram
DK1615	01	1	I			RELAY GP-COMMON ALARM/SHUTDOWN	BreakDown...		View Diagram
EMCCAS2	F	1	I			COMMON ALARM/SHUTDOWN RELAY	BreakDown...		View Diagram
2615828		1	I			CONTROL GP	BreakDown...		View Diagram
DK1616	01	1	I			RELAY GP-RUNNING	BreakDown...		View Diagram
EMCGRR2	F	1	I			GENERATOR RUNNING RELAY	BreakDown...		View Diagram
2616623		1	I			CONTROL GP	BreakDown...		View Diagram
DK9120	00	1	I			RELAY END BLOCK TERMINAL	BreakDown...		View Diagram
RELEBT1	F	1	I			RELAY END BLOCK TERMINALS	BreakDown...		View Diagram
2925967		1	I			CONTROL GP	BreakDown...		View Diagram
DK2129	00	1	I			CAN2 CONTROL GP	BreakDown...		View Diagram
CCM0005	F	1	I			SECONDARY COMMUNICATIONS LINK	BreakDown...		View Diagram
2618479		1	I			MOUNTING GP	BreakDown...		View Diagram
DK1617	00	1	I			RELAY GP-GROUND FAULT	BreakDown...		View Diagram
EMCELR2	F	1	I			EARTH LEAKAGE RELAY	BreakDown...		View Diagram
2615829		1	I			CONTROL GP	BreakDown...		View Diagram
2397137		1	I			TRANSFORMER GP	BreakDown...		View Diagram
DK2615	03	1	I			CIRCUIT BREAKER (100% UL)-400	BreakDown...		View Diagram
CBK3P74	F	1	I			400 AMP UL 3 POLE 100% CB 74	BreakDown...		View Diagram
2433538		1	I			BREAKER GP - CIRCUIT	BreakDown...		View Diagram
2698465		1	I			COVER GP BREAKER	BreakDown...		View Diagram
2435599		1	I			COVER GP - BREAKER BOOT	BreakDown...		View Diagram
2465890		1	I			CONNECTION GP	BreakDown...		View Diagram

173 results found, displaying 1 to 173

Reference Number	Eng Chg	Quantity	ASM	LESS 	Set Type	Description	BreakDown...	Reference Drawing	SIS Part Diagram 
2952373		1	I			CONNECTION GP	BreakDown...		View Diagram
2401621		1	I			CABLE GP	BreakDown...		View Diagram
2849187		1	I			TERMINAL GP	BreakDown...		View Diagram
2849215		1	I			BRACKET GP	BreakDown...		View Diagram
2600568		1	I			MOUNTING GP	BreakDown...		View Diagram
EMCRAM1	F	1	S			REM ANNUNCIATOR 99/110 (1 - 2)	BreakDown...		View Diagram
2527504	05	1	S			REM ANNUNCIATOR 99/110 (1 - 2)	BreakDown...		View Diagram
DK2094	00	1	I			RADIATOR DUCT FLANGE	BreakDown...	Drawing...	View Diagram
COLRDF1	F	1	I			RADIATOR DUCT FLANGE	BreakDown...		View Diagram
2640315		1	I			FLANGE GP	BreakDown...		View Diagram
DK2096	00	1	I			LOW COOLANT LEVEL SENSOR	BreakDown...		View Diagram
CLS0001	F	1	I			COOLANT LEVEL SENSOR	BreakDown...		View Diagram
2639343		1	I			SENSOR GP-LEVEL	BreakDown...		View Diagram
DK2595	03	1	I			JACKET WATER HEATER	BreakDown...		View Diagram
JWH0027	F	1	I			JACKET WATER HEATER 2KW-240VAC	BreakDown...		View Diagram
2580789		1	I			HEATER GP	BreakDown...		View Diagram
2829958		1	I			BREAKER GP	BreakDown...		View Diagram
3009746		1	I			CONDUIT GP	BreakDown...		View Diagram
DK0515	02	1	I			THREE PHASE SENSING	BreakDown...	Drawing...	View Diagram
TPSENS1	F	1	I			THREE PHASE SENSING - 5000 GEN	BreakDown...		View Diagram
2472702		1	I			MOUNTING GP	BreakDown...		View Diagram
2445866		1	S			DIAGRAM-WIRING	BreakDown...		View Diagram
DK7334	02	1	I			5000/7000 FRAME GENERATOR AVR	BreakDown...		View Diagram
- 3270285		1	I			REGULATOR GP - VOLTAGE	BreakDown...		View Diagram
DK1612	00	1	I			CHASSIS OPTION 1	BreakDown...		View Diagram
EMCOC01	F	1	I			OPTION CHASSIS 01	BreakDown...		View Diagram
2586778		1	I			MOUNTING GP	BreakDown...		View Diagram
DK1613	00	1	I			CHASSIS OPTION 2	BreakDown...		View Diagram
EMCOC02	F	1	I			OPTION CHASSIS 02	BreakDown...		View Diagram
2586795		1	I			MOUNTING GP	BreakDown...		View Diagram
DK2586	00	1	I			CONTROL GP-HEATERS	BreakDown...		View Diagram
CNTHTR1	F	1	I			CONTROL GP-HEATER 110V	BreakDown...		View Diagram
2617137		1	I			CONTROL GP	BreakDown...		View Diagram
DK2574	06	1	I			TURRET GROUP - 800AMP	BreakDown...	Drawing...	View Diagram
TURGP01	F	1	I			TURRET GP - 800 AMP	BreakDown...		View Diagram
2390410		1	I			TRANSFORMER GP	BreakDown...		View Diagram
2615613		1	I			HARNESS AS	BreakDown...		View Diagram
2396757		1	I			MOUNTING GP	BreakDown...		View Diagram
2662701		1	I			MOUNTING GP	BreakDown...		View Diagram
2586790		1	I			MOUNTING GP	BreakDown...		View Diagram
2401622		1	I			CABLE GP	BreakDown...		View Diagram
DK0635	03	1	I			SHUNT TRIP (24 VDC)	BreakDown...		View Diagram
SHUNT03	F	1	I			SHUNT TRIP UL BKR (24 VDC) 03	BreakDown...		View Diagram
1436856	01	1	I			SHUNT TRIP	BreakDown...		View Diagram
2378962		1	I			HARNESS AS	BreakDown...		View Diagram
DK2559	00	1	I			REAR MOUNTED POWER CENTER	BreakDown...		View Diagram
EMCCPRR	F	1	I			CONTROL PANEL MOUNTING - REAR	BreakDown...		View Diagram
2610736		1	I			MOUNTING GP	BreakDown...		View Diagram
2393812		1	I			DUCT GP-CABLE	BreakDown...		View Diagram
DK4804	00	1	I			OVERSIZE BATTERY	BreakDown...		View Diagram
BAT2416	F	1	I			OVERSIZE BATT-1300 CCA	BreakDown...		View Diagram
2631909		1	I			BATTERY GP	BreakDown...		View Diagram
2548279		1	I			SUPPORT GP-BATTERY	BreakDown...		View Diagram
DK3858	02	1	I			BATTERY CHARGER - 10 AMP UL	BreakDown...		View Diagram
BTC1025	F	1	I			BATTERY CHARGER-10 AMP 25	BreakDown...		View Diagram
1184304	01	1	I			CHARGER - BATTERY	BreakDown...		View Diagram
2679862		1	I			MTG GP-CHARGER	BreakDown...		View Diagram

173 results found, displaying 1 to 173

Reference Number	Eng Chg	Quantity	ASM	LESS 	Set Type	Description	BreakDown...	Reference Drawing	SIS Part Diagram 
2899478		1	I			HARNES AS	BreakDown...		View Diagram
2899479		1	I			HARNES AS	BreakDown...		View Diagram
DK2521	00	1	I			MANIFOLD AND TURBO GUARD	BreakDown...	Drawing...	View Diagram
EXHMTG1	F	1	I			MANIFOLD AND TURBO GUARD	BreakDown...		View Diagram
2589068		1	I			GUARD GP-EXHAUST	BreakDown...		View Diagram
NGRDCNB	F	1	I			NEUTRAL GROUNDING CONNECTION	BreakDown...		View Diagram
2533028		1	I			CONNECTION GP	BreakDown...		View Diagram
CERTIFD	F	1	I			CERTIFIED	BreakDown...		View Diagram
OVRAU13	F	1	I			ANALOG VOLTAGE REGULATOR	BreakDown...		View Diagram
5N9597		1	I			VOLTAGE INDICATOR 480V, 60HZ	BreakDown...		View Diagram
60H0480	F	1	I			60HZ 480 VOLTS	BreakDown...		View Diagram
0V1065		1	I			GENERAL EPG (NON-ENCLOSED)	BreakDown...		View Diagram
MSEPGGN	F	1	I			GENERAL EPG (NON-ENCLOSED)	BreakDown...		View Diagram
0P9715		2	S			EXTRA LITERATURE - ENGLISH	BreakDown...		View Diagram
LITENGE	F	2	S			EXTRA ENGLISH LIT (1 - 6)	BreakDown...		View Diagram
CA0974	07	1	I			SHRINK WRAP PROTECTION	BreakDown...		View Diagram
SWP0021	F	1	I			SHRINK WRAP PROTECTION	BreakDown...		View Diagram
0P1803		1	I			PGS TEST REPORT @ 0.8 PF	BreakDown...		View Diagram
TRSGEN7	F	1	I			PGS TEST REPORT @ 0.8 PF	BreakDown...		View Diagram
MWCODEF	F	1	I			STANDBY POWER	BreakDown...		View Diagram
MSCEC72	F	1	I			COMMERCIAL BUSINESSES	BreakDown...		View Diagram
9Y8156		1	I			STANDBY POWER APPLICATION	BreakDown...		View Diagram
STANDBY	F	1	I			STANDBY POWER APPLICATION	BreakDown...		View Diagram
PP5548	00	1	I			250 EKW W/FAN	BreakDown...		View Diagram
KW00250	F	1	I			250 EKW W/FAN	BreakDown...		View Diagram
0K6612	00	1	I			297 KW (398 BHP) @ 1800 RPM	BreakDown...		View Diagram
DK2116	00	1	I			ENGLISH LANGUAGE OPTION	BreakDown...		View Diagram
LANENGO	F	1	I			ENGLISH LANGUAGE OPTION	BreakDown...		View Diagram
2546314	06	1	I			ELEK GP	BreakDown...		View Diagram
CERTSTA	F	1	I			STATIONARY APPLICATION USE	BreakDown...		View Diagram
CERTUSA	F	1	I			INSIDE US EPA LOCATIONS	BreakDown...		View Diagram

Ship Loose [Top](#)

9 results found, displaying 1 to 9

Reference Number	Eng Chg	Quantity	ASM	LESS 	Set Type	Description	BreakDown...
		6	S				BreakDown...
ESO		1	S			(PRNT ESO COPY)	BreakDown...
PML		1	S			CHK PM FOR FILMS	BreakDown...
6L4502		1	S			PROD MARKING SYS	BreakDown...
2527504		1	S			ALARM GP-BASIC	BreakDown...
SEBU6251		3	S			LUBE	BreakDown...
SEBU7878		3	S			OMM	BreakDown...
SELF5419		3	S			WARRANTY	BreakDown...
SERP4321		3	S			PTSCD	BreakDown...

Caterpillar Confidential: **Green**

Content Owner: Commercial Processes Division

Web Master(s): [PSG Web Based Systems Support](#)

Current Date: 3/20/2020, 4:36:15 PM

© Caterpillar Inc. 2020 All Rights Reserved.

[Data Privacy Statement](#).

