

# ORDER INVOICE WITH ENGINEERING BREAKDOWN [2WJ05884]

**MARCH 02, 2020**

For Help Desk Phone Numbers [Click here](#)

**⚠ Caution Ordering Parts from TMI Order Invoice with Engineering Breakdown**

Order Invoice with Engineering Breakdown information is provided by the orders system, once you click breakdown of a part, TMI pulls the information from the Engineering Data System (EDS).

EDS is not a manufacturing bill of material system but a engineering part in effect system. TMI uses the built date and calls EDS to pull the part in effect at that time.

Recently, TMI added an as manufactured tab. This tab provides the consist as reported from the engine factory. This data is limited but growing for new manufactured engines. To see an example enter "AT400559"

As-Manufactured tab is refreshed with correct data. The history records as well as the current data with wrong details are deleted. From 28th march 2019, TMI is maintaining only current data which possesses correct details.

To validate you are ordering a correct part, TMI encourages you to contact Morton Parts. 800-566-7782 or <https://pscrmwebforms.cat.com/GDSNquickentry.aspx>

The below option will email full breakdown of the serial number

**Excel**  **PDF**

**Sales Model:** 3412 DITA **Invoice Number:** GE 265747 **Dealer:** B360 **S.O. Number:** HQW2100 **Invoice Date:** 2000-03-09

[Feature Code](#)

[Part Numbers](#)

[Ship Loose](#)

[Help](#)

## Feature Codes [Top](#)

32 results found, displaying 1 to 32

Reference Number	Eng Chg	Quantity	ASM	LESS	Set Type	Reference Drawing	Description
<a href="#">KW00750</a>	F	1	I			<a href="#">Drawing...</a>	750 EKW W/FAN
<a href="#">412DE09</a>	F	1	I				3412 750 EKW 60 HZ PGS-STBY
<a href="#">OVRDG03</a>	F	1	I				DIGITAL VOLTAGE REGULATOR
<a href="#">EMCPLUS</a>	F	1	I			<a href="#">Drawing...</a>	EMCP TWO PLUS
<a href="#">EMCRMP1</a>	F	1	I				REM. ANNUNCIATOR PANEL-8 LIGHT
<a href="#">FUMDIS4</a>	F	1	I			<a href="#">Drawing...</a>	FUMES DISPOSAL
<a href="#">EMCEFR1</a>	F	1	I			<a href="#">Drawing...</a>	RELAY GP
<a href="#">PFF0004</a>	F	1	I			<a href="#">Drawing...</a>	PRIMARY FUEL FILTER
<a href="#">RADE004</a>	F	1	I				RADIATOR E 0.571 DRIVE
<a href="#">SHK0004</a>	F	1	I				SPACE HEATER KIT
<a href="#">JWH0005</a>	F	1	I			<a href="#">Drawing...</a>	JACKET WATER HEATER
<a href="#">ALT2422</a>	F	1	I				CHARGING ALTERNATOR 24V 35 AMP
<a href="#">ACLRD03</a>	F	1	I			<a href="#">Drawing...</a>	AIR CLEANER - REGULAR DUTY
<a href="#">EMCPLAR</a>	F	1	I				PANEL LIGHTS/AUXILIARY RELAY
<a href="#">ACLRM02</a>	F	1	I				LIGHT DUTY AIR CLEANER REMOVAL
<a href="#">EMCENGU</a>	F	1	I				ENGLISH DISPLAY UNITS
<a href="#">BAT2401</a>	F	1	I			<a href="#">Drawing...</a>	24 VOLT BATTERY SET - DRY
<a href="#">CLS0001</a>	F	1	I			<a href="#">Drawing...</a>	COOLANT LEVEL SENSOR
<a href="#">EMCAM06</a>	F	1	I			<a href="#">Drawing...</a>	ALARM MODULE - NFPA 99

32 results found, displaying 1 to 32



Reference Number	Eng Chg	Quantity	ASM	LESS	Set Type	Reference Drawing	Description
<a href="#">EMCCIM1</a>	F	1	I				CUSTOMER INTERFACE MODULE-CIM
<a href="#">EMCRH01</a>	F	1	I				RH MTG OF CONTROL PANEL
<a href="#">VIBIS03</a>	F	1	I				VIBRATION ISOLATORS
<a href="#">LITENGE</a>	F	1	I				EXTRA ENGLISH LITERATURE
<a href="#">TRSGEN7</a>	F	1	I				PGS TEST REPORT @ 0.8 PF
<a href="#">TVATRS1</a>	F	1	I				STD G.S. TVA REPORT
<a href="#">MSEPGGN</a>	F	1	I				GENERAL EPG
<a href="#">60H0480</a>	F	1	I			<a href="#">Drawing...</a>	60HZ 480 VOLTS
<a href="#">EMCPTWO</a>	F	1	I			<a href="#">Drawing...</a>	ELECTRONIC MODULAR CONTROL PNL
<a href="#">XLLENGL</a>	F	1	I				EXTRA ENGLISH LITERATURE
<a href="#">STANDBY</a>	F	1	I				STANDBY POWER APPLICATION
<a href="#">ELECGOV</a>	F	1	I			<a href="#">Drawing...</a>	CAT ELECTRONIC GOVERNOR
<a href="#">NONCERT</a>	F	1	I				NON-CERTIFIED

## Part Numbers [Top](#)



97 results found, displaying 1 to 97

Reference Number	Eng Chg	Quantity	ASM	LESS	Set Type	Description	BreakDown...	Reference Drawing	SIS Part Diagram
PP2202	01	1	I			1109 BHP 786 GEN KW WOF 60 HZ	<a href="#">BreakDown...</a>		<a href="#">View Diagram</a>
KW00750	F	1	I			750 EKW W/FAN	<a href="#">BreakDown...</a>		<a href="#">View Diagram</a>
0P9175		1	I			0P9175 PWR PRICING PGM769-00	<a href="#">BreakDown...</a>		<a href="#">View Diagram</a>
PA5360	04	1	I			3412 750 EKW 60 HZ PGS-STBY	<a href="#">BreakDown...</a>	<a href="#">Drawing...</a>	<a href="#">View Diagram</a>
412DE09	F	1	I			3412 750 EKW 60 HZ PGS-STBY	<a href="#">BreakDown...</a>		<a href="#">View Diagram</a>
7E1091	12	1	I			3412 DISTA G.S.ENG AR-BASIC	<a href="#">BreakDown...</a>		<a href="#">View Diagram</a>
3L0432		1	I			TEST - PKG GEN SET (EMCP II)	<a href="#">BreakDown...</a>		<a href="#">View Diagram</a>
3N6668	05	1	I			FLEXIBLE FUEL LINES	<a href="#">BreakDown...</a>		<a href="#">View Diagram</a>
4N1061	14	1	I			ELECTRIC STARTING MOTOR LH 24V	<a href="#">BreakDown...</a>	<a href="#">Drawing...</a>	<a href="#">View Diagram</a>
4P7610	02	1	I			PICK UP GP - MAGNETIC	<a href="#">BreakDown...</a>		<a href="#">View Diagram</a>
5P2506	00	1	I			LITERATURE GP - ENGLISH	<a href="#">BreakDown...</a>	<a href="#">Drawing...</a>	<a href="#">View Diagram</a>
6I2026	04	1	I			CONNECTION GP	<a href="#">BreakDown...</a>		<a href="#">View Diagram</a>
7E9053	01	1	I			BELT GUARD - FAN DRIVE	<a href="#">BreakDown...</a>		<a href="#">View Diagram</a>
9Y0451	01	1	I			SR4 GENERATOR AR - POWER	<a href="#">BreakDown...</a>	<a href="#">Drawing...</a>	<a href="#">View Diagram</a>
9Y6397	05	1	I			RAILS	<a href="#">BreakDown...</a>		<a href="#">View Diagram</a>
1029942	00	1	I			MOUNTING GP - CONTACTOR	<a href="#">BreakDown...</a>		<a href="#">View Diagram</a>
1031966	05	1	I			WIRING GP	<a href="#">BreakDown...</a>		<a href="#">View Diagram</a>
1044704	03	1	I			MTG GP - CONTROL PNL (EMCP II)	<a href="#">BreakDown...</a>		<a href="#">View Diagram</a>
1081467	01	1	I			INSTALLATION ARRANGEMENT	<a href="#">BreakDown...</a>		<a href="#">View Diagram</a>
6N8878	02	1	I			FUEL PRESSURE GAUGE	<a href="#">BreakDown...</a>		<a href="#">View Diagram</a>
5N9677		1	I			NOTE-PANEL CHART 1369048	<a href="#">BreakDown...</a>		<a href="#">View Diagram</a>
OVRDG03	F	1	I			DIGITAL VOLTAGE REGULATOR	<a href="#">BreakDown...</a>		<a href="#">View Diagram</a>
1167846	04	1	I			DIGITAL VOLTAGE REGULATOR	<a href="#">BreakDown...</a>		<a href="#">View Diagram</a>
CA0597	01	1	I			ELECT. MODULAR CONT. PANEL II+	<a href="#">BreakDown...</a>	<a href="#">Drawing...</a>	<a href="#">View Diagram</a>
EMCPLUS	F	1	I			EMCP TWO PLUS	<a href="#">BreakDown...</a>		<a href="#">View Diagram</a>
1412858	01	1	I			ELECT. MODULAR CONT. PANEL II+	<a href="#">BreakDown...</a>		<a href="#">View Diagram</a>
1455219	01	1	I			CONTROL GP.	<a href="#">BreakDown...</a>		<a href="#">View Diagram</a>
7C5296	01	1	I			REM. ANNUNCIATOR PANEL-8 LIGHT	<a href="#">BreakDown...</a>		<a href="#">View Diagram</a>
EMCRMP1	F	1	I			REM. ANNUNCIATOR PANEL-8 LIGHT	<a href="#">BreakDown...</a>		<a href="#">View Diagram</a>
4P7773	03	1	I			FUMES DISPOSAL	<a href="#">BreakDown...</a>		<a href="#">View Diagram</a>
FUMDIS4	F	1	I			FUMES DISPOSAL	<a href="#">BreakDown...</a>		<a href="#">View Diagram</a>
EMCEFR1	F	1	I			RELAY GP	<a href="#">BreakDown...</a>		<a href="#">View Diagram</a>
1341157	00	1	I			ENGINE FAILURE RELAY	<a href="#">BreakDown...</a>		<a href="#">View Diagram</a>
PL1697	06	1	I			PRIMARY FUEL FILTER	<a href="#">BreakDown...</a>	<a href="#">Drawing...</a>	<a href="#">View Diagram</a>
PFF0004	F	1	I			PRIMARY FUEL FILTER	<a href="#">BreakDown...</a>		<a href="#">View Diagram</a>
6N3212	04	1	I			MOUNTING GP-FUEL FILTER	<a href="#">BreakDown...</a>		<a href="#">View Diagram</a>
8H7204	09	1	I			PRIMARY FUEL FILTER	<a href="#">BreakDown...</a>	<a href="#">Drawing...</a>	<a href="#">View Diagram</a>
PA5610	03	1	I			RADIATOR E 0.571 DRIVE	<a href="#">BreakDown...</a>	<a href="#">Drawing...</a>	<a href="#">View Diagram</a>

97 results found, displaying 1 to 97


Reference Number	Eng Chg	Quantity	ASM	LESS 	Set Type	Description	BreakDown...	Reference Drawing	SIS Part Diagram 
RADE004	F	1	I			RADIATOR E 0.571 DRIVE	<a href="#">BreakDown...</a>		<a href="#">View Diagram</a>
6N4371	02	1	I			BLOWER FAN	<a href="#">BreakDown...</a>	<a href="#">Drawing...</a>	<a href="#">View Diagram</a>
6N4874	03	1	I			UPPER RADIATOR CONNECTIONS	<a href="#">BreakDown...</a>		<a href="#">View Diagram</a>
7E4257	02	1	I			RADIATOR REF E	<a href="#">BreakDown...</a>		<a href="#">View Diagram</a>
7E4259	00	1	I			LOWER RADIATOR CONNECTIONS	<a href="#">BreakDown...</a>		<a href="#">View Diagram</a>
7N8849	02	1	I			FAN DRIVE 0.571 RATIO	<a href="#">BreakDown...</a>	<a href="#">Drawing...</a>	<a href="#">View Diagram</a>
4P1788	01	1	I			SPACE HEATER KIT	<a href="#">BreakDown...</a>		<a href="#">View Diagram</a>
SHK0004	F	1	I			SPACE HEATER KIT	<a href="#">BreakDown...</a>		<a href="#">View Diagram</a>
PA5399	01	1	I			JACKET WATER HEATER	<a href="#">BreakDown...</a>	<a href="#">Drawing...</a>	<a href="#">View Diagram</a>
JWH0005	F	1	I			JACKET WATER HEATER	<a href="#">BreakDown...</a>		<a href="#">View Diagram</a>
7E4244	01	1	I			MOUNTING GP - JW HEATER	<a href="#">BreakDown...</a>		<a href="#">View Diagram</a>
7E6248	06	1	I			HEATER GP - JACKET WATER	<a href="#">BreakDown...</a>		<a href="#">View Diagram</a>
PA5344	02	1	I			CHARGING ALTERNATOR 24V 35 AMP	<a href="#">BreakDown...</a>		<a href="#">View Diagram</a>
ALT2422	F	1	I			CHARGING ALTERNATOR 24V 35 AMP	<a href="#">BreakDown...</a>		<a href="#">View Diagram</a>
4P4063	01	1	I			MOUNTING GP - ALTERNATOR	<a href="#">BreakDown...</a>		<a href="#">View Diagram</a>
6T1395	06	1	I			ALTERNATOR GP-CHARGING	<a href="#">BreakDown...</a>		<a href="#">View Diagram</a>
7E9054	03	1	I			BELT GUARD - ALTERNATOR PULLEY	<a href="#">BreakDown...</a>		<a href="#">View Diagram</a>
1037286	01	1	I			MOUNTING GP - BREAKER	<a href="#">BreakDown...</a>		<a href="#">View Diagram</a>
7E4246	01	1	I			AIR CLEANER - REGULAR DUTY	<a href="#">BreakDown...</a>		<a href="#">View Diagram</a>
ACLRD03	F	1	I			AIR CLEANER - REGULAR DUTY	<a href="#">BreakDown...</a>		<a href="#">View Diagram</a>
EMCPLAR	F	1	I			PANEL LIGHTS/AUXILIARY RELAY	<a href="#">BreakDown...</a>		<a href="#">View Diagram</a>
1214712	01	1	I			PANEL LIGHTS/AUXILIARY RELAY	<a href="#">BreakDown...</a>		<a href="#">View Diagram</a>
PA6012	01	1	I			LIGHT DUTY AIR CLEANER REMOVAL	<a href="#">BreakDown...</a>		<a href="#">View Diagram</a>
ACLRM02	F	1	I			LIGHT DUTY AIR CLEANER REMOVAL	<a href="#">BreakDown...</a>		<a href="#">View Diagram</a>
EMCENGU	F	1	I			ENGLISH DISPLAY UNITS	<a href="#">BreakDown...</a>		<a href="#">View Diagram</a>
1214713	00	1	I			ENGLISH DISPLAY UNITS	<a href="#">BreakDown...</a>		<a href="#">View Diagram</a>
7L7872	08	1	I			24 VOLT BATTERY SET - DRY	<a href="#">BreakDown...</a>	<a href="#">Drawing...</a>	<a href="#">View Diagram</a>
BAT2401	F	1	I			24 VOLT BATTERY SET - DRY	<a href="#">BreakDown...</a>		<a href="#">View Diagram</a>
CLS0001	F	1	I			COOLANT LEVEL SENSOR	<a href="#">BreakDown...</a>		<a href="#">View Diagram</a>
1113794	00	1	I			COOLANT LEVEL SENSOR	<a href="#">BreakDown...</a>		<a href="#">View Diagram</a>
EMCAM06	F	1	I			ALARM MODULE - NFPA 99	<a href="#">BreakDown...</a>		<a href="#">View Diagram</a>
1214716	01	1	I			ALARM MODULE - NFPA 99	<a href="#">BreakDown...</a>	<a href="#">Drawing...</a>	<a href="#">View Diagram</a>
9Y6496	02	1	I			CUSTOMER INTERFACE MODULE-CIM	<a href="#">BreakDown...</a>		<a href="#">View Diagram</a>
EMCCIM1	F	1	I			CUSTOMER INTERFACE MODULE-CIM	<a href="#">BreakDown...</a>		<a href="#">View Diagram</a>
PL4838	04	1	I			RH MTG OF CONTROL PANEL	<a href="#">BreakDown...</a>		<a href="#">View Diagram</a>
EMCRH01	F	1	I			RH MTG OF CONTROL PANEL	<a href="#">BreakDown...</a>		<a href="#">View Diagram</a>
5N7563		1	I			NOTE- CONTROL PANEL MTG (RH)	<a href="#">BreakDown...</a>		<a href="#">View Diagram</a>
PA5396	01	1	I			VIBRATION ISOLATORS	<a href="#">BreakDown...</a>		<a href="#">View Diagram</a>
VIBIS03	F	1	I			VIBRATION ISOLATORS	<a href="#">BreakDown...</a>		<a href="#">View Diagram</a>
8N9562	01	1	I			VIBRATION ISOLATORS	<a href="#">BreakDown...</a>		<a href="#">View Diagram</a>
8N9955	00	1	I			MOUNTING AS - RADIATOR	<a href="#">BreakDown...</a>		<a href="#">View Diagram</a>
0P9715		1	I			EXTRA LITERATURE - ENGLISH	<a href="#">BreakDown...</a>		<a href="#">View Diagram</a>
LITENGE	F	1	I			EXTRA ENGLISH LITERATURE	<a href="#">BreakDown...</a>		<a href="#">View Diagram</a>
0P1803		1	I			GEN SET TEST CHG AT 0.8 PF	<a href="#">BreakDown...</a>		<a href="#">View Diagram</a>
TRSGEN7	F	1	I			PGS TEST REPORT @ 0.8 PF	<a href="#">BreakDown...</a>		<a href="#">View Diagram</a>
0P9799		1	I			STANDARD GEN SET TVA REPORT	<a href="#">BreakDown...</a>		<a href="#">View Diagram</a>
TVATRS1	F	1	I			STD G.S. TVA REPORT	<a href="#">BreakDown...</a>		<a href="#">View Diagram</a>
0V1065		1	I			END USE: GENERAL EPG	<a href="#">BreakDown...</a>		<a href="#">View Diagram</a>
MSEPGGN	F	1	I			GENERAL EPG	<a href="#">BreakDown...</a>		<a href="#">View Diagram</a>
5N9597		1	I			VOLTAGE INDICATOR 480V, 60HZ	<a href="#">BreakDown...</a>		<a href="#">View Diagram</a>
60H0480	F	1	I			60HZ 480 VOLTS	<a href="#">BreakDown...</a>		<a href="#">View Diagram</a>
PP2202	01	1	I			1109 BHP 786 GEN KW WOF 60 HZ	<a href="#">BreakDown...</a>		<a href="#">View Diagram</a>
2T5775	00	1	I			827 KW @ 1800 RPM (1109 BHP)	<a href="#">BreakDown...</a>		<a href="#">View Diagram</a>
1196667	00	1	I			CONTROL GP - B	<a href="#">BreakDown...</a>		<a href="#">View Diagram</a>
EMCPTWO	F	1	I			ELECTRONIC MODULAR CONTROL PNL	<a href="#">BreakDown...</a>		<a href="#">View Diagram</a>
XLLENGL	F	1	I			EXTRA ENGLISH LITERATURE	<a href="#">BreakDown...</a>		<a href="#">View Diagram</a>
STANDBY	F	1	I			STANDBY POWER APPLICATION	<a href="#">BreakDown...</a>		<a href="#">View Diagram</a>

97 results found, displaying 1 to 97


Reference Number	Eng Chg	Quantity	ASM	LESS 	Set Type	Description	BreakDown...	Reference Drawing	SIS Part Diagram 
ELECGOV	F	1	I			CAT ELECTRONIC GOVERNOR	<a href="#">BreakDown...</a>		<a href="#">View Diagram</a>
NONCERT	F	1	I			NON-CERTIFIED	<a href="#">BreakDown...</a>		<a href="#">View Diagram</a>

## Ship Loose [Top](#)

66 results found, displaying 1 to 66

Reference Number	Eng Chg	Quantity	ASM	LESS 	Set Type	Description	BreakDown...
		1	S			PRINT OF 8N9562 F.CAB(A)	<a href="#">BreakDown...</a>
0L0695		4	S			WASHER 16963-12(B)	<a href="#">BreakDown...</a>
2L3331		2	S			CONNECTOR 1704 5-6(B)	<a href="#">BreakDown...</a>
2V7397		1	S			CABLE HUT14 (F)	<a href="#">BreakDown...</a>
3B6552		2	S			ELBOW(2N3322) 16502-13(F)	<a href="#">BreakDown...</a>
3N6667		2	S			HOSE HUT89 (F)	<a href="#">BreakDown...</a>
4D3704		8	S			WASHER 16443-12(B)	<a href="#">BreakDown...</a>
4J8536		2	S			CLAMP 1658 2-1(F)	<a href="#">BreakDown...</a>
4L6454		5	S			BOLT 16485-13(B)	<a href="#">BreakDown...</a>
4L6459		2	S			BOLT 1642 3-9(B)	<a href="#">BreakDown...</a>
4N8011		2	S			SPACER 1698 5-8(F)	<a href="#">BreakDown...</a>
4S6466		2	S			SUPPORT 1636 2-3(F)	<a href="#">BreakDown...</a>
5L3233		2	S			FITTING(2N3322) 1650 3-4(B)	<a href="#">BreakDown...</a>
5M6214		2	S			PLUG 1650 6-9(B)	<a href="#">BreakDown...</a>
5N9368		2	S			COVER AS(1W8636 GP)FL133 (F)	<a href="#">BreakDown...</a>
5N9369		2	S			HSG AS. (1W8636 GP)FL125 (F)	<a href="#">BreakDown...</a>
5P3860		6	S			CLAMP HUT1 (F)	<a href="#">BreakDown...</a>
5P7197		4	S			WASHER 1666 3-6(B)	<a href="#">BreakDown...</a>
6B0933		2	S			SPACER 16606-14(B)	<a href="#">BreakDown...</a>
6L4714		2	S			PANEL (1W8636) FL124 (F)	<a href="#">BreakDown...</a>
6V2687		2	S			SCREW 1654 6-3(B)	<a href="#">BreakDown...</a>
6V4611		1	S			FILM-WARNING	<a href="#">BreakDown...</a>
6V8801		14	S			NUT 16546-14(B)	<a href="#">BreakDown...</a>
7C5296		1	S			PANEL GP HUT38 (F)	<a href="#">BreakDown...</a>
7E4247		1	S			BRACKET AS FL132 (F)	<a href="#">BreakDown...</a>
7E4248		1	S			BRACE HUT66 (F)	<a href="#">BreakDown...</a>
7E4249		2	S			BRACE HUT66 (F)	<a href="#">BreakDown...</a>
7E4250		2	S			BRACE HUT102 (F)	<a href="#">BreakDown...</a>
7E4251		1	S			BRACE HUT66 (F)	<a href="#">BreakDown...</a>
7E4253		1	S			BRACKET AS FL134 (F)	<a href="#">BreakDown...</a>
7L6479		16	S			PLUG (1W8636) 16541-12(F)	<a href="#">BreakDown...</a>
7L7160		2	S			HOSE HUT79 (F)	<a href="#">BreakDown...</a>
7S0687		2	S			INDICATOR (2N3322) 1664 3-4(F)	<a href="#">BreakDown...</a>
7X0288		4	S			BOLT 1658 1-5(B)	<a href="#">BreakDown...</a>
8B8679		2	S			SPACER 1638 3-9(B)	<a href="#">BreakDown...</a>
8L8413		2	S			STRAP-CABLE 16603-12(F)	<a href="#">BreakDown...</a>
8N8063		2	S			TUBE HUT69 (F)	<a href="#">BreakDown...</a>
8N8093		2	S			HOSE HUT23 (F)	<a href="#">BreakDown...</a>
8N9955		2	S			MOUNT ASSEMBLY FL148 (F)	<a href="#">BreakDown...</a>
8N9970		4	S			MOUNT AS. FL145 (F)	<a href="#">BreakDown...</a>
8T2502		4	S			BOLT 1664 1-9(B)	<a href="#">BreakDown...</a>
8T4896		34	S			WASHER 16661-14(B)	<a href="#">BreakDown...</a>
8T7008		2	S			BOLT 1666 1-9(B)	<a href="#">BreakDown...</a>
8T9393		8	S			BOLT 16661-12(B)	<a href="#">BreakDown...</a>
9B7237		3	S			BOLT 1646 5-8(B)	<a href="#">BreakDown...</a>
9G0003		2	S			TERMINAL COVER 16605-14(B)	<a href="#">BreakDown...</a>
9G0004		2	S			TERMINAL COVER 1704 2-3(B)	<a href="#">BreakDown...</a>
9X0203		1	S			CONTROL GP HUT46 (I)	<a href="#">BreakDown...</a>

66 results found, displaying 1 to 66

Reference Number	Eng Chg	Quantity	ASM	LESS 	Set Type	Description	BreakDown...
9X9730		2	S			BATTERY FL235 (H)	<a href="#">BreakDown...</a>
9Y6497		1	S			BOARD HUT52 (F)	<a href="#">BreakDown...</a>
SEBP2268		2	S			PT BK 1400 FL (A)	<a href="#">BreakDown...</a>
SEBP2534		2	S			PT BK(EMCP 11) 140015B1(A)	<a href="#">BreakDown...</a>
SEBP2678		2	S			PT BK(ECM 11) 1400 8E2(A)	<a href="#">BreakDown...</a>
SEBU6042		2	S			SUPP (GEN ONLY) 140013B2(A)	<a href="#">BreakDown...</a>
SEBU6251		2	S			NEW LUBE 140019B2(A)	<a href="#">BreakDown...</a>
SEBU6767		2	S			OMM 1400 7C2(A)	<a href="#">BreakDown...</a>
SEBU6918		3	S			OMM (GEN ONLY) 140017B1(A)	<a href="#">BreakDown...</a>
SEBU6984		2	S			SUPP 140013B1(A)	<a href="#">BreakDown...</a>
SEHS9213		2	S			S. I. 140019D3(A)	<a href="#">BreakDown...</a>
SEHS9866		2	S			S.I. 140021D1(A)	<a href="#">BreakDown...</a>
SEHS9970		2	S			S.I. 140021D2(A)	<a href="#">BreakDown...</a>
SELF5260		2	S			WARRANTY 140013C2(A)	<a href="#">BreakDown...</a>
SENR4794		1	S			DIAGRAM 1400 FL (A)	<a href="#">BreakDown...</a>
SENR4797		1	S			DIAGRAM 140012D3(A)	<a href="#">BreakDown...</a>
SMBU6981		2	S			SUPP 140015C2(A)	<a href="#">BreakDown...</a>
0032143		1	S			ELBOW 1652 3-5(F)	<a href="#">BreakDown...</a>

---

Caterpillar Confidential: **Green**

Content Owner: Commercial Processes Division

Web Master(s): [PSG Web Based Systems Support](#)

Current Date: 3/2/2020, 2:03:52 PM

© Caterpillar Inc. 2020 All Rights Reserved.

[Data Privacy Statement.](#)