

ORDER INVOICE WITH ENGINEERING BREAKDOWN [EBG00110]

JANUARY 24, 2020

(EBG00110)-ENGINE (G4W00101)-GENERATOR (SBG00161)-GENSET

For Help Desk Phone Numbers [Click here](#)

⚠ Caution Ordering Parts from TMI Order Invoice with Engineering Breakdown

Order Invoice with Engineering Breakdown information is provided by the orders system, once you click breakdown of a part, TMI pulls the information from the Engineering Data System (EDS).

EDS is not a manufacturing bill of material system but a engineering part in effect system. TMI uses the built date and calls EDS to pull the part in effect at that time.

Recently, TMI added an as manufactured tab. This tab provides the consist as reported from the engine factory. This data is limited but growing for new manufactured engines.To see an example enter "AT400559"

As-Manufactured tab is refreshed with correct data. The history records as well as the current data with wrong details are deleted. From 28th march 2019, TMI is maintaining only current data which possesses correct details.

To validate you are ordering a correct part, TMI encourages you to contact Morton Parts. 800-566-7782 or <https://pscrmwebforms.cat.com/GDSNquickentry.aspx>

The below option will email full breakdown of the serial number

Excel **PDF**

Sales Model: 3512C **Invoice Number:**GE 570354 **Dealer:** H190 **S.O. Number:** CBFXG00 **Invoice Date:** 2006-07-24


[Feature Code](#)

[Part Numbers](#)

[Help](#)

Feature Codes [Top](#)

38 results found, displaying 1 to 38

Reference Number	Eng Chg	Quantity	ASM	LESS		Set Type	Reference Drawing	Description
512DE6C	F	1	I				Drawing...	3512C, 60HZ, 1800RPM PGS 6C
OGNPMK8	F	1	I				Drawing...	GEN 824 FRAME PM 1 BRG K8
RPA0310	F	1	I					697/1B FRAME GEN REML RPA0310
ULLIST	F	1	I				Drawing...	UL 2200 LISTED PACKAGE GEN SET
FWS0004	F	1	S				Drawing...	WATER SEPARATOR
VIBRM07	F	1	S					VIBRATION ISOLATORS REMOVAL 07
NGRDCNN	F	1	I					GROUNDING CONNECTION RH-LH
BTC1005	F	1	S				Drawing...	BATTERY CHARGER 10 AMP 05
ELSM246	F	1	I				Drawing...	HD ELEC STRTNG MOTOR DUAL 24V
JWHWP12	F	1	I					JACKET WATER HTR W/PUMP 240V 1
ALT2491	F	1	I				Drawing...	CHARGING ALTERNATOR 45 AMP 91
EMCP33B	F	1	I					EMCP 3.3 CONTROL PANEL - B
UIPBRHS	F	1	I				Drawing...	CONTROL PANEL MOUNTING - RH
CUSTCNL	F	1	I				Drawing...	CUSTOMER CONNECTION MTG - LH
AUXPNLB	F	1	I					AUXILIARY PLATE MOUNTING -REAR
ANNCUS1	F	1	I					1ST CUSTOM LOCAL ANNUNCIATOR
ANNUNSL	F	1	S				Drawing...	REMOTE ANN NFPA99/CSA282 (1-3)
LPCMONS	F	1	S					LOCAL PC MONITORING
PANLGTS	F	1	I					PANEL LIGHTS

38 results found, displaying 1 to 38



Reference Number	Eng Chg	Quantity	ASM	LESS	Set Type	Reference Drawing	Description
CT30006	F	1	I				CURRENT TRANSF., 3000:5 RATIO
AIARM09	F	1	S			Drawing...	AIR INLET ADAPTER - ROUND 09
TOPCBLR	F	1	I				TOP CABLE ENTRY - RH
BUSBL6S	F	1	I				5000A LV BUS BARS RH NEMA STD
CERTIF2	F	1	I				TIER2 NONROAD MOBILE COMPLIANT
NOENCPB	F	1	I			Drawing...	NO ENCLOSURE REAR (STANDARD)
NOENCPL	F	1	I			Drawing...	NO ENCLOSURE LEFT (STANDARD)
60H0480	F	1	I			Drawing...	60HZ 480 VOLTS
TRSGEN2	F	1	I				PGS TEST REPORT @ 1.0 PF
LITENGE	F	1	S				EXTRA ENGLISH LIT (CD) (1-6)
MSEPGGN	F	1	I				GENERAL EPG
PSD07	F	1	I				ENGINE DISTR DISCOUNT PRGM
MSCEC71	F	1	I				COMMUNICATIONS
MWCODEF	F	1	I				STANDBY POWER
LANENGO	F	1	I				ENGLISH LANGUAGE OPTION
3512C	F	1	I			Drawing...	DIESEL ENGINE
KW01500	F	1	I				1500 EKW W/FAN
STANDBY	F	1	I				STANDBY POWER APPLICATION 02
GG0288	F	1	I	L			2206 BHP 1500 GEN KW W/F 60 HZ

Part Numbers [Top](#)

168 results found, displaying 1 to 168

Reference Number	Eng Chg	Quantity	ASM	LESS	Set Type	Description	BreakDown...	Reference Drawing	SIS Part Diagram
GP0920	05	1	I			3512C GLOBAL PKG-1800 RPM	BreakDown...	Drawing...	View Diagram
512DE6C	F	1	I			3512C, 60HZ, 1800RPM PGS 6C	BreakDown...		View Diagram
2711454	00	1	I			GENERAL ARRANGEMENT	BreakDown...		View Diagram
2673949	05	1	I			ENGINE AR-3512C	BreakDown...		View Diagram
2057860	07	1	I			MOUNTING GP - 17 DIGIT PIN	BreakDown...		View Diagram
3L0284		1	I			*****TEST - PKG GEN SET*****	BreakDown...		View Diagram
2525590	01	1	I			INSTALLATION AR	BreakDown...		View Diagram
3L0414		1	I			SINGLE BEARING GEN ALIGN-3500	BreakDown...		View Diagram
2527405	00	1	I			***** TEST - GEN ELE SYS LE *	BreakDown...		View Diagram
7W0825	01	1	S			BATTERY CABLES	BreakDown...		View Diagram
3N7056	00	1	S			BATTERY RACK	BreakDown...	Drawing...	View Diagram
7L7872	09	1	S			24 VOLT BATTERY SET - DRY	BreakDown...		View Diagram
2400740	01	1	I			SWITCH GP-DISC	BreakDown...		View Diagram
2450000	02	1	I			BOX GP-BASIC	BreakDown...		View Diagram
2450087	04	1	I			MOUNTING GP-MAIN BOX	BreakDown...		View Diagram
2450095	01	1	I			CONTROL GP-CDVR	BreakDown...		View Diagram
2450082	01	1	I			MOUNTING GP-CDVR	BreakDown...		View Diagram
2527367	00	3	I			MOUNTING GP-PANEL	BreakDown...		View Diagram
2527409	01	1	I			MOUNTING GP-LADDER CLIPS	BreakDown...		View Diagram
2450092	02	1	I			CONNECTION GP	BreakDown...		View Diagram
2450003	03	1	I			BOX GP-SIDE EXTENSION	BreakDown...		View Diagram
2527438	03	1	I			COVER GP	BreakDown...		View Diagram
2527343	02	1	I			MOUNTING GP-BUS BAR	BreakDown...		View Diagram
2527372	00	1	I			WIRING GP-CTS	BreakDown...		View Diagram
2527418	02	1	I			WIRING GP-VOLTAGE SENSING	BreakDown...		View Diagram
2527556	00	1	I			COVER GP	BreakDown...		View Diagram
2606666	03	1	I			CONNECTION GP	BreakDown...		View Diagram
2527411	03	1	I			CONNECTION GP-GROUNDING	BreakDown...		View Diagram
2450001	00	1	I			CONSOLE GP-REAR	BreakDown...		View Diagram
2450013	00	1	I			COVER GP-REAR	BreakDown...		View Diagram
2450007	00	2	I			COVER GP-SIDE	BreakDown...		View Diagram
2450023	01	1	I			COVER GP-FRONT BOX	BreakDown...		View Diagram

168 results found, displaying 1 to 168

Reference Number	Eng Chg	Quantity	ASM	LESS 	Set Type	Description	BreakDown...	Reference Drawing	SIS Part Diagram 
2450027	01	1	I			COVER GP	BreakDown...		View Diagram
2450096	00	1	I			COVER GP-SIDE EXTENSION BOTTOM	BreakDown...		View Diagram
2450025	00	1	I			COVER GP-SIDE ROOF	BreakDown...		View Diagram
2469375	03	1	I			WIRING GP	BreakDown...		View Diagram
2592168	02	1	I			SENSOR GP-TEMPERATURE	BreakDown...		View Diagram
2450024	00	1	I			COVER GP-MAIN ROOF	BreakDown...		View Diagram
2450031	02	1	I			MTG GP-HARNESS	BreakDown...		View Diagram
2527400	01	1	I			NOTE-BUSS BAR MOUNTING	BreakDown...		View Diagram
2124694	01	1	I			DRIVE GP - FAN	BreakDown...		View Diagram
2509694	04	1	I			CONVERSION AR	BreakDown...		View Diagram
5P2586	04	333	I			OIL-BULK-1 LITER: DO NOT DRAIN	BreakDown...		View Diagram
1473738	01	1	I			OIL SAMPLING VALVE	BreakDown...	Drawing...	View Diagram
7N6782	08	1	I			RESTRICTION INDICATOR	BreakDown...	Drawing...	View Diagram
2504644	00	1	I			MTG GP-ACL	BreakDown...		View Diagram
2504642	01	1	I			LINES GP-AIR	BreakDown...		View Diagram
1151062	04	1	I			FUEL PRIMING PUMP RH	BreakDown...	Drawing...	View Diagram
1209818	06	2	I			FUMES DISPOSAL	BreakDown...		View Diagram
1979052	00	1	I			GUARD GP - DAMPER	BreakDown...		View Diagram
7W6669	01	1	I			GUARD GP - DAMPER	BreakDown...		View Diagram
5P2506	00	1	S			LITERATURE - ENGLISH	BreakDown...	Drawing...	View Diagram
3N8594	06	5	I			COVER GP-ENG/GEN LIFT EYE	BreakDown...		View Diagram
2832546	02	1	S			LINES GP-AIR	BreakDown...		View Diagram
2410235	00	1	I			WIRING GP	BreakDown...		View Diagram
2862584	00	1	S			LINES GP-FUEL	BreakDown...		View Diagram
2832549	00	1	S			FUMES DISPOSAL	BreakDown...	Drawing...	View Diagram
2703503	02	1	I			RADIATOR GP	BreakDown...		View Diagram
1213356	05	1	I			COOLANT LEVEL SENSOR	BreakDown...		View Diagram
2843741	00	1	I			GUARD GP-LINES	BreakDown...		View Diagram
1012844	04	99	I			COOLANT	BreakDown...		View Diagram
GC4960	00	1	I			GLOBAL-1500 GENERATOR 824/1	BreakDown...	Drawing...	View Diagram
OGNPMK8	F	1	I			GEN 824 FRAME PM 1 BRG K8	BreakDown...		View Diagram
2628102	00	1	I			GENERATOR ARR-SR4B-GD	BreakDown...		View Diagram
2458721	01	1	I			RAIL GP-ENG SPT	BreakDown...		View Diagram
2444064	02	1	I			MTG GP-RAIL	BreakDown...		View Diagram
2684442	02	1	I			DRAIN GP-OIL	BreakDown...		View Diagram
2693488	01	1	I			COVER GP	BreakDown...		View Diagram
GC4971	00	1	I			1500S GENERATOR REMOVAL	BreakDown...		View Diagram
RPA0310	F	1	I			697/1B FRAME GEN REML RPA0310	BreakDown...		View Diagram
LE0222	04	1	I			UL-2200 FOR ALL 3500	BreakDown...	Drawing...	View Diagram
ULLIST	F	1	I			UL 2200 LISTED PACKAGE GEN SET	BreakDown...		View Diagram
3L0028		1	I			NAMEPLATE	BreakDown...		View Diagram
3L0043		1	I			GSC + SETPOINT INFORMATION-UL	BreakDown...		View Diagram
LE0196	01	1	I			FUEL WATER SEPARATOR	BreakDown...	Drawing...	View Diagram
FWS0004	F	1	S			WATER SEPARATOR	BreakDown...		View Diagram
2337973	01	1	S			SEPARATOR GP	BreakDown...	Drawing...	View Diagram
GZ0281	00	1	I			VIBRATION ISOLATOR REMOVAL	BreakDown...		View Diagram
VIBRM07	F	1	S			VIBRATION ISOLATORS REMOVAL 07	BreakDown...		View Diagram
NGRDCNN	F	1	I			GROUNDING CONNECTION RH-LH	BreakDown...		View Diagram
2745581	00	1	I			CONNECTION GP-G	BreakDown...		View Diagram
LE0162	01	1	I			BATTERY CHARGER - 10 AMP	BreakDown...		View Diagram
BTC1005	F	1	S			BATTERY CHARGER 10 AMP 05	BreakDown...		View Diagram
7W0408	01	1	S			BATTERY CHARGER 10 AMP	BreakDown...		View Diagram
LE0174	02	1	I			HEAVY DUTY ELECTRIC STARTING	BreakDown...	Drawing...	View Diagram
ELSM246	F	1	I			HD ELEC STRTNG MOTOR DUAL 24V	BreakDown...		View Diagram
8N3896	16	1	I			ELECTRIC STARTING MOTOR 24VDC	BreakDown...	Drawing...	View Diagram
2427068	00	1	I			WIRING GP	BreakDown...		View Diagram
GC2998	01	1	I			JACKET WATER HEATER W/ PUMP	BreakDown...		View Diagram

168 results found, displaying 1 to 168

Reference Number	Eng Chg	Quantity	ASM	LESS	Set Type	Description	BreakDown...	Reference Drawing	SIS Part Diagram
JWHWP12	F	1	I			JACKET WATER HTR W/PUMP 240V 1	BreakDown...		View Diagram
2693349	02	1	I			HEATER GP-JW -B	BreakDown...		View Diagram
2693351	00	1	I			MTG GP-JW HEATER	BreakDown...		View Diagram
2689567	04	1	I			WIRING GP	BreakDown...		View Diagram
2368821	01	1	I			CONNECTION GP	BreakDown...		View Diagram
GZ0286	01	1	I			CHARGING ALTERNATOR 45 AMP 91	BreakDown...	Drawing...	View Diagram
ALT2491	F	1	I			CHARGING ALTERNATOR 45 AMP 91	BreakDown...		View Diagram
1077361	03	1	I			DRIVE GP - ACC.	BreakDown...	Drawing...	View Diagram
5N5692	12	1	I			ALTERNATOR - 24V - 45 AMP	BreakDown...	Drawing...	View Diagram
7E4836	09	1	I			MOUNTING GP - ALT	BreakDown...		View Diagram
2719270	01	1	I			GUARD GP-BELT	BreakDown...		View Diagram
1269191	05	1	I			MOUNTING GP - ALTERNATOR	BreakDown...		View Diagram
1336468	01	1	I			WIRE AS	BreakDown...		View Diagram
2410241	00	1	I			WIRING GP	BreakDown...		View Diagram
1519228	02	1	I			GUARD GROUP-ALTERNATOR	BreakDown...		View Diagram
GC3238	01	1	I			EMCP3.3	BreakDown...	Drawing...	View Diagram
EMCP33B	F	1	I			EMCP 3.3 CONTROL PANEL - B	BreakDown...		View Diagram
2546368	02	1	I			ELEK GP-A6001	BreakDown...		View Diagram
2450030	06	1	I			CONTROL GP	BreakDown...		View Diagram
2450035	07	1	I			BOX GP	BreakDown...		View Diagram
2449655	01	1	S			INSTRUCTIONS (REGISTER LIST)	BreakDown...		View Diagram
GC2929	00	1	I			CONTROL PANEL MOUNTING EUI-RH	BreakDown...		View Diagram
UIPBRHS	F	1	I			CONTROL PANEL MOUNTING - RH	BreakDown...		View Diagram
2527391	00	1	I			INSTRUCTIONS	BreakDown...		View Diagram
GC2933	00	1	I			CUSTOMER CONNECTION	BreakDown...		View Diagram
CUSTCNL	F	1	I			CUSTOMER CONNECTION MTG - LH	BreakDown...		View Diagram
2527393	00	1	I			NOTE-AC/DC CONTROL PANEL MTG	BreakDown...		View Diagram
GC2938	00	1	I			AUXILIARY PLATE MOUNTING - REA	BreakDown...		View Diagram
AUXPNLB	F	1	I			AUXILIARY PLATE MOUNTING -REAR	BreakDown...		View Diagram
2527398	02	1	I			INSTRUCTIONS-GOV	BreakDown...		View Diagram
GC2996	03	1	I			1ST. CUSTOM LOCAL ANNUNCIATOR	BreakDown...		View Diagram
ANNCUS1	F	1	I			1ST CUSTOM LOCAL ANNUNCIATOR	BreakDown...		View Diagram
2712168	00	1	I			ALARM GP-BASIC	BreakDown...		View Diagram
2714524	00	1	I			INSTRUCTIONS	BreakDown...	Drawing...	View Diagram
2717376	00	1	S			FILM GP	BreakDown...		View Diagram
2527480	00	1	I			CONNECTION GP	BreakDown...		View Diagram
GC2964	01	1	I			NFPA 99-110/CSA 282	BreakDown...	Drawing...	View Diagram
ANNUNSL	F	1	S			REMOTE ANN NFPA99/CSA282 (1-3)	BreakDown...		View Diagram
2527504	01	1	S			CONTROL GP	BreakDown...		View Diagram
GC3243	01	1	I			LOCAL PC MONITORING (SHIPPED L	BreakDown...		View Diagram
LPCMONS	F	1	S			LOCAL PC MONITORING	BreakDown...		View Diagram
2700476	00	1	S			ADAPTER GP-BSC	BreakDown...		View Diagram
GC2991	01	1	I			PANEL LIGHTS	BreakDown...		View Diagram
PANLGTS	F	1	I			PANEL LIGHTS	BreakDown...		View Diagram
2697022	00	1	I			LIGHTING GP	BreakDown...		View Diagram
GC2902	00	1	I			Mounting Gp-CT (3000:5)	BreakDown...		View Diagram
CT30006	F	1	I			CURRENT TRANSF., 3000:5 RATIO	BreakDown...		View Diagram
2527331	03	1	I			MTG GP-TRANSFORMER	BreakDown...		View Diagram
LE0113	02	1	I			AIR INLET ADAPTERS, 19 INCH	BreakDown...	Drawing...	View Diagram
AIARM09	F	1	S			AIR INLET ADAPTER - ROUND 09	BreakDown...		View Diagram
2094453	01	2	S			ADAPTER AS.	BreakDown...	Drawing...	View Diagram
GC2500	01	1	I			TOP CABLE ENTRY - RH	BreakDown...		View Diagram
TOPCBLR	F	1	I			TOP CABLE ENTRY - RH	BreakDown...		View Diagram
2527503	05	1	I			INSTRUCTIONS	BreakDown...		View Diagram
BUSBL6S	F	1	I			5000A LV BUS BARS RH NEMA STD	BreakDown...		View Diagram
CERTIF2	F	1	I			TIER2 NONROAD MOBILE COMPLIANT	BreakDown...		View Diagram
NOENCPB	F	1	I			NO ENCLOSURE REAR (STANDARD)	BreakDown...		View Diagram

168 results found, displaying 1 to 168

Reference Number	Eng Chg	Quantity	ASM	LESS	Set Type	Description	BreakDown...	Reference Drawing	SIS Part Diagram
NOENCPL	F	1	I			NO ENCLOSURE LEFT (STANDARD)	BreakDown...		View Diagram
5N9597		1	I			60HZ 480 VOLTS	BreakDown...		View Diagram
60H0480	F	1	I			60HZ 480 VOLTS	BreakDown...		View Diagram
5N9679	06	1	I			FACTORY TEST REPORT	BreakDown...		View Diagram
TRSGEN2	F	1	I			PGS TEST REPORT @ 1.0 PF	BreakDown...		View Diagram
0P9715		1	S			EXTRA ENGLISH LIT (CD) (1-6)	BreakDown...		View Diagram
LITENGE	F	1	S			EXTRA ENGLISH LIT (CD) (1-6)	BreakDown...		View Diagram
0V1065		1	I			END USE: GENERAL EPG	BreakDown...		View Diagram
MSEPGGN	F	1	I			GENERAL EPG	BreakDown...		View Diagram
PSD07	F	1	I			ENGINE DISTR DISCOUNT PRGM	BreakDown...		View Diagram
MSCEC71	F	1	I			COMMUNICATIONS	BreakDown...		View Diagram
MWCODEF	F	1	I			STANDBY POWER	BreakDown...		View Diagram
CA0866	07	1	I			ENGLISH LANGUAGE OPTION	BreakDown...		View Diagram
LANENGO	F	1	I			ENGLISH LANGUAGE OPTION	BreakDown...		View Diagram
3512C	F	1	I			DIESEL ENGINE	BreakDown...		View Diagram
KW01500	F	1	I			1500 EKW W/FAN	BreakDown...		View Diagram
STANDBY	F	1	I			STANDBY POWER APPLICATION 02	BreakDown...		View Diagram
2628100	00	1	I	L		GENERATOR ARR-SR4B-GD	BreakDown...		View Diagram
GG0288	F	1	I	L		2206 BHP 1500 GEN KW W/F 60 HZ	BreakDown...		View Diagram
GG0308	00	1	I			2206 BHP 1500 GEN KW W/F 60 HZ	BreakDown...		View Diagram
- 0K8077		1	I			1645 BKW (2206 BHP) @ 1800 RPM	BreakDown...		View Diagram
- 5N9635		1	I			EMISSIONS CERTIFIED	BreakDown...		View Diagram

Caterpillar Confidential: **Green**

Content Owner: Commercial Processes Division

Web Master(s): [PSG Web Based Systems Support](#)

Current Date: 1/24/2020, 9:34:50 AM

© Caterpillar Inc. 2020 All Rights Reserved.

[Data Privacy Statement](#).