

# ORDER INVOICE WITH ENGINEERING BREAKDOWN [81Z24539]

**JANUARY 20, 2020**

For Help Desk Phone Numbers [Click here](#)

**⚠ Caution Ordering Parts from TMI Order Invoice with Engineering Breakdown**

Order Invoice with Engineering Breakdown information is provided by the orders system, once you click breakdown of a part, TMI pulls the information from the Engineering Data System (EDS).

EDS is not a manufacturing bill of material system but a engineering part in effect system. TMI uses the built date and calls EDS to pull the part in effect at that time.

Recently, TMI added an as manufactured tab. This tab provides the consist as reported from the engine factory. This data is limited but growing for new manufactured engines. To see an example enter "AT400559"

As-Manufactured tab is refreshed with correct data. The history records as well as the current data with wrong details are deleted. From 28th march 2019, TMI is maintaining only current data which possesses correct details.

To validate you are ordering a correct part, TMI encourages you to contact Morton Parts. 800-566-7782 or <https://pscrmwebforms.cat.com/GDSNquickentry.aspx>

The below option will email full breakdown of the serial number

**Excel**  **PDF**

**Sales Model:** 3412 DIT **Invoice Number:** GE 259848 **Dealer:** D340 **S.O. Number:** HAK1600 **Invoice Date:** 1999-11-12

[Feature Code](#)

[Part Numbers](#)

[Ship Loose](#)

[Help](#)

## Feature Codes [Top](#)

30 results found, displaying 1 to 30

Reference Number	Eng Chg	Quantity	ASM	LESS	Set Type	Reference Drawing	Description
<a href="#">KW00500</a>	F	1	I				500 EKW W/FAN
<a href="#">412DE29</a>	F	1	I				3412 500 EKW 60 HZ PGS-STBY
<a href="#">EMCPLUS</a>	F	1	I			<a href="#">Drawing...</a>	EMCP TWO PLUS
<a href="#">GOVLS02</a>	F	1	I			<a href="#">Drawing...</a>	2301A LOAD SHARING GOVERNOR
<a href="#">EMCENGU</a>	F	1	I				ENGLISH DISPLAY UNITS
<a href="#">EMCPLAR</a>	F	1	I				PANEL LIGHTS/AUXILIARY RELAY
<a href="#">CLS0001</a>	F	1	I			<a href="#">Drawing...</a>	COOLANT LEVEL SENSOR
<a href="#">CCM0001</a>	F	1	I				CUST COMMUNICATIONS MODULE-CCM
<a href="#">ACT0006</a>	F	1	I				EXTENDED LIFE COOLANT
<a href="#">VIBIS03</a>	F	1	I				VIBRATION ISOLATORS
<a href="#">BAT2401</a>	F	2	I			<a href="#">Drawing...</a>	24 VOLT BATTERY SET - DRY
<a href="#">BTRCBL1</a>	F	2	I				BATTERY CABLES
<a href="#">BTR0001</a>	F	2	I			<a href="#">Drawing...</a>	BATTERY RACK
<a href="#">JWH0005</a>	F	1	I			<a href="#">Drawing...</a>	JACKET WATER HEATER
<a href="#">EXCFF16</a>	F	1	I			<a href="#">Drawing...</a>	FLEXIBLE FITTING
<a href="#">ALT2422</a>	F	1	I				CHARGING ALTERNATOR 24V 35 AMP
<a href="#">ETBRH02</a>	F	1	I			<a href="#">Drawing...</a>	EXTENSION TERMINAL BOX RH
<a href="#">SBKIT01</a>	F	1	I				SERIES BOOST KIT
<a href="#">FUMDIS1</a>	F	1	I			<a href="#">Drawing...</a>	FUMES DISPOSAL

30 results found, displaying 1 to 30



Reference Number	Eng Chg	Quantity	ASM	LESS	Set Type	Reference Drawing	Description
<a href="#">PFF0004</a>	F	1	I			<a href="#">Drawing...</a>	PRIMARY FUEL FILTER
<a href="#">EMCAM07</a>	F	1	I			<a href="#">Drawing...</a>	ALARM MODULE - NFPA 110
<a href="#">EMCRMP5</a>	F	1	I			<a href="#">Drawing...</a>	REM. ANNUNCIATOR MODULE
<a href="#">LITENGE</a>	F	6	I				EXTRA ENGLISH LITERATURE
<a href="#">TRSGEN7</a>	F	1	I				PGS TEST REPORT @ 0.8 PF
<a href="#">TRSGEN4</a>	F	1	I				GEN SET TEST CHARGE
<a href="#">PSGGOVR</a>	F	1	I				PSG GOVERNOR
<a href="#">EMCPTWO</a>	F	1	I			<a href="#">Drawing...</a>	ELECTRONIC MODULAR CONTROL PNL
<a href="#">XLLENGL</a>	F	1	I				EXTRA ENGLISH LITERATURE
<a href="#">60H0480</a>	F	1	I			<a href="#">Drawing...</a>	60HZ 480 VOLTS
<a href="#">STANDBY</a>	F	1	I				STANDBY POWER APPLICATION

## Part Numbers [Top](#)

110 results found, displaying 1 to 110

Reference Number	Eng Chg	Quantity	ASM	LESS	Set Type	Description	BreakDown...	Reference Drawing	SIS Part Diagram
PL8681	03	1	I			749 BHP 515 GEN KW WOF 60HZ(S)	<a href="#">BreakDown...</a>		<a href="#">View Diagram</a>
KW00500	F	1	I			500 EKW W/FAN	<a href="#">BreakDown...</a>		<a href="#">View Diagram</a>
0P9200		1	I			0P9200 POSTSALE PPP PGM769-00	<a href="#">BreakDown...</a>		<a href="#">View Diagram</a>
0P9180		1	I			0P9180 PWR PRICING PGM769-00	<a href="#">BreakDown...</a>		<a href="#">View Diagram</a>
PA5006	09	1	I			3412 500 EKW 60 HZ PGS-STBY	<a href="#">BreakDown...</a>	<a href="#">Drawing...</a>	<a href="#">View Diagram</a>
412DE29	F	1	I			3412 500 EKW 60 HZ PGS-STBY	<a href="#">BreakDown...</a>		<a href="#">View Diagram</a>
1W9602	10	1	I			3412 ENGINE AR. - BASIC	<a href="#">BreakDown...</a>		<a href="#">View Diagram</a>
3N6668	05	1	I			FLEXIBLE FUEL LINES	<a href="#">BreakDown...</a>		<a href="#">View Diagram</a>
4N1061	14	1	I			ELECTRIC STARTING MOTOR LH 24V	<a href="#">BreakDown...</a>	<a href="#">Drawing...</a>	<a href="#">View Diagram</a>
4N3093	08	1	I			BLOWER FAN	<a href="#">BreakDown...</a>	<a href="#">Drawing...</a>	<a href="#">View Diagram</a>
4P7610	02	1	I			PICK UP GP - MAGNETIC	<a href="#">BreakDown...</a>		<a href="#">View Diagram</a>
5N2286	06	1	I			WIDE STRUCTURAL STEEL BASE	<a href="#">BreakDown...</a>		<a href="#">View Diagram</a>
5N5078	03	1	I			GENERATOR 588 FRAME SE	<a href="#">BreakDown...</a>	<a href="#">Drawing...</a>	<a href="#">View Diagram</a>
5N6132	07	1	I			LINES GP-DRAIN (COOLANT)	<a href="#">BreakDown...</a>		<a href="#">View Diagram</a>
5N7378	03	1	I			LINES GP - DRAIN (OIL).	<a href="#">BreakDown...</a>		<a href="#">View Diagram</a>
5N7562	00	1	I			NOTE-CONTROL PANEL MTG (REAR)	<a href="#">BreakDown...</a>		<a href="#">View Diagram</a>
5N8293	05	1	I			SOLENOID SHUTOFF - ETS 24-32V	<a href="#">BreakDown...</a>		<a href="#">View Diagram</a>
5P2506	00	1	I			LITERATURE GP - ENGLISH	<a href="#">BreakDown...</a>	<a href="#">Drawing...</a>	<a href="#">View Diagram</a>
5P2586	03	1	I			OIL - BULK - ONE LITER	<a href="#">BreakDown...</a>		<a href="#">View Diagram</a>
6N1234	04	1	I			UPPER RADIATOR CONNECTIONS	<a href="#">BreakDown...</a>		<a href="#">View Diagram</a>
6N3650	04	1	I			LOWER RADIATOR CONNECTIONS	<a href="#">BreakDown...</a>		<a href="#">View Diagram</a>
6N8878	02	1	I			FUEL PRESSURE GAUGE	<a href="#">BreakDown...</a>		<a href="#">View Diagram</a>
7C4366	00	1	I			MOUNTING GP - CONTACTOR	<a href="#">BreakDown...</a>		<a href="#">View Diagram</a>
7N6351	03	1	I			ELBOW GP-EXHAUST	<a href="#">BreakDown...</a>	<a href="#">Drawing...</a>	<a href="#">View Diagram</a>
7N8844	02	1	I			FAN DRIVE 0.800 RATIO	<a href="#">BreakDown...</a>	<a href="#">Drawing...</a>	<a href="#">View Diagram</a>
7N9950	11	1	I			RADIATOR REF C	<a href="#">BreakDown...</a>	<a href="#">Drawing...</a>	<a href="#">View Diagram</a>
1029942	00	1	I			MOUNTING GP - CONTACTOR	<a href="#">BreakDown...</a>		<a href="#">View Diagram</a>
1031965	00	1	I			WIRING GP	<a href="#">BreakDown...</a>		<a href="#">View Diagram</a>
1038974	04	1	I			CONNECTION GP -G	<a href="#">BreakDown...</a>		<a href="#">View Diagram</a>
3L0432		1	I			TEST - PKG GEN SET (EMCP II)	<a href="#">BreakDown...</a>		<a href="#">View Diagram</a>
7E9052	01	1	I			BELT GUARD - FAN DRIVE	<a href="#">BreakDown...</a>		<a href="#">View Diagram</a>
1044704	03	1	I			MTG GP - CONTROL PNL (EMCP II)	<a href="#">BreakDown...</a>		<a href="#">View Diagram</a>
7N4686	01	1	I			COVER GP - SERVICE METER	<a href="#">BreakDown...</a>		<a href="#">View Diagram</a>
7E4254	00	1	I			CLEANER GP - AIR	<a href="#">BreakDown...</a>		<a href="#">View Diagram</a>
5N7601		1	I			NOTE-CONT.& PNL CHART 129-4053	<a href="#">BreakDown...</a>		<a href="#">View Diagram</a>
1473758	01	1	I			INSTALLATION ARRANGEMENT	<a href="#">BreakDown...</a>		<a href="#">View Diagram</a>
3L0284		1	I			TEST - PKG GEN SET	<a href="#">BreakDown...</a>		<a href="#">View Diagram</a>
CA0597	00	1	I			ELECT. MODULAR CONT. PANEL II+	<a href="#">BreakDown...</a>	<a href="#">Drawing...</a>	<a href="#">View Diagram</a>
EMCPLUS	F	1	I			EMCP TWO PLUS	<a href="#">BreakDown...</a>		<a href="#">View Diagram</a>
1412858	01	1	I			ELECT. MODULAR CONT. PANEL II+	<a href="#">BreakDown...</a>		<a href="#">View Diagram</a>

110 results found, displaying 1 to 110

Reference Number	Eng Chg	Quantity	ASM	LESS 	Set Type	Description	BreakDown...	Reference Drawing	SIS Part Diagram 
1455219	01	1	I			CONTROL GP.	<a href="#">BreakDown...</a>		<a href="#">View Diagram</a>
PA5020	06	1	I			2301A LOAD SHARING GOVERNOR	<a href="#">BreakDown...</a>	<a href="#">Drawing...</a>	<a href="#">View Diagram</a>
GOVLS02	F	1	I			2301A LOAD SHARING GOVERNOR	<a href="#">BreakDown...</a>		<a href="#">View Diagram</a>
6N4703	13	1	I			FASTENER GP-WOODWARD EG3P	<a href="#">BreakDown...</a>		<a href="#">View Diagram</a>
7W6653	05	1	I			ACTUATOR AS. - EG3P	<a href="#">BreakDown...</a>		<a href="#">View Diagram</a>
3L0303		1	I			ADJUSTING-WW 2301 CONTROL SYS	<a href="#">BreakDown...</a>		<a href="#">View Diagram</a>
7W6542	07	1	I			CONTROL GP - GOVERNOR	<a href="#">BreakDown...</a>		<a href="#">View Diagram</a>
EMCENGU	F	1	I			ENGLISH DISPLAY UNITS	<a href="#">BreakDown...</a>		<a href="#">View Diagram</a>
1214713	00	1	I			ENGLISH DISPLAY UNITS	<a href="#">BreakDown...</a>		<a href="#">View Diagram</a>
EMCPLAR	F	1	I			PANEL LIGHTS/AUXILIARY RELAY	<a href="#">BreakDown...</a>		<a href="#">View Diagram</a>
1214712	01	1	I			PANEL LIGHTS/AUXILIARY RELAY	<a href="#">BreakDown...</a>		<a href="#">View Diagram</a>
CLS0001	F	1	I			COOLANT LEVEL SENSOR	<a href="#">BreakDown...</a>		<a href="#">View Diagram</a>
1113794	00	1	I			COOLANT LEVEL SENSOR	<a href="#">BreakDown...</a>		<a href="#">View Diagram</a>
CCM0001	F	1	I			CUST COMMUNICATIONS MODULE-CCM	<a href="#">BreakDown...</a>		<a href="#">View Diagram</a>
1028627	01	1	I			CUST COMMUNICATIONS MODULE-CCM	<a href="#">BreakDown...</a>		<a href="#">View Diagram</a>
CA0887	00	1	I			EXTENDED LIFE COOLANT	<a href="#">BreakDown...</a>		<a href="#">View Diagram</a>
ACT0006	F	1	I			EXTENDED LIFE COOLANT	<a href="#">BreakDown...</a>		<a href="#">View Diagram</a>
1195148	01	1	I			COOLANT-LONG LIFE-BULK-1 LITER	<a href="#">BreakDown...</a>		<a href="#">View Diagram</a>
PA5396	01	1	I			VIBRATION ISOLATORS	<a href="#">BreakDown...</a>		<a href="#">View Diagram</a>
VIBIS03	F	1	I			VIBRATION ISOLATORS	<a href="#">BreakDown...</a>		<a href="#">View Diagram</a>
8N9562	01	1	I			VIBRATION ISOLATORS	<a href="#">BreakDown...</a>		<a href="#">View Diagram</a>
8N9955	00	1	I			MOUNTING AS - RADIATOR	<a href="#">BreakDown...</a>		<a href="#">View Diagram</a>
7L7872	08	2	I			24 VOLT BATTERY SET - DRY	<a href="#">BreakDown...</a>		<a href="#">View Diagram</a>
BAT2401	F	2	I			24 VOLT BATTERY SET - DRY	<a href="#">BreakDown...</a>		<a href="#">View Diagram</a>
7W0825	01	2	I			BATTERY CABLES	<a href="#">BreakDown...</a>		<a href="#">View Diagram</a>
BTRCBL1	F	2	I			BATTERY CABLES	<a href="#">BreakDown...</a>		<a href="#">View Diagram</a>
3N7056	00	2	I			BATTERY RACK	<a href="#">BreakDown...</a>		<a href="#">View Diagram</a>
BTR0001	F	2	I			BATTERY RACK	<a href="#">BreakDown...</a>		<a href="#">View Diagram</a>
PA0765	06	1	I			JACKET WATER HEATER	<a href="#">BreakDown...</a>	<a href="#">Drawing...</a>	<a href="#">View Diagram</a>
JWH0005	F	1	I			JACKET WATER HEATER	<a href="#">BreakDown...</a>		<a href="#">View Diagram</a>
7W3867	08	1	I			MOUNTING GP - HEATER	<a href="#">BreakDown...</a>		<a href="#">View Diagram</a>
7E6248	06	1	I			HEATER GP - JACKET WATER	<a href="#">BreakDown...</a>		<a href="#">View Diagram</a>
EXCFF16	F	1	I			FLEXIBLE FITTING	<a href="#">BreakDown...</a>		<a href="#">View Diagram</a>
1599563	00	1	I			FLEXIBLE FITTING	<a href="#">BreakDown...</a>		<a href="#">View Diagram</a>
PA5344	01	1	I			CHARGING ALTERNATOR 24V 35 AMP	<a href="#">BreakDown...</a>		<a href="#">View Diagram</a>
ALT2422	F	1	I			CHARGING ALTERNATOR 24V 35 AMP	<a href="#">BreakDown...</a>		<a href="#">View Diagram</a>
4P4063	01	1	I			MOUNTING GP - ALTERNATOR	<a href="#">BreakDown...</a>		<a href="#">View Diagram</a>
6T1395	06	1	I			ALTERNATOR GP-CHARGING	<a href="#">BreakDown...</a>		<a href="#">View Diagram</a>
7E9054	03	1	I			BELT GUARD - ALTERNATOR PULLEY	<a href="#">BreakDown...</a>		<a href="#">View Diagram</a>
1037286	01	1	I			MOUNTING GP - BREAKER	<a href="#">BreakDown...</a>		<a href="#">View Diagram</a>
PA5304	01	1	I			EXTENSION TERMINAL BOX RH	<a href="#">BreakDown...</a>	<a href="#">Drawing...</a>	<a href="#">View Diagram</a>
ETBRH02	F	1	I			EXTENSION TERMINAL BOX RH	<a href="#">BreakDown...</a>		<a href="#">View Diagram</a>
7W1090	02	1	I			COVER - BOX	<a href="#">BreakDown...</a>		<a href="#">View Diagram</a>
1061771	00	1	I			FASTENER GP	<a href="#">BreakDown...</a>		<a href="#">View Diagram</a>
1073058	00	1	I			BOX GP - EXTENSION	<a href="#">BreakDown...</a>		<a href="#">View Diagram</a>
9Y3887	01	1	I			SERIES BOOST KIT	<a href="#">BreakDown...</a>		<a href="#">View Diagram</a>
SBKIT01	F	1	I			SERIES BOOST KIT	<a href="#">BreakDown...</a>		<a href="#">View Diagram</a>
FUMDIS1	F	1	I			FUMES DISPOSAL	<a href="#">BreakDown...</a>		<a href="#">View Diagram</a>
1097755	03	1	I			FUMES DISPOSAL	<a href="#">BreakDown...</a>		<a href="#">View Diagram</a>
PL1697	06	1	I			PRIMARY FUEL FILTER	<a href="#">BreakDown...</a>	<a href="#">Drawing...</a>	<a href="#">View Diagram</a>
PFF0004	F	1	I			PRIMARY FUEL FILTER	<a href="#">BreakDown...</a>		<a href="#">View Diagram</a>
6N3212	04	1	I			MOUNTING GP-FUEL FILTER	<a href="#">BreakDown...</a>		<a href="#">View Diagram</a>
8H7204	09	1	I			PRIMARY FUEL FILTER	<a href="#">BreakDown...</a>	<a href="#">Drawing...</a>	<a href="#">View Diagram</a>
EMCAM07	F	1	I			ALARM MODULE - NFPA 110	<a href="#">BreakDown...</a>		<a href="#">View Diagram</a>
1214717	01	1	I			ALARM MODULE - NFPA 110	<a href="#">BreakDown...</a>	<a href="#">Drawing...</a>	<a href="#">View Diagram</a>
EMCRMP5	F	1	I			REM. ANNUNCIATOR MODULE	<a href="#">BreakDown...</a>		<a href="#">View Diagram</a>
1311965	01	1	I			CUSTOM REM. ANNUNCIATOR MODULE	<a href="#">BreakDown...</a>		<a href="#">View Diagram</a>

110 results found, displaying 1 to 110


Reference Number	Eng Chg	Quantity	ASM	LESS	Set Type	Description	BreakDown...	Reference Drawing	SIS Part Diagram
0P9715		6	I			EXTRA LITERATURE - ENGLISH	<a href="#">BreakDown...</a>		<a href="#">View Diagram</a>
LITENGE	F	6	I			EXTRA ENGLISH LITERATURE	<a href="#">BreakDown...</a>		<a href="#">View Diagram</a>
0P1803		1	I			GEN SET TEST CHG AT 0.8 PF	<a href="#">BreakDown...</a>		<a href="#">View Diagram</a>
TRSGEN7	F	1	I			PGS TEST REPORT @ 0.8 PF	<a href="#">BreakDown...</a>		<a href="#">View Diagram</a>
0P1853		1	I			GEN SET TEST CHARGE	<a href="#">BreakDown...</a>		<a href="#">View Diagram</a>
TRSGEN4	F	1	I			GEN SET TEST CHARGE	<a href="#">BreakDown...</a>		<a href="#">View Diagram</a>
PL8681	03	1	I			749 BHP 515 GEN KW WOF 60HZ(S)	<a href="#">BreakDown...</a>		<a href="#">View Diagram</a>
0T6188	00	1	I			558.5 KW @ 1800 RPM (749 BHP)	<a href="#">BreakDown...</a>		<a href="#">View Diagram</a>
PSGGOVR	F	1	I			PSG GOVERNOR	<a href="#">BreakDown...</a>		<a href="#">View Diagram</a>
EMCPTWO	F	1	I			ELECTRONIC MODULAR CONTROL PNL	<a href="#">BreakDown...</a>		<a href="#">View Diagram</a>
XLLENGL	F	1	I			EXTRA ENGLISH LITERATURE	<a href="#">BreakDown...</a>		<a href="#">View Diagram</a>
60H0480	F	1	I			60HZ 480 VOLTS	<a href="#">BreakDown...</a>		<a href="#">View Diagram</a>
STANDBY	F	1	I			STANDBY POWER APPLICATION	<a href="#">BreakDown...</a>		<a href="#">View Diagram</a>

## Ship Loose [Top](#)

52 results found, displaying 1 to 52

Reference Number	Eng Chg	Quantity	ASM	LESS	Set Type	Description	BreakDown...
		1	S			PRINT OF 8N9562 F.CAB(A)	<a href="#">BreakDown...</a>
0T0319		4	S			BOLT 16483-10(B)	<a href="#">BreakDown...</a>
2L3331		2	S			CONNECTOR 1704 5-6(B)	<a href="#">BreakDown...</a>
2M9780		1	S			SEAL 16622-10(F)	<a href="#">BreakDown...</a>
2V7397		2	S			CABLE HUT14 (F)	<a href="#">BreakDown...</a>
3J1907		1	S			SEAL 1662 6-3(F)	<a href="#">BreakDown...</a>
3K1715		2	S			CABLE AS HUT4 (F)	<a href="#">BreakDown...</a>
3N6667		2	S			HOSE HUT89 (F)	<a href="#">BreakDown...</a>
3N7054		2	S			SUPPORT A FL48 (F)	<a href="#">BreakDown...</a>
3N7055		2	S			BOARD FL47 (F)	<a href="#">BreakDown...</a>
3S1546		4	S			NUT 1694 2-4(B)	<a href="#">BreakDown...</a>
3V6785		2	S			CABLE AS HUT13 (F)	<a href="#">BreakDown...</a>
5L3773		1	S			GASKET-EXH ELBOW HUT112 (F)	<a href="#">BreakDown...</a>
5P1404		1	S			ADAPTER 1640 4-8(B)	<a href="#">BreakDown...</a>
5P7197		4	S			WASHER 1666 3-6(B)	<a href="#">BreakDown...</a>
5P8244		8	S			WASHER-HARD 16663-15(B)	<a href="#">BreakDown...</a>
6T4949		1	S			SWITCH AS. 16605-13(F)	<a href="#">BreakDown...</a>
6V4611		2	S			FILM-WARNING	<a href="#">BreakDown...</a>
7C1571		1	S			ELEMENT AS. FL168 (F)	<a href="#">BreakDown...</a>
7N5274		2	S			COVER 16745-15(F)	<a href="#">BreakDown...</a>
8L8413		4	S			STRAP-CABLE 16603-12(F)	<a href="#">BreakDown...</a>
8N0869		2	S			COVER 16743-15(F)	<a href="#">BreakDown...</a>
8N1725		2	S			COVER 16744-15(F)	<a href="#">BreakDown...</a>
8N9955		2	S			MOUNT ASSEMBLY FL148 (F)	<a href="#">BreakDown...</a>
8N9970		4	S			MOUNT AS. FL145 (F)	<a href="#">BreakDown...</a>
8T4988		3	S			CLAMP HUT52 (F)	<a href="#">BreakDown...</a>
9G0003		4	S			TERMINAL COVER 16605-14(B)	<a href="#">BreakDown...</a>
9G0004		4	S			TERMINAL COVER 1704 2-3(B)	<a href="#">BreakDown...</a>
9G8909		2	S			COVER 16742-15(F)	<a href="#">BreakDown...</a>
9X9730		4	S			BATTERY FL235 (H)	<a href="#">BreakDown...</a>
9Y6102		1	S			ELBOW HUT77 (B)	<a href="#">BreakDown...</a>
9Y6180		1	S			TUBE HUT66 (F)	<a href="#">BreakDown...</a>
JERD2157		1	S			SOFT 140017E3(A)	<a href="#">BreakDown...</a>
SEBP2534		7	S			PT BK(EMCP 11) 140015B1(A)	<a href="#">BreakDown...</a>
SEBP2576		7	S			PTS BK 1400 FL (A)	<a href="#">BreakDown...</a>
SEBU6042		8	S			SUPP 140013B2(A)	<a href="#">BreakDown...</a>
SEBU6251		7	S			LUBE 140019B2(A)	<a href="#">BreakDown...</a>

52 results found, displaying 1 to 52

Reference Number	Eng Chg	Quantity	ASM	LESS 	Set Type	Description	BreakDown...
SEBU6874		7	S			S.I. 140020C3(A)	<a href="#">BreakDown...</a>
SEBU6918		8	S			OMM(GEN ONLY) 140017B1(A)	<a href="#">BreakDown...</a>
SEBU6945		7	S			OMM 1400 5B2(A)	<a href="#">BreakDown...</a>
SEBU6981		7	S			SUPP (WITH 7E8050) 140015C2(A)	<a href="#">BreakDown...</a>
SEBU6984		7	S			SUPP 140013B1(A)	<a href="#">BreakDown...</a>
SELF5260		7	S			WARRANTY 140013C2(A)	<a href="#">BreakDown...</a>
SELS0115		7	S			S.I. 140017C2(A)	<a href="#">BreakDown...</a>
SELS0215		1	S			S.I. FORM (A)	<a href="#">BreakDown...</a>
SENR4794		1	S			DIAGRAM 1400 FL (A)	<a href="#">BreakDown...</a>
0032143		1	S			ELBOW 1652 3-5(F)	<a href="#">BreakDown...</a>
1019349		1	S			DIAGRAM F CAB (A)	<a href="#">BreakDown...</a>
1311965		1	S			PANEL GP HUT68 (F)	<a href="#">BreakDown...</a>
1315454		1	S			CONTROL AS. HUT78 (F)	<a href="#">BreakDown...</a>
1599562		1	S			ADAPTER AS FL95 (F)	<a href="#">BreakDown...</a>
1648940		1	S			CONTROL GP HUT66 (F)	<a href="#">BreakDown...</a>

Caterpillar Confidential: **Green**

Content Owner: Commercial Processes Division

Web Master(s): [PSG Web Based Systems Support](#)

Current Date: 1/20/2020, 6:30:37 PM

© Caterpillar Inc. 2020 All Rights Reserved.

[Data Privacy Statement.](#)