

ORDER INVOICE WITH ENGINEERING BREAKDOWN [E6M01774]

DECEMBER 31, 2019

(E6M01774)-ENGINE (N3R00144)-GENERATOR (N6D01449)-GENSET

For Help Desk Phone Numbers [Click here](#)

Caution Ordering Parts from TMI Order Invoice with Engineering Breakdown

Order Invoice with Engineering Breakdown information is provided by the orders system, once you click breakdown of a part, TMI pulls the information from the Engineering Data System (EDS).

EDS is not a manufacturing bill of material system but a engineering part in effect system. TMI uses the built date and calls EDS to pull the part in effect at that time.

Recently, TMI added an as manufactured tab. This tab provides the consist as reported from the engine factory. This data is limited but growing for new manufactured engines. To see an example enter "AT400559"

As-Manufactured tab is refreshed with correct data. The history records as well as the current data with wrong details are deleted. From 28th march 2019, TMI is maintaining only current data which possesses correct details.

To validate you are ordering a correct part, TMI encourages you to contact Morton Parts. 800-566-7782 or <https://pscrmwebforms.cat.com/GDSNquickentry.aspx>

The below option will email full breakdown of the serial number

Excel PDF

FullBreakDown

Sales Model: C6.6 Invoice Number:GE 639796 Dealer: D120 S.O. Number: DZHTT00 Invoice Date: 2009-09-22


[Feature Code](#)

[Part Numbers](#)

[Help](#)

Feature Codes [Top](#)

33 results found, displaying 1 to 33

Reference Number	Eng Chg	Quantity	ASM	LESS 	Set Type	Reference Drawing	Description
NAC064P	F	1	I				D125-6.
VOP610F	F	1	I				60HZ 3PH 208/120V (F)
1800RPM	F	1	I			Drawing...	1800 RPM
60HZ	F	1	I				60 HZ
AVR14	F	1	I				AREP EXCITATION SYSTEM
BLP1S	F	1	I				SINGLE POINT LIFT STD
CAEB	F	1	I				SOUND ATTENUATED ENCLOSURE (B)
CAN	F	1	I				CANOPIED SILENCER SYSTEM
CAT	F	1	I				CAT YELLOW / BLACK
CPC1	F	1	I				CPC1
EMCP32	F	1	I			Drawing...	EMCP3.2 COMMON CONTROL PANEL
ENGLISH	F	1	I				ENGLISH LANGUAGE
FCUL2E	F	1	I				UL LISTED FUEL TANK 24HR (E)
FSS2S	F	1	I				LOW FUEL LEVEL ALARM STD
GOVE9	F	1	I				ADEM GOVERNOR
NACERT	F	1	I				UL2200 LISTING AND CSA CERT
NFPA	F	1	I				NFPA 110 UPGRADE
PAA1	F	1	I				LOCAL ALARM HORN C/W MUTE
PBC10UL	F	1	I			Drawing...	BATTERY CHARGER UL 10A

33 results found, displaying 1 to 33

Reference Number	Eng Chg	Quantity	ASM	LESS	Set Type	Reference Drawing	Description
PFS2S	F	1	I				PW LOW FUEL LEVEL ALARM STD
PSV1	F	1	I				VOLTAGE ADJUST POTENTIOMETER
STD	F	1	I			Drawing...	SINGLE 3 POLE UL BREAKER
TSTR	F	1	I				FACTORY TEST REPORT
VAC120	F	1	I				120
WA1C	F	1	I				50%
WCA1	F	1	I				LOW COOLANT TEMP ALARM
WHH	F	1	I			Drawing...	COOLANT HEATER
WSS1	F	1	I				LOW COOLANT SHUTDOWN CIRCUIT
MSCEC72	F	1	I				COMMERCIAL BUSINESSES
MSNRXQE	F	1	I				EP-NON RENTAL (ENCLOSED)
MWCODEF	F	1	I				STANDBY POWER
KVA0156	F	1	I				156 KVA W/FAN
STANDBY	F	1	I				STANDBY POWER APPLICATION 02

Part Numbers [Top](#)



126 results found, displaying 1 to 126

Reference Number	Eng Chg	Quantity	ASM	LESS	Set Type	Description	BreakDown...	Reference Drawing	SIS Part Diagram
DK4682	00	1	I			ENGINE AR-C6.6	BreakDown...		View Diagram
NAC064P	F	1	I			D125-6.	BreakDown...		View Diagram
2911766		1	I			GENERAL AR	BreakDown...		View Diagram
2910361		1	I			ENGINE AR - PRIM	BreakDown...		View Diagram
5P2506		1	S			LITERATURE - ENGLISH	BreakDown...	Drawing...	View Diagram
2527405		1	S			***** TEST - GEN ELE SYS LE *	BreakDown...		View Diagram
3L0284		1	S			*****TEST - PKG GEN SET*****	BreakDown...		View Diagram
2654854		1	I			MOUNTING GP-VIB	BreakDown...		View Diagram
2679605		1	I			COUPLING GP	BreakDown...		View Diagram
2684818		1	I			CABLE GP-BATTERY	BreakDown...		View Diagram
2817438		1	I			DRAIN GP	BreakDown...		View Diagram
2785979		1	I			RADIATOR GP	BreakDown...		View Diagram
2785976		1	I			GUARD GP	BreakDown...		View Diagram
1195148		21	I			COOLANT-LONG LIFE-BULK-1 LITER	BreakDown...		View Diagram
5P2586		17	I			OIL-BULK-1 LITER: DO NOT DRAIN	BreakDown...		View Diagram
2668845		1	I			DOOR GP	BreakDown...		View Diagram
2668849		1	I			CONTROL GP	BreakDown...		View Diagram
2775643		1	I			HARNES AS	BreakDown...		View Diagram
2663201		1	I			TERMINAL AS	BreakDown...		View Diagram
2057860		1	I			FILM GP - 17 DIGIT PIN	BreakDown...		View Diagram
2842440		1	I			DIAGRAM-WIRING	BreakDown...		View Diagram
2842442		1	I			DIAGRAM-WIRING	BreakDown...		View Diagram
2842441		1	I			DIAGRAM-WIRING	BreakDown...		View Diagram
2679622		1	I			CABLE GP-EARTH	BreakDown...		View Diagram
2842431		1	I			MOUNTING GP	BreakDown...		View Diagram
DK4162	01	1	I			GENERATOR AR-OPTIONAL	BreakDown...		View Diagram
VOP610F	F	1	I			60HZ 3PH 208/120V (F)	BreakDown...		View Diagram
2679916		1	I			GENERATOR AR-POWER	BreakDown...		View Diagram
DK6816	01	1	I			CSA CERTIFICATION	BreakDown...		View Diagram
- 2823241		1	I			DIAGRAM-WIRING	BreakDown...		View Diagram
- 2901241		1	I			PANEL GP-ELEC	BreakDown...		View Diagram
- 2854979		1	I			FUSE GP	BreakDown...		View Diagram
DK0599	00	1	I			MOUNTING GP	BreakDown...		View Diagram
- 2698065		1	I			WIRING GP	BreakDown...		View Diagram
DK7197	00	1	I			POWER LOOM FIXING	BreakDown...		View Diagram
- 3020643		1	I			MOUNTING GP	BreakDown...		View Diagram
DK3243	02	1	I			CIRCUIT BREAKER - 3 PHASE	BreakDown...		View Diagram

126 results found, displaying 1 to 126

Reference Number	Eng Chg	Quantity	ASM	LESS	Set Type	Description	BreakDown...	Reference Drawing	SIS Part Diagram
- 2664265		1	I			BREAKER GP	BreakDown...		View Diagram
- 2690445		1	I			MOUNTING GP-ALT	BreakDown...		View Diagram
- 2703050		1	I			TERMINAL GP	BreakDown...		View Diagram
- 2703049		1	I			TERMINAL GP	BreakDown...		View Diagram
- 2902080		1	I			COVER GP	BreakDown...		View Diagram
- 2902081		1	I			MOUNTING GP	BreakDown...		View Diagram
- 2662155		1	I			HARNASS AS	BreakDown...		View Diagram
DK3324	00	1	I			TRANSFORMER GP	BreakDown...		View Diagram
- 2690459		1	I			TRANSFORMER GP	BreakDown...		View Diagram
DK7200	00	1	I			BREAKER MT FIXING	BreakDown...		View Diagram
- 3047190		1	I			SPACER GP	BreakDown...		View Diagram
DK1967	03	1	I			ELECT MODULAR CONTROL PANEL 3.	BreakDown...		View Diagram
- 2615132		1	I			CONTROL GP	BreakDown...		View Diagram
- 2823239		1	I			DIAGRAM WIRING	BreakDown...		View Diagram
- 2888608		1	I			FIXINGS GP	BreakDown...		View Diagram
- 2823238		1	I	L		DIAGRAM-WIRING	BreakDown...		View Diagram
DK2928	00	1	I			ALARM HORN	BreakDown...		View Diagram
- 2668852		1	I			CONTROL GP	BreakDown...		View Diagram
DK1911	00	1	I			NFPA UPGRADE	BreakDown...		View Diagram
DK6948	01	1	I			OPTION CHASSIS	BreakDown...		View Diagram
- 2668854		1	I			MOUNTING GP	BreakDown...		View Diagram
DK2359	00	1	I			LOW COOLANT LEVEL SHUTDOWN	BreakDown...		View Diagram
- 2679599		1	I			COOLANT GP	BreakDown...		View Diagram
DK4206	01	1	I			LOW COOLANT LEVEL ALARM	BreakDown...		View Diagram
- 2839309		1	I			ALARM GP	BreakDown...		View Diagram
DK2362	00	1	I			VOLTS ADJUST POTENTIOMETER	BreakDown...		View Diagram
- 2668869		1	I			CONTROL GP	BreakDown...		View Diagram
DK0831	00	1	I			SOUND ATTEN ENCLOSURE	BreakDown...		View Diagram
- 2702364		1	I			ENCLOSURE GP-GEN	BreakDown...		View Diagram
- 2991479		1	I			ENCLOSURE GP - GEN	BreakDown...		View Diagram
- 2785984		1	I			SILENCER GP	BreakDown...		View Diagram
- 2696836		1	I			LIFTING GP	BreakDown...		View Diagram
- 2646881		1	I			FILM GP	BreakDown...		View Diagram
- 2839306		1	I			FILM GP	BreakDown...		View Diagram
- 2818755		1	I			MOUNTING GP	BreakDown...		View Diagram
- 2812586		1	I			MOUNTING GP	BreakDown...		View Diagram
- 2695729		1	I			MOUNTING GP	BreakDown...		View Diagram
- 2817449		1	I			DRAIN GP	BreakDown...		View Diagram
- 2836976		1	I			BAFFLE GP	BreakDown...		View Diagram
- 2868846		1	I			DISPOSAL GP	BreakDown...		View Diagram
- 2837133		1	I			SPACER GP	BreakDown...		View Diagram
- 2775665		1	I			PLATE	BreakDown...		View Diagram
- 2837072		1	I			MOUNTING GP-BATT	BreakDown...		View Diagram
DK6888	02	1	I			FUEL TANK BASE	BreakDown...		View Diagram
- 2839297		1	I			TANKBASE GP	BreakDown...		View Diagram
- 2702403		1	I			PLATE GP - CLOSING	BreakDown...		View Diagram
- 2826402		1	I			FUEL LINES	BreakDown...		View Diagram
- 2702402		1	I			MOUNTING GP	BreakDown...		View Diagram
DK4647	00	1	I			BATTERY CHARGER 10 AMP UL	BreakDown...		View Diagram
- 2854981		1	I			TERMINAL GP	BreakDown...		View Diagram
- 2686181		1	I			MOUNTING GP-CHAR	BreakDown...		View Diagram
- 2702908		1	I			MTG GP - PANEL	BreakDown...		View Diagram
DK4363	00	1	I			JACKET WATER COOLANT HEATER	BreakDown...		View Diagram
- 2874954		1	I			COOLANT GP	BreakDown...		View Diagram
1800RPM	F	1	I			1800 RPM	BreakDown...		View Diagram
60HZ	F	1	I			60 HZ	BreakDown...		View Diagram
AVR14	F	1	I			AREP EXCITATION SYSTEM	BreakDown...		View Diagram

126 results found, displaying 1 to 126

Reference Number	Eng Chg	Quantity	ASM	LESS 	Set Type	Description	BreakDown...	Reference Drawing	SIS Part Diagram 
BLP1S	F	1	I			SINGLE POINT LIFT STD	BreakDown...		View Diagram
CAEB	F	1	I			SOUND ATTENUATED ENCLOSURE (B)	BreakDown...		View Diagram
CAN	F	1	I			CANOPIED SILENCER SYSTEM	BreakDown...		View Diagram
CAT	F	1	I			CAT YELLOW / BLACK	BreakDown...		View Diagram
CPC1	F	1				CPC1	BreakDown...		View Diagram
EMCP32	F	1	I			EMCP3.2 COMMON CONTROL PANEL	BreakDown...		View Diagram
ENGLISH	F	1	I			ENGLISH LANGUAGE	BreakDown...		View Diagram
FCUL2E	F	1	I			UL LISTED FUEL TANK 24HR (E)	BreakDown...		View Diagram
FSS2S	F	1	I			LOW FUEL LEVEL ALARM STD	BreakDown...		View Diagram
GOVE9	F	1	I			ADEM GOVERNOR	BreakDown...		View Diagram
NACERT	F	1	I			UL2200 LISTING AND CSA CERT	BreakDown...		View Diagram
NFPA	F	1	I			NFPA 110 UPGRADE	BreakDown...		View Diagram
PAA1	F	1	I			LOCAL ALARM HORN C/W MUTE	BreakDown...		View Diagram
PBC10UL	F	1	I			BATTERY CHARGER UL 10A	BreakDown...		View Diagram
PFS2S	F	1	I			PW LOW FUEL LEVEL ALARM STD	BreakDown...		View Diagram
PSV1	F	1	I			VOLTAGE ADJUST POTENTIOMETER	BreakDown...		View Diagram
STD	F	1	I			SINGLE 3 POLE UL BREAKER	BreakDown...		View Diagram
TSTR	F	1	I			FACTORY TEST REPORT	BreakDown...		View Diagram
VAC120	F	1	I			120	BreakDown...		View Diagram
WA1C	F	1	I			50%	BreakDown...		View Diagram
WCA1	F	1	I			LOW COOLANT TEMP ALARM	BreakDown...		View Diagram
WHH	F	1	I			COOLANT HEATER	BreakDown...		View Diagram
0V1065		1	I			END USE: GENERAL EPG	BreakDown...		View Diagram
WSS1	F	1	I			LOW COOLANT SHUTDOWN CIRCUIT	BreakDown...		View Diagram
0P1530		1	I			GENERATOR TEST REPORT	BreakDown...		View Diagram
MSCEC72	F	1	I			COMMERCIAL BUSINESSES	BreakDown...		View Diagram
MSNRXQE	F	1	I			EP-NON RENTAL (ENCLOSED)	BreakDown...		View Diagram
DK2116	00	1	I			ENGLISH LANGUAGE OPTION	BreakDown...		View Diagram
MWCODEF	F	1	I			STANDBY POWER	BreakDown...		View Diagram
2546314		1	I			ELEK GP	BreakDown...		View Diagram
KVA0156	F	1	I			156 KVA W/FAN	BreakDown...		View Diagram
STANDBY	F	1	I			STANDBY POWER APPLICATION 02	BreakDown...		View Diagram

Caterpillar Confidential: **Green**

Content Owner: Commercial Processes Division

Web Master(s): [PSG Web Based Systems Support](#)

Current Date: 12/31/2019, 7:36:33 AM

© Caterpillar Inc. 2019 All Rights Reserved.

[Data Privacy Statement](#).