

ORDER INVOICE WITH ENGINEERING BREAKDOWN [EBG00509]

DECEMBER 11, 2019

(EBG00509)-ENGINE (G4W00683)-GENERATOR (SBG00562)-GENSET

For Help Desk Phone Numbers [Click here](#)

⚠ Caution Ordering Parts from TMI Order Invoice with Engineering Breakdown

Order Invoice with Engineering Breakdown information is provided by the orders system, once you click breakdown of a part, TMI pulls the information from the Engineering Data System (EDS).

EDS is not a manufacturing bill of material system but a engineering part in effect system. TMI uses the built date and calls EDS to pull the part in effect at that time.

Recently, TMI added an as manufactured tab. This tab provides the consist as reported from the engine factory. This data is limited but growing for new manufactured engines. To see an example enter "AT400559"

As-Manufactured tab is refreshed with correct data. The history records as well as the current data with wrong details are deleted. From 28th march 2019, TMI is maintaining only current data which possesses correct details.

To validate you are ordering a correct part, TMI encourages you to contact Morton Parts. 800-566-7782 or <https://pscrmwebforms.cat.com/GDSNquickentry.aspx>

The below option will email full breakdown of the serial number

Excel PDF

FullBreakDown

Sales Model: 3512C

Invoice Number: GE 625022

Dealer: H190

S.O. Number: DNGYN00

Invoice Date: 2008-11-05

[Feature Code](#)


[Part Numbers](#)

[Ship Loose](#)


[Help](#)

Feature Codes [Top](#)

36 results found, displaying 1 to 36



Reference Number	Eng Chg	Quantity	ASM	LESS 	Set Type	Reference Drawing	Description
512DE6C	F	1	I			Drawing...	3512C, 60HZ, 1800RPM PGS 6C
OGNPMK8	F	1	I			Drawing...	GEN 824 FRAME PM 1 BRG K8
RPA0310	F	1	I				697/1B FRAME GEN REML RPA0310
ULLIST	F	1	I			Drawing...	UL 2200 LISTED PACKAGE GEN SET
PFF0001	F	1	S			Drawing...	PRIMARY FUEL FILTER
FWS0004	F	1	S			Drawing...	WATER SEPARATOR
VIBRM07	F	1	S				VIBRATION ISOLATORS REMOVAL 07
BATRM03	F	1	I				STANDARD BATTERY REMOVAL

36 results found, displaying 1 to 36



Reference Number	Eng Chg	Quantity	ASM	LESS 	Set Type	Reference Drawing	Description
NGRDCNN	F	1	I				GROUNDING CONNECTION RH-LH
ELSM246	F	1	I			Drawing...	HD ELEC STRTNG MOTOR DUAL 24V
JWHD004	F	1	I				*OLD* JACKET WATER HTR-DUAL
BAT2417	F	1	S			Drawing...	24V BAT SET-DRY-2600 CCA
EMCP33A	F	1	I				EMCP 3.3 CONTROL PANEL - MUI
ANNNFPA	F	1	I				1ST LOCAL ANN NFPA 110/CSA282
CT30006	F	1	I				CURRENT TRANSF., 3000:5 RATIO
UIPBRHS	F	1	I			Drawing...	CONTROL PANEL MOUNTING - RH
ANNUNSL	F	1	S			Drawing...	REMOTE ANN NFPA99/CSA282 (1)
CUSTCNL	F	1	I			Drawing...	CUSTOMER CONNECTION MTG - LH
AUXPNLB	F	1	I				AUXILIARY PLATE MOUNTING -REAR
BOTCBLR	F	1	I			Drawing...	BOTTOM CBL ENTRY NO SHROUD STD
BUSBL6S	F	1	I				BUS BARS NEMA 5000A LV RIGHT
CERTIF2	F	1	I				TIER2 NONROAD MOBILE COMPLIANT
NOENCPB	F	1	I			Drawing...	NO ENCLOSURE REAR (STANDARD)
NOENCPL	F	1	I			Drawing...	NO ENCLOSURE LEFT (STANDARD)
60H0480	F	1	I			Drawing...	60HZ 480 VOLTS
TRSGEN2	F	1	I				PGS TEST REPORT @ 1.0 PF
MSEPGGN	F	1	I				GENERAL EPG (NON-ENCLOSED)
MSCEC71	F	1	I				COMMUNICATIONS
MWCODEF	F	1	I				STANDBY POWER
KW01500	F	1	I				1500 EKW W/FAN
LANENGO	F	1	I				ENGLISH LANGUAGE OPTION
STANDBY	F	1	I				STANDBY POWER APPLICATION 02
3512C	F	1	I			Drawing...	DIESEL ENGINE
CERTSTA	F	1	I				STATIONARY APPLICATION USE
CERTUSA	F	1	I				INSIDE US EPA LOCATIONS
2745581	F	1	I	L			CONNECTION GP-G

Part Numbers [Top](#)



152 results found, displaying 1 to 152

Reference Number	Eng Chg	Quantity	ASM	LESS 	Set Type	Description	BreakDown...	Reference Drawing	SIS Part Diagram 
GP0920	08	1	I			3512C GLOBAL PKG-1800 RPM	BreakDown...	Drawing...	View Diagram
512DE6C	F	1	I			3512C, 60HZ, 1800RPM PGS 6C	BreakDown...		View Diagram
2711454	00	1	I			GENERAL ARRANGEMENT	BreakDown...		View Diagram
2673949	11	1	I			ENGINE AR-3512C	BreakDown...		View Diagram
2057860	10	1	I			FILM GP - 17 DIGIT PIN	BreakDown...		View Diagram
3L0284		1	I			*****TEST - PKG GEN SET*****	BreakDown...		View Diagram
2525590	02	1	I			INSTALLATION AR	BreakDown...		View Diagram
3L0414		1	I			SINGLE BEARING GEN ALIGN-3500	BreakDown...		View Diagram



152 results found, displaying 1 to 152

Reference Number	Eng Chg	Quantity	ASM	LESS 	Set Type	Description	BreakDown...	Reference Drawing	SIS Part Diagram 
2527405	00	1	I			***** TEST - GEN ELE SYS LE *	BreakDown...		View Diagram
7W0825	01	2	S			BATTERY CABLES	BreakDown...		View Diagram
3N7056	00	2	S			BATTERY RACK	BreakDown...		View Diagram
2400740	02	1	I			SWITCH GP-DISC	BreakDown...		View Diagram
2450000	02	1	I			BOX GP-BASIC	BreakDown...		View Diagram
2450087	06	1	I			MOUNTING GP-MAIN BOX	BreakDown...		View Diagram
2450095	01	1	I			CONTROL GP-CDVR	BreakDown...		View Diagram
2450082	04	1	I			MOUNTING GP-CDVR	BreakDown...		View Diagram
2527367	01	3	I			MOUNTING GP-PANEL	BreakDown...		View Diagram
2527409	03	1	I			MOUNTING GP-LADDER CLIPS	BreakDown...		View Diagram
2450092	02	1	I			CONNECTION GP	BreakDown...		View Diagram
2450003	06	1	I			BOX GP-SIDE EXTENSION	BreakDown...		View Diagram
2527438	03	2	I			COVER GP	BreakDown...		View Diagram
2527343	03	1	I			MOUNTING GP-BUS BAR	BreakDown...		View Diagram
2527372	02	1	I			WIRING GP-CTS	BreakDown...		View Diagram
2527700	00	1	I			PLUG	BreakDown...		View Diagram
2527418	03	1	I			WIRING GP-VOLTAGE SENSING	BreakDown...		View Diagram
2527556	00	1	I			COVER GP	BreakDown...		View Diagram
2606666	06	1	I			CONNECTION GP	BreakDown...		View Diagram
2450001	00	1	I			CONSOLE GP-REAR	BreakDown...		View Diagram
2450013	02	1	I			COVER GP-REAR	BreakDown...		View Diagram
2450007	02	2	I			COVER GP-SIDE	BreakDown...		View Diagram
2450023	01	1	I			COVER GP-FRONT BOX	BreakDown...		View Diagram
2450027	03	1	I			COVER GP	BreakDown...		View Diagram
2450096	00	1	I			COVER GP-SIDE EXTENSION BOTTOM	BreakDown...		View Diagram
2450025	00	1	I			COVER GP-SIDE ROOF	BreakDown...		View Diagram
2592168	03	1	I			SENSOR GP-TEMPERATURE	BreakDown...		View Diagram
2450024	00	1	I			COVER GP-MAIN ROOF	BreakDown...		View Diagram
2450031	03	1	I			MTG GP-HARNESS	BreakDown...		View Diagram
2527400	01	1	I			NOTE-BUSS BAR MOUNTING	BreakDown...		View Diagram
2124694	01	1	I			DRIVE GP - FAN	BreakDown...		View Diagram
2509694	04	1	I			OUTLET CONNECTIONS GP.	BreakDown...		View Diagram
5P2586	05	333	I			OIL-BULK-1 LITER: DO NOT DRAIN	BreakDown...		View Diagram
1473738	02	1	I			OIL SAMPLING VALVE	BreakDown...	Drawing...	View Diagram
7N6782	07	1	I			RESTRICTION INDICATOR	BreakDown...	Drawing...	View Diagram
2504644	00	1	I			MTG GP-ACL	BreakDown...		View Diagram
2504642	04	1	I			LINES GP-AIR	BreakDown...		View Diagram
1151062	04	1	I			FUEL PRIMING PUMP RH	BreakDown...	Drawing...	View Diagram
1209818	06	2	I			FUMES DISPOSAL	BreakDown...		View Diagram
1979052	00	1	I			GUARD GP - DAMPER	BreakDown...		View Diagram
7W6669	01	1	I			GUARD GP - DAMPER	BreakDown...		View Diagram
5P2506	00	1	S			LITERATURE - ENGLISH	BreakDown...	Drawing...	View Diagram
3N8594	06	5	I			COVER GP-ENG/GEN LIFT EYE	BreakDown...		View Diagram



152 results found, displaying 1 to 152

Reference Number	Eng Chg	Quantity	ASM	LESS 	Set Type	Description	BreakDown...	Reference Drawing	SIS Part Diagram 
2832546	04	1	S			LINES GP-AIR	BreakDown...		View Diagram
3073522	01	1	I			FASTENER GP-GROUND	BreakDown...		View Diagram
2410235	00	1	I			WIRING GP	BreakDown...		View Diagram
2862584	00	1	S			LINES GP-FUEL	BreakDown...		View Diagram
2832549	00	1	S			FUMES DISPOSAL	BreakDown...	Drawing...	View Diagram
2703503	03	1	I			RADIATOR GP	BreakDown...		View Diagram
1213356	08	1	I			COOLANT LEVEL SENSOR	BreakDown...		View Diagram
2843741	00	1	I			GUARD GP-LINES	BreakDown...		View Diagram
1012844	04	99	I			COOLANT	BreakDown...		View Diagram
3303343	00	1	I			HARDWARE GP - MTG	BreakDown...		View Diagram
GC4960	00	1	I			GLOBAL-1500 GENERATOR 824/1	BreakDown...	Drawing...	View Diagram
OGNPMK8	F	1	I			GEN 824 FRAME PM 1 BRG K8	BreakDown...		View Diagram
2628102	00	1	I			GENERATOR ARR-SR4B-GD	BreakDown...		View Diagram
2458721	01	1	I			RAIL GP-ENG SPT	BreakDown...		View Diagram
2444064	02	1	I			MTG GP-RAIL	BreakDown...		View Diagram
2684442	02	1	I			DRAIN GP-OIL	BreakDown...		View Diagram
2693488	03	1	I			COVER GP	BreakDown...		View Diagram
GC4971	00	1	I			1500S GENERATOR REMOVAL	BreakDown...		View Diagram
RPA0310	F	1	I			697/1B FRAME GEN REML RPA0310	BreakDown...		View Diagram
LE0222	04	1	I			UL-2200 FOR ALL 3500	BreakDown...	Drawing...	View Diagram
ULLIST	F	1	I			UL 2200 LISTED PACKAGE GEN SET	BreakDown...		View Diagram
3L0028		1	I			NAMEPLATE	BreakDown...		View Diagram
3L0043		1	I			GSC + SETPOINT INFORMATION-UL	BreakDown...		View Diagram
LE0195	01	1	I			PRIMARY FUEL FILTER	BreakDown...		View Diagram
PFF0001	F	1	S			PRIMARY FUEL FILTER	BreakDown...		View Diagram
8N6435	02	1	S			PRIMARY FUEL FILTER	BreakDown...	Drawing...	View Diagram
LE0196	01	1	I			FUEL WATER SEPARATOR	BreakDown...	Drawing...	View Diagram
FWS0004	F	1	S			WATER SEPARATOR	BreakDown...		View Diagram
2337973	01	1	S			SEPARATOR GP	BreakDown...	Drawing...	View Diagram
GZ0281	00	1	I			VIBRATION ISOLATOR REMOVAL	BreakDown...		View Diagram
VIBRM07	F	1	S			VIBRATION ISOLATORS REMOVAL 07	BreakDown...		View Diagram
LE0951	04	1	I			REMOVAL AR, BATTERIES,	BreakDown...		View Diagram
BATRM03	F	1	I			STANDARD BATTERY REMOVAL	BreakDown...		View Diagram
NGRDCNN	F	1	I			GROUNDING CONNECTION RH-LH	BreakDown...		View Diagram
LE0174	02	1	I			HD ELEC STRTNG MOTOR DUAL 24V	BreakDown...	Drawing...	View Diagram
ELSM246	F	1	I			HD ELEC STRTNG MOTOR DUAL 24V	BreakDown...		View Diagram
8N3896	19	1	I			ELECTRIC STARTING MOTOR 24VDC	BreakDown...	Drawing...	View Diagram
2427068	00	1	I			WIRING GP	BreakDown...		View Diagram
LE0213	01	1	I			HEATER AR - JACKET WATER	BreakDown...		View Diagram
JWHD004	F	1	I			*OLD* JACKET WATER HTR-DUAL	BreakDown...		View Diagram
1369370	06	1	I			MOUNTING GP-JW	BreakDown...		View Diagram
1666653	07	1	I			MOUNTING GP - JW HEATER	BreakDown...		View Diagram
2006504	02	2	I			HEATER GP-JW	BreakDown...	Drawing...	View Diagram

152 results found, displaying 1 to 152


Reference Number	Eng Chg	Quantity	ASM	LESS 	Set Type	Description	BreakDown...	Reference Drawing	SIS Part Diagram 
LE7541	00	1	I			24V BAT SET-DRY-2600 CCA	BreakDown...		View Diagram
BAT2417	F	1	S			24V BAT SET-DRY-2600 CCA	BreakDown...		View Diagram
7L7872	09	2	S			24 VOLT BATTERY SET - DRY	BreakDown...		View Diagram
GC3238	01	1	I			EMCP3.3	BreakDown...	Drawing...	View Diagram
EMCP33A	F	1	I			EMCP 3.3 CONTROL PANEL - MUI	BreakDown...		View Diagram
2546368	06	1	I			ELEK GP-A6001	BreakDown...		View Diagram
2450030	08	1	I			CONTROL GP	BreakDown...		View Diagram
2450035	11	1	I			BOX GP	BreakDown...		View Diagram
2449655	01	1	S			INSTRUCTIONS (REGISTER LIST)	BreakDown...		View Diagram
GC2959	02	1	I			NFPA 99-110/CSA 282	BreakDown...		View Diagram
ANNNFPA	F	1	I			1ST LOCAL ANN NFPA 110/CSA282	BreakDown...		View Diagram
2527553	01	1	I			CONTROL GP	BreakDown...		View Diagram
2714524	00	1	I			INSTRUCTIONS	BreakDown...	Drawing...	View Diagram
2527480	00	1	I			CONNECTION GP	BreakDown...		View Diagram
3003728	01	1	I			FILM GP	BreakDown...		View Diagram
GC2902	00	1	I			Mounting Gp-CT (3000:5)	BreakDown...		View Diagram
CT30006	F	1	I			CURRENT TRANSF., 3000:5 RATIO	BreakDown...		View Diagram
2527331	03	1	I			MTG GP-TRANSFORMER	BreakDown...		View Diagram
GC2929	00	1	I			Control Panel Mounting EUI-RH	BreakDown...		View Diagram
UIPBRHS	F	1	I			CONTROL PANEL MOUNTING - RH	BreakDown...		View Diagram
2527391	00	1	I			INSTRUCTIONS	BreakDown...		View Diagram
GC2964	01	1	I			NFPA 99-110/CSA 282	BreakDown...	Drawing...	View Diagram
ANNUNSL	F	1	S			REMOTE ANN NFPA99/CSA282 (1)	BreakDown...		View Diagram
2527504	05	1	S			CONTROL GP	BreakDown...		View Diagram
GC2933	00	1	I			CUSTOMER CONNECTION	BreakDown...		View Diagram
CUSTCNL	F	1	I			CUSTOMER CONNECTION MTG - LH	BreakDown...		View Diagram
2527393	00	1	I			NOTE-AC/DC CONTROL PANEL MTG	BreakDown...		View Diagram
GC2938	00	1	I			Auxiliary Plate Mounting - REA	BreakDown...		View Diagram
AUXPNLB	F	1	I			AUXILIARY PLATE MOUNTING -REAR	BreakDown...		View Diagram
2527398	02	1	I			INSTRUCTIONS-GOV	BreakDown...		View Diagram
GC2501	01	1	I			BOTTOM CABLE ENTRY (NO SHROUD)	BreakDown...		View Diagram
BOTCBLR	F	1	I			BOTTOM CBL ENTRY NO SHROUD STD	BreakDown...		View Diagram
2527502	05	1	I			.INSTRUCTIONS-AIR	BreakDown...	Drawing...	View Diagram
BUSBL6S	F	1	I			BUS BARS NEMA 5000A LV RIGHT	BreakDown...		View Diagram
CERTIF2	F	1	I			TIER2 NONROAD MOBILE COMPLIANT	BreakDown...		View Diagram
NOENCPB	F	1	I			NO ENCLOSURE REAR (STANDARD)	BreakDown...		View Diagram
NOENCPL	F	1	I			NO ENCLOSURE LEFT (STANDARD)	BreakDown...		View Diagram
5N9597		1	I			60HZ 480 VOLTS	BreakDown...		View Diagram
60H0480	F	1	I			60HZ 480 VOLTS	BreakDown...		View Diagram
5N9679	06	1	I			FACTORY TEST REPORT	BreakDown...		View Diagram
TRSGEN2	F	1	I			PGS TEST REPORT @ 1.0 PF	BreakDown...		View Diagram
0V1065		1	I			GENERAL EPG (NON-ENCLOSED)	BreakDown...		View Diagram
MSEPGGN	F	1	I			GENERAL EPG (NON-ENCLOSED)	BreakDown...		View Diagram

152 results found, displaying 1 to 152


Reference Number	Eng Chg	Quantity	ASM	LESS 	Set Type	Description	BreakDown...	Reference Drawing	SIS Part Diagram 
MSCEC71	F	1	I			COMMUNICATIONS	BreakDown...		View Diagram
MWCODEF	F	1	I			STANDBY POWER	BreakDown...		View Diagram
GG0288	01	1	I			1500 EKW W/FAN	BreakDown...		View Diagram
KW01500	F	1	I			1500 EKW W/FAN	BreakDown...		View Diagram
0K7015		1	I			1645 BKW (2206 BHP) @ 1800 RPM	BreakDown...		View Diagram
0V3462		1	I			EPA TIER II - NONROAD	BreakDown...		View Diagram
CA0866	07	1	I			ENGLISH LANGUAGE OPTION	BreakDown...		View Diagram
LANENGO	F	1	I			ENGLISH LANGUAGE OPTION	BreakDown...		View Diagram
STANDBY	F	1	I			STANDBY POWER APPLICATION 02	BreakDown...		View Diagram
3512C	F	1	I			DIESEL ENGINE	BreakDown...		View Diagram
CERTSTA	F	1	I			STATIONARY APPLICATION USE	BreakDown...		View Diagram
CERTUSA	F	1	I			INSIDE US EPA LOCATIONS	BreakDown...		View Diagram
0V2329		1	I			PRODUCTION CORRECTION	BreakDown...		View Diagram
2745581	F	1	I	L		CONNECTION GP-G	BreakDown...		View Diagram
3088369	01	1	I			CONNECTION GP-G	BreakDown...		View Diagram

Ship Loose [Top](#)


89 results found, displaying 1 to 89

Reference Number	Eng Chg	Quantity	ASM	LESS 	Set Type	Description	BreakDown...
		6	S				BreakDown...
ESO		1	S			(PRNT ESO COPY)	BreakDown...
PML		1	S			CHK PM FOR FILMS	BreakDown...
0S1594		2	S			BOLT	BreakDown...
1L3769		1	S			RING-RETAINING	BreakDown...
1W0531		1	S			BASE-PRIM F FIL	BreakDown...
1W8129		1	S			SUPPORT	BreakDown...
2H3429		1	S			RING-RETAINING	BreakDown...
2J0157		1	S			SEAL-O RING	BreakDown...
2N2107		3	S			CLIP	BreakDown...
2N8928		10	S			CLIP-LOOP	BreakDown...
2P1293		2	S			LOCKNUT-BULKHEAD	BreakDown...
2V7397		2	S			CABLE AS	BreakDown...
2W1745		2	S			SPACER	BreakDown...
3K1715		2	S			CABLE AS	BreakDown...
3N7054		2	S			SUPPORT AS-BAT	BreakDown...
3N7055		2	S			BOARD	BreakDown...
3N7056		1	S			SUPPORT GP-BAT	BreakDown...
3V6785		2	S			CABLE AS	BreakDown...
4L6454		1	S			BOLT	BreakDown...

89 results found, displaying 1 to 89

Reference Number	Eng Chg	Quantity	ASM	LESS 	Set Type	Description	BreakDown...
4P0692		2	S			CLAMP AS	BreakDown...
5P0597		2	S			CLAMP-HOSE	BreakDown...
5P1076		10	S			WASHER-HARD	BreakDown...
5P1472		810	S			HOSE	BreakDown...
5P2228		2	S			BOLT	BreakDown...
5P2566		2	S			BOLT	BreakDown...
6L4502		1	S			PROD MARKING SYS	BreakDown...
6V8182		32	S			NUT-FULL	BreakDown...
6V8188		10	S			NUT-FULL	BreakDown...
6V8189		8	S			NUT-FULL	BreakDown...
6V8801		8	S			NUT	BreakDown...
6V8997		2	S			UNION-FACE SEAL	BreakDown...
6V9746		5	S			SEAL-O RING	BreakDown...
6V9853		1	S			ELBOW-90 DEG	BreakDown...
7H9678		1	S			RETAINER-ELEMENT	BreakDown...
7L7872		1	S			BATTERY GP -B	BreakDown...
7N1628		1	S			NUT	BreakDown...
7N5274		2	S			COVER-TERMINAL	BreakDown...
7S9323		1	S			SPRING	BreakDown...
7W0825		1	S			CABLE GP	BreakDown...
7X0297		2	S			BOLT	BreakDown...
7X0368		24	S			BOLT	BreakDown...
7X0370		8	S			BOLT	BreakDown...
7X0440		8	S			BOLT	BreakDown...
8H2778		1	S			SEAL-RING	BreakDown...
8H7202		1	S			CASE AS-F FIL	BreakDown...
8L8413		4	S			STRAP-CABLE	BreakDown...
8N0869		2	S			COVER-TERMINAL	BreakDown...
8N1663		2	S			BOOT	BreakDown...
8N1725		2	S			COVER-TERMINAL	BreakDown...
8N6435		1	S			FILTER GP-PRIM F	BreakDown...
8T4223		8	S			WASHER-HARD	BreakDown...
8T4224		16	S			WASHER-HARD	BreakDown...
8T4896		18	S			WASHER-HARD	BreakDown...
8T4994		64	S			WASHER-HARD	BreakDown...
8T8917		6	S			BOLT	BreakDown...
8T9101		2	S			BOLT	BreakDown...
9B7237		8	S			BOLT	BreakDown...
9G0003		2	S			COVER-TERMINAL	BreakDown...
9G0004		2	S			COVER-TERMINAL	BreakDown...
9G8140		1	S			SPACER	BreakDown...
9G8909		2	S			COVER-TERMINAL	BreakDown...
9M2342		1	S			SCREEN AS-FILTER	BreakDown...

89 results found, displaying 1 to 89

Reference Number	Eng Chg	Quantity	ASM	LESS 	Set Type	Description	BreakDown...
9X9730		4	S			BATTERY-12 VOLT	BreakDown...
1611528		3	S			BRACKET	BreakDown...
1760028		1	S			BRACKET	BreakDown...
2337973		1	S			SEPARATOR GP	BreakDown...
2527504		1	S			ALARM GP-BASIC	BreakDown...
2556264		1	S			GASKET	BreakDown...
2822602		1	S			BRACKET	BreakDown...
2826664		2	S			BELLOWS	BreakDown...
2826678		1	S			BRACKET	BreakDown...
2826684		1	S			BRACKET	BreakDown...
2828532		1	S			BRACKET	BreakDown...
2828535		2	S			U-BOLT	BreakDown...
2832546		1	S			LINES GP-AIR	BreakDown...
2832549		1	S			DISPOSAL GP-FUME	BreakDown...
2858515		1	S			BRACKET	BreakDown...
2859158		1	S			TUBE AS	BreakDown...
2862182		1	S			HOSE AS	BreakDown...
2862185		1	S			HOSE AS	BreakDown...
2862500		1	S			ADAPTER AS	BreakDown...
2862584		1	S			LINES GP-FUEL	BreakDown...
3184305		4	S			SPACER	BreakDown...
REN7885		1	S			SCHEM	BreakDown...
SEBU6251		1	S			LUBE	BreakDown...
SEBU8111		2	S			OMM	BreakDown...
SELF5419		2	S			WARRANTY	BreakDown...
SERP4370		1	S			PTSCD	BreakDown...

Caterpillar Confidential: **Green**

Content Owner: Commercial Processes Division

Web Master(s): [PSG Web Based Systems Support](#)

Current Date: 12/11/2019, 7:31:37 AM

© Caterpillar Inc. 2019 All Rights Reserved.

[Data Privacy Statement.](#)