

# ORDER INVOICE WITH ENGINEERING BREAKDOWN [7WG00687]

OCTOBER 09, 2019

(7WG00687)-ENGINE (CEA00438)-GENERATOR (CCB00621)-GENSET

For Help Desk Phone Numbers [Click here](#)

**⚠ Caution Ordering Parts from TMI Order Invoice with Engineering Breakdown**

Order Invoice with Engineering Breakdown information is provided by the orders system, once you click breakdown of a part, TMI pulls the information from the Engineering Data System (EDS).

EDS is not a manufacturing bill of material system but a engineering part in effect system. TMI uses the built date and calls EDS to pull the part in effect at that time.

Recently, TMI added an as manufactured tab. This tab provides the consist as reported from the engine factory. This data is limited but growing for new manufactured engines. To see an example enter "AT400559"

As-Manufactured tab is refreshed with correct data. The history records as well as the current data with wrong details are deleted. From 28th march 2019, TMI is maintaining only current data which possesses correct details.

To validate you are ordering a correct part, TMI encourages you to contact Morton Parts. 800-566-7782 or [tech\\_support@cat.com](mailto:tech_support@cat.com)

The below option will email full breakdown of the serial number

Excel  PDF

FullBreakDown

Sales Model: 3456 DIT Invoice Number: GE 312562 Dealer: D340 S.O. Number: NSLPM00 Invoice Date: 2003-02-27

[Feature Code](#)

[Part Numbers](#)

[Help](#)

## Feature Codes [Top](#)

30 results found, displaying 1 to 30

Reference Number	Eng Chg	Quantity	ASM	LESS	Set Type	Reference Drawing	Description
<a href="#">KW00450</a>	F	1	I				450 EKW W/FAN
<a href="#">456DE3D</a>	F	1	I			<a href="#">Drawing...</a>	3456 480/277V 60 HZ
<a href="#">OGNPM3U</a>	F	1	I			<a href="#">Drawing...</a>	GENERATOR 498 FRAME PM
<a href="#">RPA0134</a>	F	1	I				498 FRAME GENERATOR REMOVAL
<a href="#">FTBDW44</a>	F	1	I			<a href="#">Drawing...</a>	IDW FUEL TNK BS-300GAL(1136L)
<a href="#">OVRDG05</a>	F	1	I			<a href="#">Drawing...</a>	DIGITAL VOLTAGE REGULATOR
<a href="#">EMCENGU</a>	F	1	I				ENGLISH DISPLAY UNITS
<a href="#">EMCCPRH</a>	F	1	I			<a href="#">Drawing...</a>	CONTROL PANEL MOUNTING - RH
<a href="#">EMCCAS1</a>	F	1	I			<a href="#">Drawing...</a>	COMMON ALARM/SHUTDOWN
<a href="#">EMCGRR1</a>	F	1	I			<a href="#">Drawing...</a>	GENERATOR RUNNING RELAY
<a href="#">EMCAM07</a>	F	1	I			<a href="#">Drawing...</a>	ALARM MODULE - NFPA 110
<a href="#">EMCLFA1</a>	F	1	I			<a href="#">Drawing...</a>	LOW FUEL LEVEL ALARM INDIC.
<a href="#">EMCRMP5</a>	F	1	I			<a href="#">Drawing...</a>	REM. ANNUNCIATOR MODULE
<a href="#">COLHTR2</a>	F	1	I			<a href="#">Drawing...</a>	JACKETWATER COOLANT HEATER
<a href="#">BATRM01</a>	F	1	I				STANDARD BATTERY REMOVAL
<a href="#">CBK0137</a>	F	1	I				400AMP 3-POLE CIRCUIT BREAKER
<a href="#">PTSREM1</a>	F	1	I				REMOVAL AR-POWER TERM. STRIP
<a href="#">CBRH002</a>	F	1	I			<a href="#">Drawing...</a>	CIRCUIT BREAKER - RH
<a href="#">SHK0001</a>	F	1	I			<a href="#">Drawing...</a>	SPACE HEATER KIT

30 results found, displaying 1 to 30



Reference Number	Eng Chg	Quantity	ASM	LESS	Set Type	Reference Drawing	Description
<a href="#">CNTCT03</a>	F	1	I				CONTACTOR - 240 VOLT
<a href="#">60H0480</a>	F	1	I			<a href="#">Drawing...</a>	60HZ 480 VOLTS
<a href="#">MSEPGGN</a>	F	1	I				GENERAL EPG
<a href="#">TRSGEN7</a>	F	1	I				PGS TEST REPORT @ 0.8 PF
<a href="#">TVATRS1</a>	F	1	I				STD G.S. TVA REPORT
<a href="#">STANDBY</a>	F	1	I				STANDBY POWER APPLICATION
<a href="#">LANENGO</a>	F	1	I				ENGLISH LANGUAGE OPTION
<a href="#">LOWBSFC</a>	F	1	I				LO BSFC
<a href="#">NONULL</a>	F	1	I				NON UL 2200 LISTED PKG GEN SET
<a href="#">EMCPTWO</a>	F	1	I			<a href="#">Drawing...</a>	ELECTRONIC MODULAR CONTROL PNL
<a href="#">BOTCBLE</a>	F	1	I			<a href="#">Drawing...</a>	BOTTOM CABLE ENTRY CIRCUIT BKR

## Part Numbers [Top](#)



116 results found, displaying 1 to 116

Reference Number	Eng Chg	Quantity	ASM	LESS	Set Type	Description	BreakDown...	Reference Drawing	SIS Part Diagram
PP4923	01	1	I			685 BHP 466 GEN KW WOF 60 HZ S	<a href="#">BreakDown...</a>		<a href="#">View Diagram</a>
KW00450	F	1	I			450 EKW W/FAN	<a href="#">BreakDown...</a>		<a href="#">View Diagram</a>
0V2021		1	I			0V2021 EPG SB PRICEMPGM20-00	<a href="#">BreakDown...</a>		<a href="#">View Diagram</a>
0V2035		1	I			0V2035 EPG SA 2001 PGM944-00	<a href="#">BreakDown...</a>		<a href="#">View Diagram</a>
LE7245	02	1	I			ENGINE AR-3456 ATAAC PACKAGE G	<a href="#">BreakDown...</a>	<a href="#">Drawing...</a>	<a href="#">View Diagram</a>
456DE3D	F	1	I			3456 480/277V 60 HZ	<a href="#">BreakDown...</a>		<a href="#">View Diagram</a>
1944797	00	1	I			GENERAL AR-3456 ATAAC GEN SET	<a href="#">BreakDown...</a>		<a href="#">View Diagram</a>
3L0284		1	I			*****TEST - PKG GEN SET*****	<a href="#">BreakDown...</a>		<a href="#">View Diagram</a>
3L0432		1	I			*TEST - PKG GEN SET (EMCP II)*	<a href="#">BreakDown...</a>		<a href="#">View Diagram</a>
3N8594	05	1	I			COVER GP-ENG/GEN LIFT EYE	<a href="#">BreakDown...</a>		<a href="#">View Diagram</a>
5P2506	00	1	I			LITERATURE - ENGLISH	<a href="#">BreakDown...</a>	<a href="#">Drawing...</a>	<a href="#">View Diagram</a>
1195148	01	1	I			COOLANT-LONG LIFE-BULK-1 LITER	<a href="#">BreakDown...</a>		<a href="#">View Diagram</a>
1365937	01	1	I			FLEXIBLE FITTING - ANSI FLANGE	<a href="#">BreakDown...</a>	<a href="#">Drawing...</a>	<a href="#">View Diagram</a>
1422474	07	1	I			SUPPORT GP - BATTERY	<a href="#">BreakDown...</a>		<a href="#">View Diagram</a>
1426947	04	1	I			SENSOR GP-LEVEL-LOW COOLANT	<a href="#">BreakDown...</a>		<a href="#">View Diagram</a>
1545504	03	1	I			CONTROL GP - GOVERNOR	<a href="#">BreakDown...</a>		<a href="#">View Diagram</a>
1580341	02	1	I			FASTENER GP - GENERATOR	<a href="#">BreakDown...</a>		<a href="#">View Diagram</a>
1609605	07	1	I			CLEANER GP - AIR	<a href="#">BreakDown...</a>		<a href="#">View Diagram</a>
1609644	03	1	I			SWITCH GP - DISCONNECT	<a href="#">BreakDown...</a>		<a href="#">View Diagram</a>
1694450	03	1	I			HARNASS ASSEMBLY-WIRING AC	<a href="#">BreakDown...</a>		<a href="#">View Diagram</a>
1708400	04	1	I			COVER GP	<a href="#">BreakDown...</a>		<a href="#">View Diagram</a>
1923492	09	1	I			ENGINE AR-3456 COMPL	<a href="#">BreakDown...</a>		<a href="#">View Diagram</a>
1962772	03	1	I			FUMES DISPOSAL GP	<a href="#">BreakDown...</a>		<a href="#">View Diagram</a>
1967177	04	1	I			CONTROL GP-ELEK	<a href="#">BreakDown...</a>		<a href="#">View Diagram</a>
1967332	01	1	I			BOX GP-JUNCTION	<a href="#">BreakDown...</a>		<a href="#">View Diagram</a>
1989810	07	1	I			BOX GP-EXTENSION	<a href="#">BreakDown...</a>		<a href="#">View Diagram</a>
1996484	02	1	I			WIRING GP	<a href="#">BreakDown...</a>		<a href="#">View Diagram</a>
1997044	01	1	I			TRANSFORMER GP	<a href="#">BreakDown...</a>		<a href="#">View Diagram</a>
2182840	01	1	I			GUARD GP - PULLEY	<a href="#">BreakDown...</a>		<a href="#">View Diagram</a>
2206034	01	1	I			RADIATOR GROUP	<a href="#">BreakDown...</a>		<a href="#">View Diagram</a>
2206036	01	1	I			LINES GP-AIR	<a href="#">BreakDown...</a>		<a href="#">View Diagram</a>
2057860	01	1	I			MOUNTING GP - 17 DIGIT PIN	<a href="#">BreakDown...</a>		<a href="#">View Diagram</a>
CA2523	00	1	I			PM GENERATOR AR-480/440 VOLT 6	<a href="#">BreakDown...</a>	<a href="#">Drawing...</a>	<a href="#">View Diagram</a>
OGNPM3U	F	1	I			GENERATOR 498 FRAME PM	<a href="#">BreakDown...</a>		<a href="#">View Diagram</a>
1944571	00	1	I			GENERATOR 498 FRAME PM	<a href="#">BreakDown...</a>		<a href="#">View Diagram</a>
CA2489	00	1	I			REMOVAL AR-GENERATOR-480/440 V	<a href="#">BreakDown...</a>		<a href="#">View Diagram</a>
RPA0134	F	1	I			498 FRAME GENERATOR REMOVAL	<a href="#">BreakDown...</a>		<a href="#">View Diagram</a>
LE7201	02	1	I			BASE GP-FUEL TANK	<a href="#">BreakDown...</a>	<a href="#">Drawing...</a>	<a href="#">View Diagram</a>
FTBDW44	F	1	I			IDW FUEL TNK BS-300GAL(1136L)	<a href="#">BreakDown...</a>		<a href="#">View Diagram</a>
1690241	03	1	I			CONNECTION GP	<a href="#">BreakDown...</a>		<a href="#">View Diagram</a>

116 results found, displaying 1 to 116

Reference Number	Eng Chg	Quantity	ASM	LESS 	Set Type	Description	BreakDown...	Reference Drawing	SIS Part Diagram 
1959574	03	1	I			LINES GP-DRAIN	<a href="#">BreakDown...</a>		<a href="#">View Diagram</a>
1962947	03	1	I			ENCLOSURE GP	<a href="#">BreakDown...</a>		<a href="#">View Diagram</a>
1967330	00	1	I			MOUNTING GP - JUNCTION BOX	<a href="#">BreakDown...</a>		<a href="#">View Diagram</a>
1991238	00	1	I			WIRING GP	<a href="#">BreakDown...</a>		<a href="#">View Diagram</a>
2178708	00	1	I			LINES GROUP-FUEL	<a href="#">BreakDown...</a>		<a href="#">View Diagram</a>
2188546	01	1	I			BASE GROUP-FUEL TANK	<a href="#">BreakDown...</a>		<a href="#">View Diagram</a>
2206029	00	1	I			LINES GROUP DRAIN	<a href="#">BreakDown...</a>		<a href="#">View Diagram</a>
CA1624	06	1	I			REGULATOR GP-VOLTAGE-DIGITAL	<a href="#">BreakDown...</a>	<a href="#">Drawing...</a>	<a href="#">View Diagram</a>
OVRDG05	F	1	I			DIGITAL VOLTAGE REGULATOR	<a href="#">BreakDown...</a>		<a href="#">View Diagram</a>
1439519	05	1	I			REGULATOR GP - VOLTAGE	<a href="#">BreakDown...</a>		<a href="#">View Diagram</a>
1558893	04	1	I			DROOP KIT	<a href="#">BreakDown...</a>		<a href="#">View Diagram</a>
1933262	02	1	I			HARNES AS	<a href="#">BreakDown...</a>		<a href="#">View Diagram</a>
CA0846	04	1	I			ENGLISH DISPLAY UNITS	<a href="#">BreakDown...</a>		<a href="#">View Diagram</a>
EMCENGU	F	1	I			ENGLISH DISPLAY UNITS	<a href="#">BreakDown...</a>		<a href="#">View Diagram</a>
1214713	00	1	I			ENGLISH DISPLAY UNITS	<a href="#">BreakDown...</a>		<a href="#">View Diagram</a>
CA2308	00	1	I			MOUNTING GP-CONT PANEL (RH)	<a href="#">BreakDown...</a>		<a href="#">View Diagram</a>
EMCCPRH	F	1	I			CONTROL PANEL MOUNTING - RH	<a href="#">BreakDown...</a>		<a href="#">View Diagram</a>
1989185	01	1	I			MOUNTING GP - CONTROL	<a href="#">BreakDown...</a>		<a href="#">View Diagram</a>
1991556	03	1	I			CONNECTION GP	<a href="#">BreakDown...</a>		<a href="#">View Diagram</a>
CA1430	04	1	I			RELAY GP-COMMON ALARM/SHUTDOWN	<a href="#">BreakDown...</a>		<a href="#">View Diagram</a>
EMCCAS1	F	1	I			COMMON ALARM/SHUTDOWN	<a href="#">BreakDown...</a>		<a href="#">View Diagram</a>
1902565	04	1	I			HARNES AS	<a href="#">BreakDown...</a>		<a href="#">View Diagram</a>
2000844	02	1	I			RELAY GP	<a href="#">BreakDown...</a>		<a href="#">View Diagram</a>
CA1619	04	1	I			RELAY GP-RUNNING	<a href="#">BreakDown...</a>		<a href="#">View Diagram</a>
EMCGRR1	F	1	I			GENERATOR RUNNING RELAY	<a href="#">BreakDown...</a>		<a href="#">View Diagram</a>
1902566	04	1	I			HARNES AS	<a href="#">BreakDown...</a>		<a href="#">View Diagram</a>
2000842	02	1	I			RELAY GP	<a href="#">BreakDown...</a>		<a href="#">View Diagram</a>
CA1620	03	1	I			CONTROL GP-ALARM MODULE-NFPA 1	<a href="#">BreakDown...</a>	<a href="#">Drawing...</a>	<a href="#">View Diagram</a>
EMCAM07	F	1	I			ALARM MODULE - NFPA 110	<a href="#">BreakDown...</a>		<a href="#">View Diagram</a>
1716834	06	1	I			CONTROL GP	<a href="#">BreakDown...</a>		<a href="#">View Diagram</a>
EMCLFA1	F	1	I			LOW FUEL LEVEL ALARM INDIC.	<a href="#">BreakDown...</a>		<a href="#">View Diagram</a>
2060320	02	1	I			LOW FUEL LEVEL ALARM INDICATOR	<a href="#">BreakDown...</a>		<a href="#">View Diagram</a>
EMCRMP5	F	1	I			REM. ANNUNCIATOR MODULE	<a href="#">BreakDown...</a>		<a href="#">View Diagram</a>
1311965	02	1	I			CUSTOM REM. ANNUNCIATOR MODULE	<a href="#">BreakDown...</a>		<a href="#">View Diagram</a>
CA2180	04	1	I			HEATER GP-COOLANT (BLOCK HEATE	<a href="#">BreakDown...</a>	<a href="#">Drawing...</a>	<a href="#">View Diagram</a>
COLHTR2	F	1	I			JACKETWATER COOLANT HEATER	<a href="#">BreakDown...</a>		<a href="#">View Diagram</a>
1945280	02	1	I			JACKET WATER HEATER	<a href="#">BreakDown...</a>		<a href="#">View Diagram</a>
2075406	00	1	I			CONNECTION GP -G	<a href="#">BreakDown...</a>		<a href="#">View Diagram</a>
CA0771	06	1	I			BATTERY REMOVAL	<a href="#">BreakDown...</a>		<a href="#">View Diagram</a>
BATRM01	F	1	I			STANDARD BATTERY REMOVAL	<a href="#">BreakDown...</a>		<a href="#">View Diagram</a>
CA3509	02	1	I			BREAKER GP-CIRCUIT-400 AMP-UL	<a href="#">BreakDown...</a>	<a href="#">Drawing...</a>	<a href="#">View Diagram</a>
CBK0137	F	1	I			400AMP 3-POLE CIRCUIT BREAKER	<a href="#">BreakDown...</a>		<a href="#">View Diagram</a>
5N9690		1	I			NOTE-CIRCUIT BREAKER TRIP-400A	<a href="#">BreakDown...</a>		<a href="#">View Diagram</a>
1708333	06	1	I			MOUNTING GP.-BREAKER	<a href="#">BreakDown...</a>		<a href="#">View Diagram</a>
1832484	01	1	I			BREAKER GP.-CIRCUIT	<a href="#">BreakDown...</a>		<a href="#">View Diagram</a>
2126203	02	1	I			COVER GROUP	<a href="#">BreakDown...</a>		<a href="#">View Diagram</a>
2222331	00	1	I			WIRING GROUP	<a href="#">BreakDown...</a>		<a href="#">View Diagram</a>
CA2465	01	1	I			REMOVAL AR-1200 AMPS PTS	<a href="#">BreakDown...</a>		<a href="#">View Diagram</a>
PTSREM1	F	1	I			REMOVAL AR-POWER TERM. STRIP	<a href="#">BreakDown...</a>		<a href="#">View Diagram</a>
CA2479	01	1	I			COVER GP-CIRCUIT BREAKER-RIGHT	<a href="#">BreakDown...</a>	<a href="#">Drawing...</a>	<a href="#">View Diagram</a>
CBRH002	F	1	I			CIRCUIT BREAKER - RH	<a href="#">BreakDown...</a>		<a href="#">View Diagram</a>
5N9696		1	I			NOTE - BOTTOM CABLE ENTRY	<a href="#">BreakDown...</a>		<a href="#">View Diagram</a>
5N9698		1	I			NOTE- SINGLE BREAKER RIGHT	<a href="#">BreakDown...</a>		<a href="#">View Diagram</a>
CA2335	01	1	I			HEATER GP-SPACE	<a href="#">BreakDown...</a>	<a href="#">Drawing...</a>	<a href="#">View Diagram</a>
SHK0001	F	1	I			SPACE HEATER KIT	<a href="#">BreakDown...</a>		<a href="#">View Diagram</a>
2001102	01	1	I			CONNECTION GP - G	<a href="#">BreakDown...</a>		<a href="#">View Diagram</a>
CNTCT03	F	1	I			CONTACTOR - 240 VOLT	<a href="#">BreakDown...</a>		<a href="#">View Diagram</a>

116 results found, displaying 1 to 116

Reference Number	Eng Chg	Quantity	ASM	LESS 	Set Type	Description	BreakDown...	Reference Drawing	SIS Part Diagram 
2096695	00	1	I			CONTACTOR GP	<a href="#">BreakDown...</a>		<a href="#">View Diagram</a>
5N9597		1	I			VOLTAGE INDICATOR 480V, 60HZ	<a href="#">BreakDown...</a>		<a href="#">View Diagram</a>
60H0480	F	1	I			60HZ 480 VOLTS	<a href="#">BreakDown...</a>		<a href="#">View Diagram</a>
0V1065		1	I			END USE: GENERAL EPG	<a href="#">BreakDown...</a>		<a href="#">View Diagram</a>
MSEPGGN	F	1	I			GENERAL EPG	<a href="#">BreakDown...</a>		<a href="#">View Diagram</a>
0P1793		1	I			***GEN SET TEST CHG @ 0.8 PF**	<a href="#">BreakDown...</a>		<a href="#">View Diagram</a>
TRSGEN7	F	1	I			PGS TEST REPORT @ 0.8 PF	<a href="#">BreakDown...</a>		<a href="#">View Diagram</a>
0P9799		1	I			STANDARD GEN SET TVA REPORT	<a href="#">BreakDown...</a>		<a href="#">View Diagram</a>
TVATRS1	F	1	I			STD G.S. TVA REPORT	<a href="#">BreakDown...</a>		<a href="#">View Diagram</a>
9Y8156		1	I			STANDBY POWER APPLICATION	<a href="#">BreakDown...</a>		<a href="#">View Diagram</a>
STANDBY	F	1	I			STANDBY POWER APPLICATION	<a href="#">BreakDown...</a>		<a href="#">View Diagram</a>
CA0866	05	1	I			LANGUAGE MARKINGS-ENGLISH	<a href="#">BreakDown...</a>		<a href="#">View Diagram</a>
LANENGO	F	1	I			ENGLISH LANGUAGE OPTION	<a href="#">BreakDown...</a>		<a href="#">View Diagram</a>
PP4923	01	1	I			685 BHP 466 GEN KW WOF 60 HZ S	<a href="#">BreakDown...</a>		<a href="#">View Diagram</a>
0K2707	00	1	I			511 KW (685 BHP) @ 1800 RPM	<a href="#">BreakDown...</a>		<a href="#">View Diagram</a>
LOWBSFC	F	1	I			LO BSFC	<a href="#">BreakDown...</a>		<a href="#">View Diagram</a>
NONULL	F	1	I			NON UL 2200 LISTED PKG GEN SET	<a href="#">BreakDown...</a>		<a href="#">View Diagram</a>
EMCPTWO	F	1	I			ELECTRONIC MODULAR CONTROL PNL	<a href="#">BreakDown...</a>		<a href="#">View Diagram</a>
BOTCBLE	F	1	I			BOTTOM CABLE ENTRY CIRCUIT BKR	<a href="#">BreakDown...</a>		<a href="#">View Diagram</a>

Caterpillar Confidential: **Green**

Content Owner: Commercial Processes Division

Web Master(s): [PSG Web Based Systems Support](#)

Current Date: 10/9/2019, 12:17:23 PM

© Caterpillar Inc. 2019 All Rights Reserved.

[Data Privacy Statement.](#)