

ORDER INVOICE WITH ENGINEERING BREAKDOWN [S9L03658]

SEPTEMBER 25, 2019

(S9L03658)-ENGINE (G5A04647)-GENERATOR (C9E02385)-GENSET

For Help Desk Phone Numbers [Click here](#)

⚠ Caution Ordering Parts from TMI Order Invoice with Engineering Breakdown

Order Invoice with Engineering Breakdown information is provided by the orders system, once you click breakdown of a part, TMI pulls the information from the Engineering Data System (EDS).

EDS is not a manufacturing bill of material system but a engineering part in effect system. TMI uses the built date and calls EDS to pull the part in effect at that time.

Recently, TMI added an as manufactured tab. This tab provides the consist as reported from the engine factory. This data is limited but growing for new manufactured engines.To see an example enter "AT400559"

As-Manufactured tab is refreshed with correct data. The history records as well as the current data with wrong details are deleted. From 28th march 2019, TMI is maintaining only current data which possesses correct details.

To validate you are ordering a correct part, TMI encourages you to contact Morton Parts. 800-566-7782 or tech_support@cat.com

The below option will email full breakdown of the serial number

Excel PDF

FullBreakDown

Sales Model: C9 Invoice Number:GE 658937 Dealer: B360 S.O. Number: FHBHX00 Invoice Date: 2011-01-23

[Feature Code](#)

[Part Numbers](#)

[Ship Loose](#)

[Help](#)

Feature Codes [Top](#)

33 results found, displaying 1 to 33

Reference Number	Eng Chg	Quantity	ASM	LESS		Set Type	Reference Drawing	Description
C09DE33	F	1	I					C9 480V 60 HZ PKG GEN SET 33
EMCP32	F	1	I				Drawing...	EMCP 3.2 CONTROL PANEL
EMCLAM1	F	1	I				Drawing...	NFPA99-110/CSA282 LOCAL ANNUN
EMCCAS2	F	1	I					COMMON ALARM/SHUTDOWN RELAY
EMCGRR2	F	1	I					GENERATOR RUNNING RELAY
RELEBT1	F	1	I					RELAY END BLOCK TERMINALS
CCM0005	F	1	I					SECONDARY COMMUNICATIONS LINK
CBK3P74	F	1	I					FIRST CIRCUIT BREAKER
EMCRAM1	F	1	S					REM ANNUNCIATOR 99/110 (1 - 2)
FTBDW60	F	1	I				Drawing...	IDW FUEL TNK BS-400GAL(1520L)6
JWH0027	F	1	I				Drawing...	JACKET WATER HEATER 2KW-240VAC
FLSW004	F	1	I					FUEL LEVEL SWITCH-400 GAL
FLN0005	F	1	I					FLEXIBLE FUEL LINES 05
OVRAU13	F	1	I					ANALOG VOLTAGE REGULATOR
EMCOC01	F	1	I					OPTION CHASSIS 01
EMCOC02	F	1	I					OPTION CHASSIS 02
CNTHTR1	F	1	I					CONTROL GP-HEATER 110V
TURGP01	F	1	I				Drawing...	TURRET GP - 800 AMP
BAT2425	F	1	I					24 VOLT BATT SET-DRY-950CCA

33 results found, displaying 1 to 33



Reference Number	Eng Chg	Quantity	ASM	LESS	Set Type	Reference Drawing	Description
ENCWP52	F	1	I			Drawing...	WEATHER PROT ENCL-CRIT-YELLOW
EMCCPRR	F	1	I				CONTROL PANEL MOUNTING - REAR
EMCLFA2	F	1	I				LOW FUEL LEVEL ALARM
60H0480	F	1	I			Drawing...	60HZ 480 VOLTS
CERTESE	F	1	I				EPA STATIONARY EMERGENCY
STANDBY	F	1	I				STANDBY POWER APPLICATION
TRSGEN7	F	1	I				PGS TEST REPORT @ 0.8 PF
MWCODEF	F	1	I				STANDBY POWER
MSCEC72	F	1	I				COMMERCIAL BUSINESSES
KW00200	F	1	I				200 EKW W/FAN
MSEPGGN	F	1	I				GENERAL EPG (NON-ENCLOSED)
LANENGO	F	1	I				ENGLISH LANGUAGE OPTION
ESCNONE	F	1	I				NO EXTENDED SERVICE COVERAGE
NONULL	F	1	I				NON UL 2200 LISTED PKG GEN SET

Part Numbers [Top](#)



144 results found, displaying 1 to 144

Reference Number	Eng Chg	Quantity	ASM	LESS	Set Type	Description	BreakDown...	Reference Drawing	SIS Part Diagram
C09DE33	F	1	I			C9 480V 60 HZ PKG GEN SET 33	BreakDown...		View Diagram
EMCP32	F	1	I			EMCP 3.2 CONTROL PANEL	BreakDown...		View Diagram
EMCLAM1	F	1	I			NFPA99-110/CSA282 LOCAL ANNUN	BreakDown...		View Diagram
EMCCAS2	F	1	I			COMMON ALARM/SHUTDOWN RELAY	BreakDown...		View Diagram
EMCGRR2	F	1	I			GENERATOR RUNNING RELAY	BreakDown...		View Diagram
RELEBT1	F	1	I			RELAY END BLOCK TERMINALS	BreakDown...		View Diagram
CCM0005	F	1	I			SECONDARY COMMUNICATIONS LINK	BreakDown...		View Diagram
CBK3P74	F	1	I			FIRST CIRCUIT BREAKER	BreakDown...		View Diagram
EMCRAM1	F	1	S			REM ANNUNCIATOR 99/110 (1 - 2)	BreakDown...		View Diagram
FTBDW60	F	1	I			IDW FUEL TNK BS-400GAL(1520L)6	BreakDown...		View Diagram
JWH0027	F	1	I			JACKET WATER HEATER 2KW-240VAC	BreakDown...		View Diagram
FLSW004	F	1	I			FUEL LEVEL SWITCH-400 GAL	BreakDown...		View Diagram
FLN0005	F	1	I			FLEXIBLE FUEL LINES 05	BreakDown...		View Diagram
OVRAU13	F	1	I			ANALOG VOLTAGE REGULATOR	BreakDown...		View Diagram
EMCOC01	F	1	I			OPTION CHASSIS 01	BreakDown...		View Diagram
EMCOC02	F	1	I			OPTION CHASSIS 02	BreakDown...		View Diagram
CNTHTR1	F	1	I			CONTROL GP-HEATER 110V	BreakDown...		View Diagram
TURGP01	F	1	I			TURRET GP - 800 AMP	BreakDown...		View Diagram
BAT2425	F	1	I			24 VOLT BATT SET-DRY-950CCA	BreakDown...		View Diagram
ENCWP52	F	1	I			WEATHER PROT ENCL-CRIT-YELLOW	BreakDown...		View Diagram
EMCCPRR	F	1	I			CONTROL PANEL MOUNTING - REAR	BreakDown...		View Diagram
EMCLFA2	F	1	I			LOW FUEL LEVEL ALARM	BreakDown...		View Diagram
60H0480	F	1	I			60HZ 480 VOLTS	BreakDown...		View Diagram
CERTESE	F	1	I			EPA STATIONARY EMERGENCY	BreakDown...		View Diagram
STANDBY	F	1	I			STANDBY POWER APPLICATION	BreakDown...		View Diagram
TRSGEN7	F	1	I			PGS TEST REPORT @ 0.8 PF	BreakDown...		View Diagram
MWCODEF	F	1	I			STANDBY POWER	BreakDown...		View Diagram
MSCEC72	F	1	I			COMMERCIAL BUSINESSES	BreakDown...		View Diagram
KW00200	F	1	I			200 EKW W/FAN	BreakDown...		View Diagram
MSEPGGN	F	1	I			GENERAL EPG (NON-ENCLOSED)	BreakDown...		View Diagram
LANENGO	F	1	I			ENGLISH LANGUAGE OPTION	BreakDown...		View Diagram
ESCNONE	F	1	I			NO EXTENDED SERVICE COVERAGE	BreakDown...		View Diagram
NONULL	F	1	I			NON UL 2200 LISTED PKG GEN SET	BreakDown...		View Diagram
DK7666	03	1	I			ENGINE AR-C9 DITA PGS	BreakDown...	Drawing...	View Diagram
- 3410718	01	1	I			GENERAL AR	BreakDown...		View Diagram
- 2591808	11	1	I			ENGINE AR	BreakDown...		View Diagram
- 3405265	01	1	I			GENERATOR AR-PWR	BreakDown...		View Diagram

144 results found, displaying 1 to 144

Reference Number	Eng Chg	Quantity	ASM	LESS 	Set Type	Description	BreakDown...	Reference Drawing	SIS Part Diagram 
- 3L0284		1	S			*****TEST - PKG GEN SET*****	BreakDown...		View Diagram
- 5P2506	00	1	S			LITERATURE - ENGLISH	BreakDown...	Drawing...	View Diagram
- 1195148	02	36	I			COOLANT-LONG LIFE-BULK-1 LITER	BreakDown...		View Diagram
- 1447184	02	4	I			COVER GP - PROTECTION	BreakDown...		View Diagram
- 2057860	10	1	I			FILM GP - 17 DIGIT PIN	BreakDown...		View Diagram
- 2130144		2	I			COVER GP.-PROTECTIVE LIFT	BreakDown...		View Diagram
- 2364395		1	I			COVER GP	BreakDown...		View Diagram
- 2398007		1	S			DIAGRAM-WIRING	BreakDown...		View Diagram
- 2400170		1	I			BOX GP-MTG	BreakDown...		View Diagram
- 2527405	00	1	S			***** TEST - GEN ELE SYS LE *	BreakDown...		View Diagram
- 2533023		1	I			FIXING GP	BreakDown...		View Diagram
- 2562077		1	I			RADIATOR GP	BreakDown...		View Diagram
- 2562079		1	I			DRAIN GP-OIL	BreakDown...		View Diagram
- 2564300		1	I			DISPOSAL GP-FUMES	BreakDown...		View Diagram
- 2586763		1	I			ENCLOSURE AS	BreakDown...		View Diagram
- 2586773		1	I			MOUNTING GP	BreakDown...		View Diagram
- 2586776		1	I			MOUNTING GP	BreakDown...		View Diagram
- 2586782		1	I			MOUNTING GP	BreakDown...		View Diagram
- 2586791		1	I			MOUNTING GP	BreakDown...		View Diagram
- 2615834		1	S			DIAGRAM-WIRING	BreakDown...		View Diagram
- 2626161		1	I			CLEANER GP-AIR	BreakDown...		View Diagram
- 2629635		1	I			MOUNTING GP	BreakDown...		View Diagram
- 2654944		1	I			HARNES AS	BreakDown...		View Diagram
- 2688667		1	I			GROMMET GP	BreakDown...		View Diagram
- 2868875		1	I			HARNES GP - FIXING	BreakDown...		View Diagram
- 3062797	01	1	I			COUPLING GP	BreakDown...		View Diagram
DK2126	03	1	I			CONTROL PANEL EMCP 3.2	BreakDown...		View Diagram
- 2615132		1	I			CONTROL GP	BreakDown...		View Diagram
- 2657865		1	S			DIAGRAM-WIRING	BreakDown...		View Diagram
DK2128	00	1	I			ANNUNCIATOR MODULE-LOCAL	BreakDown...	Drawing...	View Diagram
- 2661425		1	I			MOUNTING GP	BreakDown...		View Diagram
DK1615	01	1	I			RELAY GP-COMMON ALARM/SHUTDOWN	BreakDown...		View Diagram
- 2615828		1	I			CONTROL GP	BreakDown...		View Diagram
DK1616	01	1	I			RELAY GP-RUNNING	BreakDown...		View Diagram
- 2616623		1	I			CONTROL GP	BreakDown...		View Diagram
DK9120	00	1	I			RELAY END BLOCK TERMINAL	BreakDown...		View Diagram
- 2925967		1	I			CONTROL GP	BreakDown...		View Diagram
DK2129	00	1	I			CAN2 CONTROL GP	BreakDown...		View Diagram
- 2618479		1	I			MOUNTING GP	BreakDown...		View Diagram
DK2615	04	1	I			CIRCUIT BREAKER (100% UL)-400	BreakDown...		View Diagram
- 2433538		1	I			BREAKER GP - CIRCUIT	BreakDown...		View Diagram
- 2698465		1	I			COVER GP BREAKER	BreakDown...		View Diagram
- 2435599		1	I			COVER GP - BREAKER BOOT	BreakDown...		View Diagram
- 2952373		1	I			CONNECTION GP	BreakDown...		View Diagram
- 2401621		1	I			CABLE GP	BreakDown...		View Diagram
- 2849187		1	I			TERMINAL GP	BreakDown...		View Diagram
- 2849215		1	I			BRACKET GP	BreakDown...		View Diagram
- 2600568		1	I			MOUNTING GP	BreakDown...		View Diagram
2527504	05	1	S			CONTROL GP	BreakDown...		View Diagram
DK7676	01	1	I			BASE GP-FUEL TANK-DUAL WALL	BreakDown...	Drawing...	View Diagram
- 2921624		1	I			BASE GP	BreakDown...		View Diagram
- 2570386		1	I			MOUNTING GP-BEAM	BreakDown...		View Diagram
- 2575563		1	I			LINES GP - COOLANT	BreakDown...		View Diagram
- 2921640		1	I			BASE GP-STUB	BreakDown...		View Diagram
DK2595	03	1	I			JACKET WATER HEATER	BreakDown...		View Diagram
- 2580789		1	I			HEATER GP	BreakDown...		View Diagram
- 2829958		1	I			BREAKER GP	BreakDown...		View Diagram

144 results found, displaying 1 to 144


Reference Number	Eng Chg	Quantity	ASM	LESS 	Set Type	Description	BreakDown...	Reference Drawing	SIS Part Diagram 
- 3009746		1	I			CONDUIT GP	BreakDown...		View Diagram
DK2103	01	1	I			FUEL LEVEL SWITCH	BreakDown...		View Diagram
- 3144712		1	I			SWITCH AS	BreakDown...		View Diagram
DK3399	02	1	I			FLEX FUEL LINES	BreakDown...		View Diagram
- 2649683		1	I			LINES GP-FUEL	BreakDown...		View Diagram
DK7334	03	1	I			5000/7000 FRAME GENERATOR AVR	BreakDown...		View Diagram
- 2618429		1	I			CONTROL GP	BreakDown...		View Diagram
- 3652265	00	1	I			REGULATOR GP	BreakDown...		View Diagram
- 3548363	02	1	S			DIAGRAM - WIRING	BreakDown...		View Diagram
DK1612	00	1	I			CHASSIS OPTION 1	BreakDown...		View Diagram
- 2586778		1	I			MOUNTING GP	BreakDown...		View Diagram
DK1613	00	1	I			CHASSIS OPTION 2	BreakDown...		View Diagram
- 2586795		1	I			MOUNTING GP	BreakDown...		View Diagram
DK2586	00	1	I			CONTROL GP-HEATERS	BreakDown...		View Diagram
- 2617137		1	I			CONTROL GP	BreakDown...		View Diagram
DK2574	06	1	I			TURRET GROUP - 800AMP	BreakDown...	Drawing...	View Diagram
- 2390410		1	I			TRANSFORMER GP	BreakDown...		View Diagram
- 2615613		1	I			HARNES AS	BreakDown...		View Diagram
- 2396757		1	I			MOUNTING GP	BreakDown...		View Diagram
- 2662701		1	I			MOUNTING GP	BreakDown...		View Diagram
- 2586790		1	I			MOUNTING GP	BreakDown...		View Diagram
- 2401622		1	I			CABLE GP	BreakDown...		View Diagram
DK3397	02	1	I			BATTERY W/ RACK	BreakDown...		View Diagram
- 2377206		1	I			BATTERY GP	BreakDown...		View Diagram
- 2984651		1	I			SUPPORT GP-BATTERY	BreakDown...		View Diagram
DK2530	04	1	I			WEATHER PROT ENCLOSURE-YELLOW	BreakDown...	Drawing...	View Diagram
- 2707385		1	I			ENCLOSURE GP-GEN	BreakDown...		View Diagram
- 2377213		1	I			COVER GP	BreakDown...		View Diagram
- 2699241		1	I			FILM GP	BreakDown...		View Diagram
- 2696290		1	S			MUFFLER GP	BreakDown...		View Diagram
- 2413092		1	I			SEALING GP	BreakDown...		View Diagram
- 2661422		1	I			MOUNTING GP	BreakDown...		View Diagram
- 2838349	02	1	I			FILM GP	BreakDown...		View Diagram
- 2826305		1	I			PLUG GP	BreakDown...		View Diagram
- 2617645		1	I			COVER GP	BreakDown...		View Diagram
- 2661462		1	S			PIPE GP-FLEX	BreakDown...		View Diagram
DK7452	00	1	I			C15 BRAID CONNECTION 800A PTS	BreakDown...		View Diagram
- 2393812		1	I			DUCT GP-CABLE	BreakDown...		View Diagram
- 3301023	01	1	I			CONNECTION GP - T	BreakDown...		View Diagram
- 2814494		1	I			MOUNTING GP	BreakDown...		View Diagram
- 2722205		1	I			COVER GP-PROT	BreakDown...		View Diagram
5N9597		1	I			VOLTAGE INDICATOR 480V, 60HZ	BreakDown...		View Diagram
3662120	00	1	I			CERTIFICATION - EMERGENCY STBY	BreakDown...		View Diagram
9Y8156		1	I			NOTE - STAMP FOR STANDBY POWER	BreakDown...		View Diagram
0P1803		1	I			GEN SET TEST CHG AT 0.8 PF	BreakDown...		View Diagram
PP6810	00	1	I			312 BHP 214 GEN EKW WOF 60HZ S	BreakDown...		View Diagram
- 0K6797	00	1	I			279 KW (374 BHP) @ 1800 RPM	BreakDown...		View Diagram
0V1065		1	I			END USE: GENERAL EPG	BreakDown...		View Diagram
DK2116	00	1	I			ENGLISH LANGUAGE OPTION	BreakDown...		View Diagram
- 2546314	06	1	I			ELEK GP	BreakDown...		View Diagram

Ship Loose [Top](#)

27 results found, displaying 1 to 27

Reference Number	Eng Chg	Quantity	ASM	LESS 	Set Type	Description	BreakDown...
------------------	---------	----------	-----	--	----------	-------------	--------------

27 results found, displaying 1 to 27

Reference Number	Eng Chg	Quantity	ASM	LESS 	Set Type	Description	BreakDown...
		4	S				BreakDown...
ESO		1	S			(PRNT ESO COPY)	BreakDown...
PML		1	S			CHK PM FOR FILMS	BreakDown...
6L4502		1	S			PROD MARKING SYS	BreakDown...
6V3531		16	S			BOLT	BreakDown...
6V7742		16	S			NUT-FULL	BreakDown...
7S4411		1	S			CAP AS-RAIN	BreakDown...
7X2552		4	S			BOLT-HEX HEAD	BreakDown...
8T3282		32	S			WASHER-HARD	BreakDown...
8T4194		4	S			BOLT	BreakDown...
8T4223		8	S			WASHER-HARD	BreakDown...
8T4244		4	S			NUT-HEX	BreakDown...
9X8257		4	S			WASHER	BreakDown...
1139543		2	S			GASKET	BreakDown...
1455572		1	S			MUFFLER AS.	BreakDown...
2375067		1	S			PIPE AS.	BreakDown...
2527504		1	S			ALARM GP-BASIC	BreakDown...
2661461		1	S			PIPE-FLEX	BreakDown...
2661462		1	S			PIPE GP-FLEX	BreakDown...
2662973		2	S			CLAMP-'U'	BreakDown...
2696290		1	S			MUFFLER GP	BreakDown...
2696298		1	S			TUBE AS.	BreakDown...
2696303		2	S			BRACKET AS.	BreakDown...
2696304		2	S			STRAP-MUFFLER	BreakDown...
SEBP4321		1	S			PTSCD	BreakDown...
SEBU7878		1	S			OMM	BreakDown...
SELF5463		1	S			WARRANTY	BreakDown...

Caterpillar Confidential: **Green**

Content Owner: Commercial Processes Division

Web Master(s): [PSG Web Based Systems Support](#)

Current Date: 9/25/2019, 8:03:33 AM

© Caterpillar Inc. 2019 All Rights Reserved.

[Data Privacy Statement.](#)