

# ORDER INVOICE WITH ENGINEERING BREAKDOWN [FSE01006]

**JUNE 14, 2019**
**(FSE01006)-ENGINE (G6B10981)-GENERATOR (C5E00772)-GENSET**

 For Help Desk Phone Numbers [Click here](#)


### Caution Ordering Parts from TMI Order Invoice with Engineering Breakdown

Order Invoice with Engineering Breakdown information is provided by the orders system, once you click breakdown of a part, TMI pulls the information from the Engineering Data System (EDS).

EDS is not a manufacturing bill of material system but a engineering part in effect system. TMI uses the built date and calls EDS to pull the part in effect at that time.

Recently, TMI added an as manufactured tab. This tab provides the consist as reported from the engine factory. This data is limited but growing for new manufactured engines. To see an example enter "AT400559"

As-Manufactured tab is refreshed with correct data. The history records as well as the current data with wrong details are deleted. From 28th march 2019, TMI is maintaining only current data which possesses correct details.

To validate you are ordering a correct part, TMI encourages you to contact Morton Parts. 800-566-7782 or [tech\\_support@cat.com](mailto:tech_support@cat.com)

The below option will email full breakdown of the serial number

Excel  PDF

FullBreakDown

**Sales Model:** C15 **Invoice Number:** GE 589018 **Dealer:** B420 **S.O. Number:** CPBVM00 **Invoice Date:** 2007-03-28


[Feature Code](#)
[Part Numbers](#)
[Ship Loose](#)
[Help](#)

## Feature Codes [Top](#)

41 results found, displaying 1 to 41



Reference Number	Eng Chg	Quantity	ASM	LESS		Set Type	Reference Drawing	Description
<a href="#">C15DE6X</a>	F	1	I				<a href="#">Drawing...</a>	C15 480/227V 60 HZ PKG GEN 6X
<a href="#">OGNAR03</a>	F	1	I					GENERATOR 6124F FRAME AREP 03
<a href="#">CERTIFD</a>	F	1	I					PACKAGE GEN SET
<a href="#">ULLIST</a>	F	1	I					UL 2200 LISTED PACKAGE GEN SET
<a href="#">EMCP32</a>	F	1	I					EMCP 3.2 CONTROL PANEL
<a href="#">EMCCPRR</a>	F	1	I					CONTROL PANEL MOUNTING - REAR
<a href="#">EMCLAM1</a>	F	1	I					NFPA99-110/CSA282 LOCAL ANNUN
<a href="#">EMCRAM1</a>	F	1	S					REM ANNUNCIATOR 99/110 (1 - 2)
<a href="#">RELEBT1</a>	F	1	I					RELAY END BLOCK TERMINALS
<a href="#">EMCDP02</a>	F	1	I					DUST-PROOF CONTROL PANEL
<a href="#">EMCCAS2</a>	F	1	I					COMMON ALARM/SHUTDOWN RELAY
<a href="#">EMCGRR2</a>	F	1	I					GENERATOR RUNNING RELAY
<a href="#">CCM0005</a>	F	1	I					CAN 2
<a href="#">EMCOC01</a>	F	1	I					OPTION CHASSIS 01
<a href="#">EMCOC02</a>	F	1	I					OPTION CHASSIS 02
<a href="#">ACLS03</a>	F	1	I					AIR CLEANER - SINGLE STAGE
<a href="#">CLS0001</a>	F	1	I				<a href="#">Drawing...</a>	COOLANT LEVEL SENSOR 01
<a href="#">ENCSA41</a>	F	1	I				<a href="#">Drawing...</a>	SOUND ATTEN ENCL-WHITE 60HZ
<a href="#">MNTWB04</a>	F	1	I					WIDE BASE 04

41 results found, displaying 1 to 41



Reference Number	Eng Chg	Quantity	ASM	LESS 	Set Type	Reference Drawing	Description
<a href="#">TPSENS2</a>	F	1	I				THREE PHASE SENSING - 6000 GEN
<a href="#">BTC1028</a>	F	1	I				BATTERY CHARGER-10 AMP 28
<a href="#">CNTHTR1</a>	F	1	I				CONTROL GP-HEATER 240V L-L
<a href="#">ALT2406</a>	F	1	I				CHARGING ALTERNATOR - 45 AMP 6
<a href="#">BAT2423</a>	F	1	I			<a href="#">Drawing...</a>	OVERSIZE BATT-1300CCA
<a href="#">JWH0058</a>	F	1	I				JACKET WATER HEATER 240 VAC 58
<a href="#">RPA0231</a>	F	1	I				6114F FRAME GENERATOR REMOVAL
<a href="#">PTSR080</a>	F	1	I				PWR TERM STRIP REMV 400-800 AM
<a href="#">CBK3P72</a>	F	1	I			<a href="#">Drawing...</a>	800 AMP UL 3 POLE 80% CB 72
<a href="#">60H0480</a>	F	1	I				60 HZ 480 VOLTS
<a href="#">MSEPGGN</a>	F	1	I				GENERAL EPG
<a href="#">TRSGEN2</a>	F	1	I				PGS TEST REPORT @ 1.0 PF
<a href="#">LITENGE</a>	F	2	S				EXTRA ENGLISH LIT (1 - 6)
<a href="#">MSCEC72</a>	F	1	I				COMMERCIAL BUSINESSES
<a href="#">MWCODEF</a>	F	1	I				STANDBY POWER
<a href="#">KW00500</a>	F	1	I				500 EKW W/FAN
<a href="#">STANDBY</a>	F	1	I				STANDBY POWER APPLICATION
<a href="#">LANENGO</a>	F	1	I				ENGLISH LANGUAGE OPTION
<a href="#">800AMP</a>	F	1	I				800 AMPS
<a href="#">CERTSTA</a>	F	1	I				STATIONARY APPLICATION USE
<a href="#">CERTUSA</a>	F	1	I				INSIDE US EPA LOCATIONS
<a href="#">SAENCRO</a>	F	1	I				SA ENCLOSURE REQUIRED

## Part Numbers [Top](#)



176 results found, displaying 1 to 176

Reference Number	Eng Chg	Quantity	ASM	LESS 	Set Type	Description	BreakDown...	Reference Drawing	SIS Part Diagram 
DK4469	02	1	I			ENGINE AR-C15 DITA PGS	<a href="#">BreakDown...</a>		<a href="#">View Diagram</a>
C15DE6X	F	1	I			C15 480/227V 60 HZ PKG GEN 6X	<a href="#">BreakDown...</a>	<a href="#">Drawing...</a>	<a href="#">View Diagram</a>
2873371		1	I			GENERAL AR	<a href="#">BreakDown...</a>		<a href="#">View Diagram</a>
2864924	03	1	I			ENGINE AR-C15 COMPLETE	<a href="#">BreakDown...</a>		<a href="#">View Diagram</a>
3L0284		1	S			*****TEST - PKG GEN SET*****	<a href="#">BreakDown...</a>		<a href="#">View Diagram</a>
2527405	00	1	S			***** TEST - GEN ELE SYS LE *	<a href="#">BreakDown...</a>		<a href="#">View Diagram</a>
5P2506	00	1	S			LITERATURE - ENGLISH	<a href="#">BreakDown...</a>		<a href="#">View Diagram</a>
2184698		1	I			FAN GP	<a href="#">BreakDown...</a>		<a href="#">View Diagram</a>
2640255		1	I			LINES GP - DRAIN	<a href="#">BreakDown...</a>		<a href="#">View Diagram</a>
2874962		1	I			LINES GP-FUEL	<a href="#">BreakDown...</a>		<a href="#">View Diagram</a>
2339351		1	I			COUPLING GP	<a href="#">BreakDown...</a>		<a href="#">View Diagram</a>
1447184	02	4	I			COVER GP - PROTECTION	<a href="#">BreakDown...</a>		<a href="#">View Diagram</a>
2511413		3	I			COVER GP	<a href="#">BreakDown...</a>		<a href="#">View Diagram</a>
2640256		1	I			DRAIN GP-OIL	<a href="#">BreakDown...</a>		<a href="#">View Diagram</a>
2635120		1	I			DISPOSAL GP-FUME	<a href="#">BreakDown...</a>		<a href="#">View Diagram</a>
1195148	01	38	I			COOLANT-LONG LIFE-BULK-1 LITER	<a href="#">BreakDown...</a>		<a href="#">View Diagram</a>
2618429		1	I			CONTROL GP	<a href="#">BreakDown...</a>		<a href="#">View Diagram</a>
2615613		1	I			HARNESS AS	<a href="#">BreakDown...</a>		<a href="#">View Diagram</a>
2586763		1	I			ENCLOSURE AS	<a href="#">BreakDown...</a>		<a href="#">View Diagram</a>
2364395		1	I			COVER GP	<a href="#">BreakDown...</a>		<a href="#">View Diagram</a>
2586791		1	I			MOUNTING GP	<a href="#">BreakDown...</a>		<a href="#">View Diagram</a>
2586790		1	I			MOUNTING GP	<a href="#">BreakDown...</a>		<a href="#">View Diagram</a>
2586782		1	I			MOUNTING GP	<a href="#">BreakDown...</a>		<a href="#">View Diagram</a>
2586776		1	I			MOUNTING GP	<a href="#">BreakDown...</a>		<a href="#">View Diagram</a>
2586773		1	I			MOUNTING GP	<a href="#">BreakDown...</a>		<a href="#">View Diagram</a>
2400170		1	I			BOX GP-MTG	<a href="#">BreakDown...</a>		<a href="#">View Diagram</a>
2667116		1	I			HARNESS AS-ENGINE	<a href="#">BreakDown...</a>		<a href="#">View Diagram</a>
2395745		1	S			DIAGRAM-WIRING	<a href="#">BreakDown...</a>		<a href="#">View Diagram</a>
2398007		1	S			DIAGRAM-WIRING	<a href="#">BreakDown...</a>		<a href="#">View Diagram</a>



176 results found, displaying 1 to 176

Reference Number	Eng Chg	Quantity	ASM	LESS 	Set Type	Description	BreakDown...	Reference Drawing	SIS Part Diagram 
2401622		1	I			CABLE GP	<a href="#">BreakDown...</a>		<a href="#">View Diagram</a>
2629635		1	I			MOUNTING GP	<a href="#">BreakDown...</a>		<a href="#">View Diagram</a>
2662701		1	I			MOUNTING GP	<a href="#">BreakDown...</a>		<a href="#">View Diagram</a>
2688667		1	I			GROMMET GP	<a href="#">BreakDown...</a>		<a href="#">View Diagram</a>
2615834		1	S			DIAGRAM-WIRING	<a href="#">BreakDown...</a>		<a href="#">View Diagram</a>
2057860	08	1	I			MOUNTING GP - 17 DIGIT PIN	<a href="#">BreakDown...</a>		<a href="#">View Diagram</a>
2533023		1	I			FIXING GP	<a href="#">BreakDown...</a>		<a href="#">View Diagram</a>
2396758		1	I			MOUNTING GP	<a href="#">BreakDown...</a>		<a href="#">View Diagram</a>
2390431		1	I			TRANSFORMER GP	<a href="#">BreakDown...</a>		<a href="#">View Diagram</a>
2401621		2	I			CABLE GP	<a href="#">BreakDown...</a>		<a href="#">View Diagram</a>
DK0645	00	1	I			GENERATOR AR-6100 FRAME, AREP,	<a href="#">BreakDown...</a>		<a href="#">View Diagram</a>
OGNAR03	F	1	I			GENERATOR 6124F FRAME AREP 03	<a href="#">BreakDown...</a>		<a href="#">View Diagram</a>
2351212		1	I			GENERATOR AR-POWER	<a href="#">BreakDown...</a>		<a href="#">View Diagram</a>
5N9635		1	I			PACKAGE GEN SET	<a href="#">BreakDown...</a>		<a href="#">View Diagram</a>
CERTIFD	F	1	I			PACKAGE GEN SET	<a href="#">BreakDown...</a>		<a href="#">View Diagram</a>
DK7015	00	1	I			UL LISTING	<a href="#">BreakDown...</a>		<a href="#">View Diagram</a>
ULLIST	F	1	I			UL 2200 LISTED PACKAGE GEN SET	<a href="#">BreakDown...</a>		<a href="#">View Diagram</a>
3L0043		1	I			GSC + SETPOINT INFORMATION-UL	<a href="#">BreakDown...</a>		<a href="#">View Diagram</a>
3L0059		1	I			INFORMATION-CONTROL PANEL (UL)	<a href="#">BreakDown...</a>		<a href="#">View Diagram</a>
2102630	00	1	I			INSTRUCTIONS	<a href="#">BreakDown...</a>		<a href="#">View Diagram</a>
3L0028		1	I			NAMEPLATE	<a href="#">BreakDown...</a>		<a href="#">View Diagram</a>
2002722	02	1	I			FILM GP	<a href="#">BreakDown...</a>		<a href="#">View Diagram</a>
DK2126	02	1	I			CONTROL PANEL EMCP 3.2	<a href="#">BreakDown...</a>		<a href="#">View Diagram</a>
EMCP32	F	1	I			EMCP 3.2 CONTROL PANEL	<a href="#">BreakDown...</a>		<a href="#">View Diagram</a>
2615132		1	I			CONTROL GP	<a href="#">BreakDown...</a>		<a href="#">View Diagram</a>
2657865		1	I			DIAGRAM-WIRING	<a href="#">BreakDown...</a>		<a href="#">View Diagram</a>
DK1212	03	1	I			CONTROL PANEL MOUNTING - REAR	<a href="#">BreakDown...</a>		<a href="#">View Diagram</a>
EMCCPRR	F	1	I			CONTROL PANEL MOUNTING - REAR	<a href="#">BreakDown...</a>		<a href="#">View Diagram</a>
2393812		1	I			DUCT GP-CABLE	<a href="#">BreakDown...</a>		<a href="#">View Diagram</a>
2400484		1	I			MOUNTING GP	<a href="#">BreakDown...</a>		<a href="#">View Diagram</a>
2722205		1	I			COVER GP-PROT	<a href="#">BreakDown...</a>		<a href="#">View Diagram</a>
2839198		1	I			CONNECTION GP	<a href="#">BreakDown...</a>		<a href="#">View Diagram</a>
DK2128	00	1	I			ANNUNCIATOR MODULE-LOCAL	<a href="#">BreakDown...</a>	<a href="#">Drawing...</a>	<a href="#">View Diagram</a>
EMCLAM1	F	1	I			NFPA99-110/CSA282 LOCAL ANNUN	<a href="#">BreakDown...</a>		<a href="#">View Diagram</a>
2661425		1	I			MOUNTING GP	<a href="#">BreakDown...</a>		<a href="#">View Diagram</a>
EMCRAM1	F	1	S			REM ANNUNCIATOR 99/110 (1 - 2)	<a href="#">BreakDown...</a>		<a href="#">View Diagram</a>
2527504	04	1	S			REM ANNUNCIATOR 99/110 (1 - 2)	<a href="#">BreakDown...</a>		<a href="#">View Diagram</a>
DK9120	00	1	I			RELAY END BLOCK TERMINAL	<a href="#">BreakDown...</a>		<a href="#">View Diagram</a>
RELEBT1	F	1	I			RELAY END BLOCK TERMINALS	<a href="#">BreakDown...</a>		<a href="#">View Diagram</a>
2925967		1	I			CONTROL GP	<a href="#">BreakDown...</a>		<a href="#">View Diagram</a>
DK1614	00	1	I			DUSTPROOF ENCLOSURE (IP52)	<a href="#">BreakDown...</a>		<a href="#">View Diagram</a>
EMCDP02	F	1	I			DUST-PROOF CONTROL PANEL	<a href="#">BreakDown...</a>		<a href="#">View Diagram</a>
2617127		1	I			DOOR GP - DUSPRF	<a href="#">BreakDown...</a>		<a href="#">View Diagram</a>
DK1615	01	1	I			RELAY GP-COMMON ALARM/SHUTDOWN	<a href="#">BreakDown...</a>		<a href="#">View Diagram</a>
EMCCAS2	F	1	I			COMMON ALARM/SHUTDOWN RELAY	<a href="#">BreakDown...</a>		<a href="#">View Diagram</a>
2615828		1	I			CONTROL GP	<a href="#">BreakDown...</a>		<a href="#">View Diagram</a>
DK1616	01	1	I			RELAY GP-RUNNING	<a href="#">BreakDown...</a>		<a href="#">View Diagram</a>
EMCGRR2	F	1	I			GENERATOR RUNNING RELAY	<a href="#">BreakDown...</a>		<a href="#">View Diagram</a>
2616623		1	I			CONTROL GP	<a href="#">BreakDown...</a>		<a href="#">View Diagram</a>
DK2129	00	1	I			CAN2 CONTROL GP	<a href="#">BreakDown...</a>		<a href="#">View Diagram</a>
CCM0005	F	1	I			CAN 2	<a href="#">BreakDown...</a>		<a href="#">View Diagram</a>
2618479		1	I			MOUNTING GP	<a href="#">BreakDown...</a>		<a href="#">View Diagram</a>
DK1612	00	1	I			CHASSIS OPTION 1	<a href="#">BreakDown...</a>		<a href="#">View Diagram</a>
EMCOC01	F	1	I			OPTION CHASSIS 01	<a href="#">BreakDown...</a>		<a href="#">View Diagram</a>
2586778		1	I			MOUNTING GP	<a href="#">BreakDown...</a>		<a href="#">View Diagram</a>
DK1613	00	1	I			CHASSIS OPTION 2	<a href="#">BreakDown...</a>		<a href="#">View Diagram</a>
EMCOC02	F	1	I			OPTION CHASSIS 02	<a href="#">BreakDown...</a>		<a href="#">View Diagram</a>

176 results found, displaying 1 to 176


Reference Number	Eng Chg	Quantity	ASM	LESS 	Set Type	Description	BreakDown...	Reference Drawing	SIS Part Diagram 
2586795		1	I			MOUNTING GP	<a href="#">BreakDown...</a>		<a href="#">View Diagram</a>
DK2763	01	1	I			AIR CLEANER-STD SINGLE STAGE	<a href="#">BreakDown...</a>	<a href="#">Drawing...</a>	<a href="#">View Diagram</a>
ACLSS03	F	1	I			AIR CLEANER - SINGLE STAGE	<a href="#">BreakDown...</a>		<a href="#">View Diagram</a>
2647113		1	I			CLEANER GP-AIR	<a href="#">BreakDown...</a>		<a href="#">View Diagram</a>
DK2096	00	1	I			LOW COOLANT LEVEL SENSOR	<a href="#">BreakDown...</a>		<a href="#">View Diagram</a>
CLS0001	F	1	I			COOLANT LEVEL SENSOR 01	<a href="#">BreakDown...</a>	<a href="#">Drawing...</a>	<a href="#">View Diagram</a>
2639343		1	I			SENSOR GP-LEVEL	<a href="#">BreakDown...</a>		<a href="#">View Diagram</a>
DK3350	03	1	I			SOUND ATTEN ENCLOSURE-WHITE	<a href="#">BreakDown...</a>	<a href="#">Drawing...</a>	<a href="#">View Diagram</a>
ENCSA41	F	1	I			SOUND ATTEN ENCL-WHITE 60HZ	<a href="#">BreakDown...</a>	<a href="#">Drawing...</a>	<a href="#">View Diagram</a>
2752217		1	I			ENCLOSURE GP-GEN	<a href="#">BreakDown...</a>		<a href="#">View Diagram</a>
2758628		1	I			FILM GP	<a href="#">BreakDown...</a>		<a href="#">View Diagram</a>
2413092		1	I			SEALING GP	<a href="#">BreakDown...</a>		<a href="#">View Diagram</a>
2416058		1	I			INSULATION GP	<a href="#">BreakDown...</a>		<a href="#">View Diagram</a>
2661422		1	I			MOUNTING GP	<a href="#">BreakDown...</a>		<a href="#">View Diagram</a>
2617645		1	I			COVER GP	<a href="#">BreakDown...</a>		<a href="#">View Diagram</a>
2826303		1	I			PLUG GP	<a href="#">BreakDown...</a>		<a href="#">View Diagram</a>
2862426	01	1	I			FILM GP	<a href="#">BreakDown...</a>		<a href="#">View Diagram</a>
2935730		1	I			MODIFICATION AR	<a href="#">BreakDown...</a>		<a href="#">View Diagram</a>
DK3375	03	1	I			WIDE BASE	<a href="#">BreakDown...</a>		<a href="#">View Diagram</a>
MNTWB04	F	1	I			WIDE BASE 04	<a href="#">BreakDown...</a>		<a href="#">View Diagram</a>
2377177		1	I			BASE GP	<a href="#">BreakDown...</a>		<a href="#">View Diagram</a>
2700171		1	I			SUPPORT GP-BATTERY	<a href="#">BreakDown...</a>		<a href="#">View Diagram</a>
2639346		1	I			MTG GP-GEN BASE	<a href="#">BreakDown...</a>		<a href="#">View Diagram</a>
2354480		1	I			BASE GP	<a href="#">BreakDown...</a>		<a href="#">View Diagram</a>
2826288		1	I			COVER GP	<a href="#">BreakDown...</a>		<a href="#">View Diagram</a>
2826287		1	I			COVER GP	<a href="#">BreakDown...</a>		<a href="#">View Diagram</a>
2406068		1	I			COVER GP	<a href="#">BreakDown...</a>		<a href="#">View Diagram</a>
DK1235	02	1	I			THREE PHASE SENSING	<a href="#">BreakDown...</a>		<a href="#">View Diagram</a>
TPSENS2	F	1	I			THREE PHASE SENSING - 6000 GEN	<a href="#">BreakDown...</a>		<a href="#">View Diagram</a>
2472701		1	I			MOUNTING GP	<a href="#">BreakDown...</a>		<a href="#">View Diagram</a>
2445866		1	I			DIAGRAM-WIRING	<a href="#">BreakDown...</a>		<a href="#">View Diagram</a>
DK2875	02	1	I			BATTERY CHARGER-10AMP	<a href="#">BreakDown...</a>		<a href="#">View Diagram</a>
BTC1028	F	1	I			BATTERY CHARGER-10 AMP 28	<a href="#">BreakDown...</a>		<a href="#">View Diagram</a>
1184304	01	1	I			CHARGER - BATTERY	<a href="#">BreakDown...</a>		<a href="#">View Diagram</a>
2682649		1	I			MOUNTING GP	<a href="#">BreakDown...</a>		<a href="#">View Diagram</a>
1933260	04	1	I			HARNES AS	<a href="#">BreakDown...</a>		<a href="#">View Diagram</a>
2741753		1	I			HARNES AS	<a href="#">BreakDown...</a>		<a href="#">View Diagram</a>
DK2586	00	1	I			CONTROL GP-HEATERS	<a href="#">BreakDown...</a>		<a href="#">View Diagram</a>
CNTHTR1	F	1	I			CONTROL GP-HEATER 240V L-L	<a href="#">BreakDown...</a>		<a href="#">View Diagram</a>
2617137		1	I			CONTROL GP	<a href="#">BreakDown...</a>		<a href="#">View Diagram</a>
DK4593	00	1	I			BATTERY CHARGING ALTERNATOR	<a href="#">BreakDown...</a>		<a href="#">View Diagram</a>
ALT2406	F	1	I			CHARGING ALTERNATOR - 45 AMP 6	<a href="#">BreakDown...</a>		<a href="#">View Diagram</a>
2874963		1	I			ALTERNATOR GP-CHARGING	<a href="#">BreakDown...</a>		<a href="#">View Diagram</a>
2604784		1	I			RADIATOR GP	<a href="#">BreakDown...</a>		<a href="#">View Diagram</a>
DK2836	00	1	I			OVERSIZE BATTERY	<a href="#">BreakDown...</a>		<a href="#">View Diagram</a>
BAT2423	F	1	I			OVERSIZE BATT-1300CCA	<a href="#">BreakDown...</a>	<a href="#">Drawing...</a>	<a href="#">View Diagram</a>
2703124		1	I			BATTERY GP	<a href="#">BreakDown...</a>		<a href="#">View Diagram</a>
DK4621	04	1	I			JACKET WATER COOLANT HEATER	<a href="#">BreakDown...</a>		<a href="#">View Diagram</a>
JWH0058	F	1	I			JACKET WATER HEATER 240 VAC 58	<a href="#">BreakDown...</a>		<a href="#">View Diagram</a>
1962236	02	1	I			HEATER GP-JW BSC	<a href="#">BreakDown...</a>		<a href="#">View Diagram</a>
1832899		1	I			HARNES AS	<a href="#">BreakDown...</a>		<a href="#">View Diagram</a>
2757659		1	I			NOTE-HEATER	<a href="#">BreakDown...</a>		<a href="#">View Diagram</a>
2952249		1	I			MOUNTING GP	<a href="#">BreakDown...</a>		<a href="#">View Diagram</a>
2829957		1	I			BREAKER GP	<a href="#">BreakDown...</a>		<a href="#">View Diagram</a>
DK0816	01	1	I			REMOVAL AR-GENERATOR, 6100 FRA	<a href="#">BreakDown...</a>		<a href="#">View Diagram</a>
RPA0231	F	1	I			6114F FRAME GENERATOR REMOVAL	<a href="#">BreakDown...</a>		<a href="#">View Diagram</a>
DK6972	00	1	I			PWR TERMINAL STRIP REMOVL-800A	<a href="#">BreakDown...</a>		<a href="#">View Diagram</a>

176 results found, displaying 1 to 176

Reference Number	Eng Chg	Quantity	ASM	LESS 	Set Type	Description	BreakDown...	Reference Drawing	SIS Part Diagram 
PTSR080	F	1	I			PWR TERM STRIP REMV 400-800 AM	<a href="#">BreakDown...</a>		<a href="#">View Diagram</a>
DK6978	01	1	I			800 AMP UL 3 POLE 80% CB 72	<a href="#">BreakDown...</a>		<a href="#">View Diagram</a>
CBK3P72	F	1	I			800 AMP UL 3 POLE 80% CB 72	<a href="#">BreakDown...</a>	<a href="#">Drawing...</a>	<a href="#">View Diagram</a>
2433542		1	I			BREAKER GP - CIRCUIT	<a href="#">BreakDown...</a>		<a href="#">View Diagram</a>
2586812		1	I			COVER GP BREAKER	<a href="#">BreakDown...</a>		<a href="#">View Diagram</a>
2399808		1	I			FIXING GP	<a href="#">BreakDown...</a>		<a href="#">View Diagram</a>
2435599		1	I			COVER GP - BREAKER BOOT	<a href="#">BreakDown...</a>		<a href="#">View Diagram</a>
2600568		1	I			MOUNTING GP	<a href="#">BreakDown...</a>		<a href="#">View Diagram</a>
2773571		1	I			MOUNTING GP	<a href="#">BreakDown...</a>		<a href="#">View Diagram</a>
2849190		1	I			TERMINAL GP	<a href="#">BreakDown...</a>		<a href="#">View Diagram</a>
2952373		1	I			CONNECTION GP	<a href="#">BreakDown...</a>		<a href="#">View Diagram</a>
5N9597		1	I			VOLTAGE INDICATOR 480V, 60HZ	<a href="#">BreakDown...</a>		<a href="#">View Diagram</a>
60H0480	F	1	I			60 HZ 480 VOLTS	<a href="#">BreakDown...</a>		<a href="#">View Diagram</a>
0V1065		1	I			GENERAL EPG	<a href="#">BreakDown...</a>		<a href="#">View Diagram</a>
MSEPGGN	F	1	I			GENERAL EPG	<a href="#">BreakDown...</a>		<a href="#">View Diagram</a>
0P1910		1	I			PGS TEST REPORT @ 1.0 PF	<a href="#">BreakDown...</a>		<a href="#">View Diagram</a>
TRSGEN2	F	1	I			PGS TEST REPORT @ 1.0 PF	<a href="#">BreakDown...</a>		<a href="#">View Diagram</a>
0P9715		2	S			EXTRA LITERATURE - ENGLISH	<a href="#">BreakDown...</a>		<a href="#">View Diagram</a>
LITENGE	F	2	S			EXTRA ENGLISH LIT (1 - 6)	<a href="#">BreakDown...</a>		<a href="#">View Diagram</a>
MSCEC72	F	1	I			COMMERCIAL BUSINESSES	<a href="#">BreakDown...</a>		<a href="#">View Diagram</a>
MWCODEF	F	1	I			STANDBY POWER	<a href="#">BreakDown...</a>		<a href="#">View Diagram</a>
PP5612	00	1	I			500 EKW W/FAN	<a href="#">BreakDown...</a>		<a href="#">View Diagram</a>
KW00500	F	1	I			500 EKW W/FAN	<a href="#">BreakDown...</a>		<a href="#">View Diagram</a>
0K6281	00	1	I			581 KW (779 BHP) @ 1800 RPM	<a href="#">BreakDown...</a>		<a href="#">View Diagram</a>
9Y8156	05	1	I			STANDBY POWER APPLICATION	<a href="#">BreakDown...</a>		<a href="#">View Diagram</a>
STANDBY	F	1	I			STANDBY POWER APPLICATION	<a href="#">BreakDown...</a>		<a href="#">View Diagram</a>
DK2116	00	1	I			ENGLISH LANGUAGE OPTION	<a href="#">BreakDown...</a>		<a href="#">View Diagram</a>
LANENGO	F	1	I			ENGLISH LANGUAGE OPTION	<a href="#">BreakDown...</a>		<a href="#">View Diagram</a>
2546314	04	1	I			ELEK GP	<a href="#">BreakDown...</a>		<a href="#">View Diagram</a>
800AMP	F	1	I			800 AMPS	<a href="#">BreakDown...</a>		<a href="#">View Diagram</a>
CERTSTA	F	1	I			STATIONARY APPLICATION USE	<a href="#">BreakDown...</a>		<a href="#">View Diagram</a>
CERTUSA	F	1	I			INSIDE US EPA LOCATIONS	<a href="#">BreakDown...</a>		<a href="#">View Diagram</a>
SAENCRQ	F	1	I			SA ENCLOSURE REQUIRED	<a href="#">BreakDown...</a>		<a href="#">View Diagram</a>

## Ship Loose [Top](#)

10 results found, displaying 1 to 10

Reference Number	Eng Chg	Quantity	ASM	LESS 	Set Type	Description	BreakDown...
		6	S				<a href="#">BreakDown...</a>
ESO		1	S			(PRNT ESO COPY)	<a href="#">BreakDown...</a>
PML		1	S			*REQUIRED DECALS	<a href="#">BreakDown...</a>
6L4502		1	S			PROD MARKING SYS	<a href="#">BreakDown...</a>
2527504		1	S			ALARM GP-BASIC	<a href="#">BreakDown...</a>
SEBP4323		3	S			PTSBK	<a href="#">BreakDown...</a>
SEBU6251		3	S			LUBE	<a href="#">BreakDown...</a>
SEBU7909		3	S			OMM	<a href="#">BreakDown...</a>
SELF5405		3	S			WARRANTY	<a href="#">BreakDown...</a>
SERP4323		3	S			PTSCD	<a href="#">BreakDown...</a>

Caterpillar Confidential: **Green**

Content Owner: Commercial Processes Division

Web Master(s): [PSG Web Based Systems Support](#)

Current Date: 6/14/2019, 1:36:34 PM

© Caterpillar Inc. 2019 All Rights Reserved.

[Data Privacy Statement](#).