

# ORDER INVOICE WITH ENGINEERING BREAKDOWN [6HN01703]

**MARCH 28, 2019**

For Help Desk Phone Numbers [Click here](#)

**⚠ Caution Ordering Parts from TMI Order Invoice with Engineering Breakdown**

Order Invoice with Engineering Breakdown information is provided by the orders system, once you click breakdown of a part, TMI pulls the information from the Engineering Data System (EDS).

EDS is not a manufacturing bill of material system but a engineering part in effect system. TMI uses the built date and calls EDS to pull the part in effect at that time.

Recently, TMI added an as manufactured tab. This tab provides the consist as reported from the engine factory. This data is limited but growing for new manufactured engines. To see an example enter "AT400559"

As-Manufactured tab is refreshed with correct data. The history records as well as the current data with wrong details are deleted. From 28th march 2019, TMI is maintaining only current data which possesses correct details.

To validate you are ordering a correct part, TMI encourages you to contact Morton Parts. 800-566-7782 or [tech\\_support@cat.com](mailto:tech_support@cat.com)

The below option will email full breakdown of the serial number

Excel  PDF

FullBreakDown

Sales Model: 3516 DITA Invoice Number:GE 286042 Dealer: B293 S.O. Number: NCDHM00 Invoice Date: 2001-05-10

[Feature Code](#)


[Part Numbers](#)

[Ship Loose](#)

[Help](#)

## Feature Codes [Top](#)

22 results found, displaying 1 to 22



Reference Number	Eng Chg	Quantity	ASM	LESS 	Set Type	Reference Drawing	Description
<a href="#">KW02000</a>	F	1	I				2000 EKW W/FAN
<a href="#">LA1632</a>	F	1	I				MOUNTING
<a href="#">516DE64</a>	F	1	I				3516B 2000 EKW 60 HZ - LO BSFC
<a href="#">HVGNO53</a>	F	1	I				GENERATOR 2810 FRAME 60 HZ
<a href="#">RPA0069</a>	F	1	I				825 FRAME GENERATOR REMOVAL
<a href="#">CCT1505</a>	F	1	I				CCCT, 150:5 RATIO
<a href="#">CT15005</a>	F	1	I				CURRENT TRANSF., 150:5 RATIO
<a href="#">OVRAU07</a>	F	1	I				AUTOMATIC VOLT REG. 2:1 KCR760
<a href="#">SHKTHM0</a>	F	1	I				THERMOSTAT FOR SPACE HEATER
<a href="#">RAD6007</a>	F	1	I				RADIATOR 60/CV, 0.357
<a href="#">RRM0032</a>	F	1	I				RADIATOR REMOVAL 46/CV, 0.428
<a href="#">WTLVLS5</a>	F	1	I				WATER LEVEL SWITCH GAUGE
<a href="#">VIBIS06</a>	F	1	I				VIBRATION ISOLATORS
<a href="#">JWHD002</a>	F	1	I			<a href="#">Drawing...</a>	JACKET WATER HEATER - DUAL
<a href="#">FPPRH04</a>	F	1	I				FUEL PRIMING PUMP, RH MOUNTED
<a href="#">SWRCN12</a>	F	1	I				SWITCHGEAR CONVERSION
<a href="#">60H13K2</a>	F	1	I				60HZ 13200 VOLTS
<a href="#">MSEPGGN</a>	F	1	I				GENERAL EPG
<a href="#">3516B</a>	F	1	I				3516B DIESEL ENGINE

22 results found, displaying 1 to 22



Reference Number	Eng Chg	Quantity	ASM	LESS 	Set Type	Reference Drawing	Description
<a href="#">LOWBSFC</a>	F	1	I				LO BSFC
<a href="#">60HERTZ</a>	F	1	I				60 HERTZ
<a href="#">STANDBY</a>	F	1	I				STANDBY POWER APPLICATION

## Part Numbers [Top](#)

80 results found, displaying 1 to 80


Reference Number	Eng Chg	Quantity	ASM	LESS 	Set Type	Description	BreakDown...	Reference Drawing	SIS Part Diagram 
PP3636	07	1	I			2876 BHP 2060 GEN.KW WOF 60 HZ	<a href="#">BreakDown...</a>		<a href="#">View Diagram</a>
KW02000	F	1	I			2000 EKW W/FAN	<a href="#">BreakDown...</a>		<a href="#">View Diagram</a>
0P8707		1	I			QUOTE NO.	<a href="#">BreakDown...</a>		<a href="#">View Diagram</a>
9X9591	01	1	I			REMOTE SPEED CONTROL	<a href="#">BreakDown...</a>	<a href="#">Drawing...</a>	<a href="#">View Diagram</a>
2038356	01	1	I			PANEL AR (WM EMCPII)	<a href="#">BreakDown...</a>		<a href="#">View Diagram</a>
1854658	00	1	I			MOUNTING GROUP	<a href="#">BreakDown...</a>		<a href="#">View Diagram</a>
1854652	01	1	I			PANEL AR - CONTROL	<a href="#">BreakDown...</a>		<a href="#">View Diagram</a>
0P7517		1	I			0P7517 STANDBY PLUS PGM344	<a href="#">BreakDown...</a>		<a href="#">View Diagram</a>
LA1632	F	1	I			MOUNTING	<a href="#">BreakDown...</a>		<a href="#">View Diagram</a>
- 1152490	02	1	I			BASE AS.	<a href="#">BreakDown...</a>		<a href="#">View Diagram</a>
- 1154493	02	1	I			MOUNTING GP - GENERATOR	<a href="#">BreakDown...</a>		<a href="#">View Diagram</a>
- 1395562	00	1	I			RAIL GP.	<a href="#">BreakDown...</a>		<a href="#">View Diagram</a>
LA2278	01	1	I			3516B 2000 EKW 60 HZ - LO BSFC	<a href="#">BreakDown...</a>		<a href="#">View Diagram</a>
516DE64	F	1	I			3516B 2000 EKW 60 HZ - LO BSFC	<a href="#">BreakDown...</a>		<a href="#">View Diagram</a>
1282847	05	1	I			ENGINE AR-3516B GENSET STDBY	<a href="#">BreakDown...</a>		<a href="#">View Diagram</a>
5N9582		1	I			LOW BSFC STRATEGY	<a href="#">BreakDown...</a>		<a href="#">View Diagram</a>
5P2506	00	1	I			LITERATURE - ENGLISH	<a href="#">BreakDown...</a>		<a href="#">View Diagram</a>
7C0527	01	1	I			ELECTRIC STARTING MOTOR LH	<a href="#">BreakDown...</a>	<a href="#">Drawing...</a>	<a href="#">View Diagram</a>
7N6782	08	1	I			RESTRICTION INDICATOR	<a href="#">BreakDown...</a>	<a href="#">Drawing...</a>	<a href="#">View Diagram</a>
7W6669	01	1	I			GUARD GP - DAMPER	<a href="#">BreakDown...</a>		<a href="#">View Diagram</a>
8N9639	04	1	I			GUARD GP-DAMPER	<a href="#">BreakDown...</a>		<a href="#">View Diagram</a>
1131581	00	1	I			CLEANER GP - AIR	<a href="#">BreakDown...</a>		<a href="#">View Diagram</a>
1153613	04	1	I			MOUNTING GP - AIR	<a href="#">BreakDown...</a>		<a href="#">View Diagram</a>
1218856	07	1	I			CONNECTION GP-G	<a href="#">BreakDown...</a>		<a href="#">View Diagram</a>
1269191	03	1	I			MOUNTING GP - ALTERNATOR	<a href="#">BreakDown...</a>		<a href="#">View Diagram</a>
1340054	04	1	I			WIRING GP - ENGINE	<a href="#">BreakDown...</a>		<a href="#">View Diagram</a>
LA2728	04	1	I			GENERATOR 2810 FRAME, 60 HZ	<a href="#">BreakDown...</a>		<a href="#">View Diagram</a>
HVGN053	F	1	I			GENERATOR 2810 FRAME 60 HZ	<a href="#">BreakDown...</a>		<a href="#">View Diagram</a>
3L0467		1	I			TWO BEARING GEN ALIGNMENT-3500	<a href="#">BreakDown...</a>		<a href="#">View Diagram</a>
1601316	00	1	I			GENERATOR 2810 FRAME	<a href="#">BreakDown...</a>		<a href="#">View Diagram</a>
1665168	00	1	I			BOX GP - EXTENSION	<a href="#">BreakDown...</a>		<a href="#">View Diagram</a>
1665176	00	1	I			BOX GP - BASIC	<a href="#">BreakDown...</a>		<a href="#">View Diagram</a>
1665183	00	1	I			CONNECTION GP - TERMINAL STRIP	<a href="#">BreakDown...</a>		<a href="#">View Diagram</a>
1581116	01	1	I			INSTALLATION AR	<a href="#">BreakDown...</a>		<a href="#">View Diagram</a>
1446656	01	1	I			PACKAGING AR.	<a href="#">BreakDown...</a>		<a href="#">View Diagram</a>
LA2291	00	1	I			GENERATOR REMOVAL - 825 FRAME	<a href="#">BreakDown...</a>		<a href="#">View Diagram</a>
RPA0069	F	1	I			825 FRAME GENERATOR REMOVAL	<a href="#">BreakDown...</a>		<a href="#">View Diagram</a>
LA1728	01	1	I			CCCT, 150:5 RATIO	<a href="#">BreakDown...</a>		<a href="#">View Diagram</a>
CCT1505	F	1	I			CCCT, 150:5 RATIO	<a href="#">BreakDown...</a>		<a href="#">View Diagram</a>
1390380	02	1	I			TRANSFORMER GP - CCCT	<a href="#">BreakDown...</a>		<a href="#">View Diagram</a>
CT15005	F	1	I			CURRENT TRANSF., 150:5 RATIO	<a href="#">BreakDown...</a>		<a href="#">View Diagram</a>
1371387	01	1	I			CURRENT TRANSF., 150:5 RATIO	<a href="#">BreakDown...</a>		<a href="#">View Diagram</a>
LA2166	00	1	I			AUTO VOLT REG. 2:1 KCR760 60HZ	<a href="#">BreakDown...</a>		<a href="#">View Diagram</a>
OVRAU07	F	1	I			AUTOMATIC VOLT REG. 2:1 KCR760	<a href="#">BreakDown...</a>		<a href="#">View Diagram</a>
1456360	01	1	I			REGULATOR GP	<a href="#">BreakDown...</a>		<a href="#">View Diagram</a>
LA1701	02	1	I			THERMOSTAT FOR SPACE HEATER	<a href="#">BreakDown...</a>		<a href="#">View Diagram</a>
SHKTHM0	F	1	I			THERMOSTAT FOR SPACE HEATER	<a href="#">BreakDown...</a>		<a href="#">View Diagram</a>
1533275	01	1	I			THERMOSTAT AS.	<a href="#">BreakDown...</a>		<a href="#">View Diagram</a>

80 results found, displaying 1 to 80


Reference Number	Eng Chg	Quantity	ASM	LESS 	Set Type	Description	BreakDown...	Reference Drawing	SIS Part Diagram 
LA2421	01	1	I			RADIATOR 60/CV, 0.357	<a href="#">BreakDown...</a>		<a href="#">View Diagram</a>
RAD6007	F	1	I			RADIATOR 60/CV, 0.357	<a href="#">BreakDown...</a>		<a href="#">View Diagram</a>
9Y8563	00	1	I			COVERS GP-SHIPPING-RADIATOR	<a href="#">BreakDown...</a>		<a href="#">View Diagram</a>
1209108	03	1	I			RADIATOR 60/CV, 0.357	<a href="#">BreakDown...</a>		<a href="#">View Diagram</a>
LA1296	01	1	I			RADIATOR REMOVAL 46CV, 0.428	<a href="#">BreakDown...</a>		<a href="#">View Diagram</a>
RRM0032	F	1	I			RADIATOR REMOVAL 46/CV, 0.428	<a href="#">BreakDown...</a>		<a href="#">View Diagram</a>
WTLVLS5	F	1	I			WATER LEVEL SWITCH GAUGE	<a href="#">BreakDown...</a>		<a href="#">View Diagram</a>
1212479	02	1	I			WATER LEVEL SWITCH GAUGE	<a href="#">BreakDown...</a>		<a href="#">View Diagram</a>
VIBIS06	F	1	I			VIBRATION ISOLATORS	<a href="#">BreakDown...</a>		<a href="#">View Diagram</a>
1160419	00	1	I			VIBRATION ISOLATORS	<a href="#">BreakDown...</a>		<a href="#">View Diagram</a>
PA4393	06	1	I			JACKET WATER HEATER - DUAL	<a href="#">BreakDown...</a>		<a href="#">View Diagram</a>
JWHD002	F	1	I			JACKET WATER HEATER - DUAL	<a href="#">BreakDown...</a>	<a href="#">Drawing...</a>	<a href="#">View Diagram</a>
6I1043	03	1	I			MOUNTING GP - JACKET WATER HTR	<a href="#">BreakDown...</a>		<a href="#">View Diagram</a>
6I1044	07	1	I			MOUNTING GP - JACKET WATER HTR	<a href="#">BreakDown...</a>		<a href="#">View Diagram</a>
7E6248	06	1	I			HEATER GP - JACKET WATER	<a href="#">BreakDown...</a>		<a href="#">View Diagram</a>
LA3237	00	1	I			FUEL PRIMING PUMP AR-RH	<a href="#">BreakDown...</a>		<a href="#">View Diagram</a>
FPPRH04	F	1	I			FUEL PRIMING PUMP, RH MOUNTED	<a href="#">BreakDown...</a>		<a href="#">View Diagram</a>
1213327	04	1	I			FUEL PRIMING PUMP	<a href="#">BreakDown...</a>		<a href="#">View Diagram</a>
1659154	02	1	I			FUEL PRIMING PUMP GP	<a href="#">BreakDown...</a>		<a href="#">View Diagram</a>
LA1077	04	1	I			SWITCHGEAR CONVERSION	<a href="#">BreakDown...</a>		<a href="#">View Diagram</a>
SWRCN12	F	1	I			SWITCHGEAR CONVERSION	<a href="#">BreakDown...</a>		<a href="#">View Diagram</a>
1452911	05	1	I			BOX GP	<a href="#">BreakDown...</a>		<a href="#">View Diagram</a>
5N9606		1	I			VOLTAGE INDICATOR 13200V, 60HZ	<a href="#">BreakDown...</a>		<a href="#">View Diagram</a>
60H13K2	F	1	I			60HZ 13200 VOLTS	<a href="#">BreakDown...</a>		<a href="#">View Diagram</a>
0V1065		1	I			END USE: GENERAL EPG	<a href="#">BreakDown...</a>		<a href="#">View Diagram</a>
MSEPGGN	F	1	I			GENERAL EPG	<a href="#">BreakDown...</a>		<a href="#">View Diagram</a>
PP3636	07	1	I			2876 BHP 2060 GEN.KW WOF 60 HZ	<a href="#">BreakDown...</a>		<a href="#">View Diagram</a>
2T8461	00	1	I			2145 KW @ 1800 RPM (2876 BHP)	<a href="#">BreakDown...</a>		<a href="#">View Diagram</a>
3516B	F	1	I			3516B DIESEL ENGINE	<a href="#">BreakDown...</a>		<a href="#">View Diagram</a>
LOWBSFC	F	1	I			LO BSFC	<a href="#">BreakDown...</a>		<a href="#">View Diagram</a>
60HERTZ	F	1	I			60 HERTZ	<a href="#">BreakDown...</a>		<a href="#">View Diagram</a>
STANDBY	F	1	I			STANDBY POWER APPLICATION	<a href="#">BreakDown...</a>		<a href="#">View Diagram</a>

## Ship Loose [Top](#)

41 results found, displaying 1 to 41

Reference Number	Eng Chg	Quantity	ASM	LESS 	Set Type	Description	BreakDown...
0S1588		5	S			BOLT	<a href="#">BreakDown...</a>
0S1615		2	S			BOLT	<a href="#">BreakDown...</a>
1D4706		2	S			BOLT	<a href="#">BreakDown...</a>
2A1538		8	S			BOLT	<a href="#">BreakDown...</a>
2J3506		14	S			NUT-FULL	<a href="#">BreakDown...</a>
2N9768		1	S			SWITCH-LEVEL	<a href="#">BreakDown...</a>
3B2968		10	S			BOLT	<a href="#">BreakDown...</a>
3B7749		1	S			NIPPLE-CLOSE	<a href="#">BreakDown...</a>
3N2451		4	S			JOINT AS	<a href="#">BreakDown...</a>
4P3117		1	S			VALVE-BALL	<a href="#">BreakDown...</a>
5P0537		2	S			WASHER-HARD	<a href="#">BreakDown...</a>
5P8154		2	S			JOINT AS	<a href="#">BreakDown...</a>
5P8248		10	S			WASHER-HARD	<a href="#">BreakDown...</a>
6V3835		1	S			SEAL-O RING	<a href="#">BreakDown...</a>
7C3879		2	S			BAR	<a href="#">BreakDown...</a>
7C3892		2	S			BRACKET	<a href="#">BreakDown...</a>
7D8793		1	S			ELBOW-FLARED	<a href="#">BreakDown...</a>
9L6961		2	S			HOSE AS	<a href="#">BreakDown...</a>

41 results found, displaying 1 to 41

Reference Number	Eng Chg	Quantity	ASM	LESS 	Set Type	Description	BreakDown...
9X9591		1	S			CONT GP -B	<a href="#">BreakDown...</a>
0321268		3	S			ELBOW-FLARED	<a href="#">BreakDown...</a>
1160418		10	S			MOUNT AS-RESILIE	<a href="#">BreakDown...</a>
1209107		1	S			RADIATOR GP -E	<a href="#">BreakDown...</a>
1212481		1	S			SUPPORT AS	<a href="#">BreakDown...</a>
1265957		1	S			ELBOW-INLET	<a href="#">BreakDown...</a>
1371387		1	S			TRANSFORMER	<a href="#">BreakDown...</a>
1456360		1	S			REGULATOR GP -H	<a href="#">BreakDown...</a>
1716721		1	S			PARTS KIT	<a href="#">BreakDown...</a>
2038356		1	S			PANEL AR-CONTROL	<a href="#">BreakDown...</a>
SEBP2414		1	S			PTSBK	<a href="#">BreakDown...</a>
SEBP2417		1	S			PTSBK	<a href="#">BreakDown...</a>
SEBP2931		1	S			PTSBK	<a href="#">BreakDown...</a>
SEBU6042		1	S			SUPP	<a href="#">BreakDown...</a>
SEBU6251		1	S			LUBE	<a href="#">BreakDown...</a>
SEBU6916		1	S			OMM	<a href="#">BreakDown...</a>
SEBU6918		1	S			OMM	<a href="#">BreakDown...</a>
SEBU6984		1	S			SUPP	<a href="#">BreakDown...</a>
SELF5326		1	S			WARRANTY	<a href="#">BreakDown...</a>
SELS0086		1	S			S.I.	<a href="#">BreakDown...</a>
SENR4794		1	S			SCHEMATIC	<a href="#">BreakDown...</a>
ESO		1	S			(PRNT ESO COPY)	<a href="#">BreakDown...</a>
PML		1	S			*REQUIRED DECALS	<a href="#">BreakDown...</a>

Caterpillar Confidential: **Green**

Content Owner: Commercial Processes Division

Web Master(s): [PSG Web Based Systems Support](#)

Current Date: 3/28/2019, 7:27:23 PM

© Caterpillar Inc. 2019 All Rights Reserved.

[Data Privacy Statement.](#)