

# ORDER INVOICE WITH ENGINEERING BREAKDOWN [3FZ03053]

**MARCH 26, 2019**

(3FZ03053)-ENGINE (4RJ00783)-GENERATOR (9EP01555)-GENSET

For Help Desk Phone Numbers [Click here](#)

**⚠ Caution Ordering Parts from TMI Order Invoice with Engineering Breakdown**

Order Invoice with Engineering Breakdown information is provided by the orders system, once you click breakdown of a part, TMI pulls the information from the Engineering Data System (EDS).

EDS is not a manufacturing bill of material system but a engineering part in effect system. TMI uses the built date and calls EDS to pull the part in effect at that time.

Recently, TMI added an as manufactured tab. This tab provides the consist as reported from the engine factory. This data is limited but growing for new manufactured engines. To see an example enter "WRH00104"

To validate you are ordering a correct part, TMI encourages you to contact Morton Parts. 800-566-7782 or [tech\\_support@cat.com](mailto:tech_support@cat.com)

The below option will email full breakdown of the serial number

Excel  PDF

FullBreakDown

Sales Model: 3412 DIT Invoice Number: GE 293283 Dealer: D185 S.O. Number: NHQGH00 Invoice Date: 2001-10-29

[Feature Code](#)

[Part Numbers](#)


[Help](#)

## Feature Codes [Top](#)

34 results found, displaying 1 to 34



Reference Number	Eng Chg	Quantity	ASM	LESS	Set Type	Reference Drawing	Description
<a href="#">KW00500</a>	F	1	I				500 EKW W/FAN
<a href="#">412DE1J</a>	F	1	I				3412 480/277V 60 HZ
<a href="#">EMCPLUS</a>	F	1	I				EMCP TWO PLUS
<a href="#">ENCSA14</a>	F	1	I				SOUND ATTEN ENCLOSURE - YELLOW
<a href="#">ENCIML1</a>	F	1	I				ENCLOSURE INT. MAINT. LIGHT
<a href="#">FTBDW35</a>	F	1	I				SDW FUEL TNK BS-1000GAL(3785L)
<a href="#">FUMDIS1</a>	F	1	I				FUMES DISPOSAL
<a href="#">EXTEN01</a>	F	1	I			<a href="#">Drawing...</a>	EXTENSION
<a href="#">EXTEN07</a>	F	1	I			<a href="#">Drawing...</a>	EXTENSION
<a href="#">SHK0001</a>	F	1	I				SPACE HEATER KIT
<a href="#">OVRDG05</a>	F	1	I				DIGITAL VOLTAGE REGULATOR
<a href="#">EMCENGU</a>	F	1	I				ENGLISH DISPLAY UNITS
<a href="#">EMCCPRH</a>	F	1	I			<a href="#">Drawing...</a>	CONTROL PANEL MOUNTING - RH
<a href="#">INSPKG1</a>	F	1	I				INSTRUMENT PACKAGE
<a href="#">EMCAM06</a>	F	1	I				ALARM MODULE - NFPA 99
<a href="#">EMCLFA1</a>	F	1	I				LOW FUEL LEVEL ALARM INDIC.
<a href="#">EMCRMP2</a>	F	1	I			<a href="#">Drawing...</a>	REM. ANNUNCIATOR PANEL-8 LIGHT
<a href="#">COLHTR2</a>	F	1	I			<a href="#">Drawing...</a>	JACKETWATER COOLANT HEATER
<a href="#">BTC1015</a>	F	1	I				BATTERY CHARGER-10AMP DUALRATE
<a href="#">BAT2416</a>	F	1	I				OVERSIZE BATTERY
<a href="#">CNTCT01</a>	F	1	I				CONTACTOR GP
<a href="#">CBK0048</a>	F	1	I			<a href="#">Drawing...</a>	800AMP 3-POLE CIRCUIT BREAKER

34 results found, displaying 1 to 34



Reference Number	Eng Chg	Quantity	ASM	LESS 	Set Type	Reference Drawing	Description
<a href="#">PTSREM1</a>	F	1	I				REMOVAL AR-POWER TERM. STRIP
<a href="#">CBRH002</a>	F	1	I			<a href="#">Drawing...</a>	CIRCUIT BREAKER - RH
<a href="#">60H0480</a>	F	1	I				60HZ 480 VOLTS
<a href="#">MSEPGGN</a>	F	1	I				GENERAL EPG
<a href="#">LITENGE</a>	F	2	I				EXTRA ENGLISH LITERATURE
<a href="#">STANDBY</a>	F	1	I				STANDBY POWER APPLICATION
<a href="#">LANENGO</a>	F	1	I				ENGLISH LANGUAGE OPTION
<a href="#">NONCERT</a>	F	1	I				NOT EPA&CARB NONROAD EMIS CERT
<a href="#">NONULL</a>	F	1	I				NON UL 2200 LISTED PKG GEN SET
<a href="#">2301GOV</a>	F	1	I				2301 GOVERNOR
<a href="#">BOTCBLE</a>	F	1	I				BOTTOM CABLE ENTRY CIRCUIT BKR
<a href="#">XLLENGL</a>	F	1	I				EXTRA ENGLISH LITERATURE

## Part Numbers [Top](#)



132 results found, displaying 1 to 132

Reference Number	Eng Chg	Quantity	ASM	LESS 	Set Type	Description	BreakDown...	Reference Drawing	SIS Part Diagram 
PP4127	02	1	I			749 BHP 515 GEN KW WOF 60 HZ S	<a href="#">BreakDown...</a>		<a href="#">View Diagram</a>
KW00500	F	1	I			500 EKW W/FAN	<a href="#">BreakDown...</a>		<a href="#">View Diagram</a>
0V2020		1	I			OV2020 EPG SB PRICEMPGM20-00	<a href="#">BreakDown...</a>		<a href="#">View Diagram</a>
CA1277	08	1	I			ENGINE AR-BASIC 3412 DIT PKG G	<a href="#">BreakDown...</a>		<a href="#">View Diagram</a>
412DE1J	F	1	I			3412 480/277V 60 HZ	<a href="#">BreakDown...</a>		<a href="#">View Diagram</a>
1676899	00	1	I			GENERAL AR-3412 DIT GEN SET	<a href="#">BreakDown...</a>		<a href="#">View Diagram</a>
1668592	02	1	I			ENGINE AR - BASIC	<a href="#">BreakDown...</a>		<a href="#">View Diagram</a>
3L0284		1	I			*****TEST - PKG GEN SET*****	<a href="#">BreakDown...</a>		<a href="#">View Diagram</a>
3L0303		1	I			*ADJUSTING-WW 2301 CONTROL SYS	<a href="#">BreakDown...</a>		<a href="#">View Diagram</a>
3N8594	04	1	I			COVER GP-ENG/GEN LIFT EYE	<a href="#">BreakDown...</a>		<a href="#">View Diagram</a>
5P2506	00	1	I			LITERATURE - ENGLISH	<a href="#">BreakDown...</a>		<a href="#">View Diagram</a>
6N8878	02	1	I			FUEL PRESSURE GAUGE	<a href="#">BreakDown...</a>		<a href="#">View Diagram</a>
1195148	01	1	I			COOLANT-LONG LIFE-BULK-1 LITER	<a href="#">BreakDown...</a>		<a href="#">View Diagram</a>
1426947	04	1	I			SENSOR GP-LEVEL-LOW COOLANT	<a href="#">BreakDown...</a>		<a href="#">View Diagram</a>
1497876	03	1	I			FASTNER GP-COUPPING-GENERATOR	<a href="#">BreakDown...</a>		<a href="#">View Diagram</a>
1533434	04	1	I			MOUNTING GP-ENGINE-FLEXIBLE	<a href="#">BreakDown...</a>		<a href="#">View Diagram</a>
1556256	00	1	I			CONTROL GP-GOVERNOR SPEED	<a href="#">BreakDown...</a>		<a href="#">View Diagram</a>
3L0432		1	I			*TEST - PKG GEN SET (EMCP II)*	<a href="#">BreakDown...</a>		<a href="#">View Diagram</a>
1683241	05	1	I			ENCLOSURE GROUP	<a href="#">BreakDown...</a>		<a href="#">View Diagram</a>
1683290	03	1	I			CLEANER GP-AIR-SINGLE ELEMENT	<a href="#">BreakDown...</a>		<a href="#">View Diagram</a>
1690226	03	1	I			BOX GP - JUNCTION	<a href="#">BreakDown...</a>		<a href="#">View Diagram</a>
1690247	07	1	I			BOX GROUP-BREAKER	<a href="#">BreakDown...</a>		<a href="#">View Diagram</a>
1692050	09	1	I			RADIATOR GP	<a href="#">BreakDown...</a>		<a href="#">View Diagram</a>
1694439	04	1	I			HARNESS ASSEMBLY-WIRING SENSOR	<a href="#">BreakDown...</a>		<a href="#">View Diagram</a>
1694441	05	1	I			HARNESS ASSEMBLY-WIREING BASIC	<a href="#">BreakDown...</a>		<a href="#">View Diagram</a>
1694444	04	1	I			HARNESS AS - WIRING - GOV	<a href="#">BreakDown...</a>		<a href="#">View Diagram</a>
1694450	03	1	I			HARNESS ASSEMBLY-WIRING AC	<a href="#">BreakDown...</a>		<a href="#">View Diagram</a>
1737080	00	1	I			GENERATOR AR-SR4B 591 FRAME PM	<a href="#">BreakDown...</a>		<a href="#">View Diagram</a>
1803986	02	1	I			MTG GP - JUNCTION	<a href="#">BreakDown...</a>		<a href="#">View Diagram</a>
1560040	00	1	I			TRANSFORMER GP	<a href="#">BreakDown...</a>		<a href="#">View Diagram</a>
1888215	01	1	I			GUARD GP - BELT	<a href="#">BreakDown...</a>		<a href="#">View Diagram</a>
1968775	01	1	I			SWITCH GP	<a href="#">BreakDown...</a>		<a href="#">View Diagram</a>
CA1371	02	1	I			CONTROL PANEL-EMCP II+	<a href="#">BreakDown...</a>		<a href="#">View Diagram</a>
EMCPLUS	F	1	I			EMCP TWO PLUS	<a href="#">BreakDown...</a>		<a href="#">View Diagram</a>
1533441	02	1	I			SENSOR GP - ENGINE	<a href="#">BreakDown...</a>		<a href="#">View Diagram</a>
1690200	08	1	I			PANEL GP - EMCP II +	<a href="#">BreakDown...</a>		<a href="#">View Diagram</a>
1716833	03	1	I			RELAY GP	<a href="#">BreakDown...</a>		<a href="#">View Diagram</a>
1933247	02	1	I			HARNESS AS	<a href="#">BreakDown...</a>		<a href="#">View Diagram</a>
CA1923	02	1	I			ENCLOSURE GP-GENERATOR	<a href="#">BreakDown...</a>	<a href="#">Drawing...</a>	<a href="#">View Diagram</a>

132 results found, displaying 1 to 132

Reference Number	Eng Chg	Quantity	ASM	LESS 	Set Type	Description	BreakDown...	Reference Drawing	SIS Part Diagram 
ENCSA14	F	1	I			SOUND ATTEN ENCLOSURE - YELLOW	BreakDown...		<a href="#">View Diagram</a>
1660857	03	1	I			DISPOSAL GROUP-FUMES	BreakDown...		<a href="#">View Diagram</a>
1881008	04	1	I			ENCLOSURE GP - GENERATOR	BreakDown...		<a href="#">View Diagram</a>
CA2103	00	1	I			LIGHTING GP	BreakDown...	<a href="#">Drawing...</a>	<a href="#">View Diagram</a>
ENCIML1	F	1	I			ENCLOSURE INT. MAINT. LIGHT	BreakDown...		<a href="#">View Diagram</a>
1902562	02	1	I			LIGHTING GP - (4)	BreakDown...		<a href="#">View Diagram</a>
CA1410	04	1	I			BASE GP-FUEL TANK	BreakDown...	<a href="#">Drawing...</a>	<a href="#">View Diagram</a>
FTBDW35	F	1	I			SDW FUEL TNK BS-1000GAL(3785L)	BreakDown...		<a href="#">View Diagram</a>
1683252	02	1	I			LINES GROUP - DRAIN-COOLANT	BreakDown...		<a href="#">View Diagram</a>
1692121	01	1	I			LINES GROUP - DRAIN OIL	BreakDown...		<a href="#">View Diagram</a>
1708402	02	1	I			BASE GP - ENGINE & GENERATOR	BreakDown...		<a href="#">View Diagram</a>
1708426	01	1	I			LINES GROUP - FUEL	BreakDown...		<a href="#">View Diagram</a>
1714503	02	1	I			BASE GP - FUEL TANK - 1000 GAL	BreakDown...		<a href="#">View Diagram</a>
1988793	00	1	I			SUPPORT GP - BATTERY	BreakDown...		<a href="#">View Diagram</a>
1690241	01	1	I			CONNECTION GP	BreakDown...		<a href="#">View Diagram</a>
1991238	00	1	I			WIRING GP	BreakDown...		<a href="#">View Diagram</a>
CA1942	00	1	I			REMOVAL AR-DISPOSAL GP	BreakDown...		<a href="#">View Diagram</a>
FUMDIS1	F	1	I			FUMES DISPOSAL	BreakDown...		<a href="#">View Diagram</a>
EXTEN01	F	1	I			EXTENSION	BreakDown...	<a href="#">Drawing...</a>	<a href="#">View Diagram</a>
1883851	03	1	I			EXTENSION GP	BreakDown...		<a href="#">View Diagram</a>
EXTEN07	F	1	I			EXTENSION	BreakDown...	<a href="#">Drawing...</a>	<a href="#">View Diagram</a>
1883857	01	1	I			EXTENSION GP	BreakDown...		<a href="#">View Diagram</a>
CA1445	02	1	I			HEATER GP-SPACE	BreakDown...	<a href="#">Drawing...</a>	<a href="#">View Diagram</a>
SHK0001	F	1	I			SPACE HEATER KIT	BreakDown...		<a href="#">View Diagram</a>
1716842	02	1	I			CONNECTION GP	BreakDown...		<a href="#">View Diagram</a>
CA1624	06	1	I			REGULATOR GP-VOLTAGE-DIGITAL	BreakDown...	<a href="#">Drawing...</a>	<a href="#">View Diagram</a>
OVRDG05	F	1	I			DIGITAL VOLTAGE REGULATOR	BreakDown...		<a href="#">View Diagram</a>
1439519	04	1	I			REGULATOR GP - VOLTAGE	BreakDown...		<a href="#">View Diagram</a>
1558893	01	1	I			DROOP KIT	BreakDown...		<a href="#">View Diagram</a>
1933262	01	1	I			HARNESS AS	BreakDown...		<a href="#">View Diagram</a>
CA0846	04	1	I			ENGLISH DISPLAY UNITS	BreakDown...		<a href="#">View Diagram</a>
EMCENGU	F	1	I			ENGLISH DISPLAY UNITS	BreakDown...		<a href="#">View Diagram</a>
1214713	00	1	I			ENGLISH DISPLAY UNITS	BreakDown...		<a href="#">View Diagram</a>
CA2321	00	1	I			MOUNTING GP-CONT PANEL(RH)	BreakDown...		<a href="#">View Diagram</a>
EMCCPRH	F	1	I			CONTROL PANEL MOUNTING - RH	BreakDown...	<a href="#">Drawing...</a>	<a href="#">View Diagram</a>
1692106	03	1	I			MOUNTING GP. - CONTROL PANEL	BreakDown...		<a href="#">View Diagram</a>
2037165	00	1	I			CONNECTION GP	BreakDown...		<a href="#">View Diagram</a>
CA1439	01	1	I			PANEL GP-EMSII	BreakDown...		<a href="#">View Diagram</a>
INSPKG1	F	1	I			INSTRUMENT PACKAGE	BreakDown...		<a href="#">View Diagram</a>
1533460	03	1	I			SENSOR GP-ENGINE (EMSII)	BreakDown...		<a href="#">View Diagram</a>
1694443	03	1	I			HARNESS ASSWMBLY - WIRING	BreakDown...		<a href="#">View Diagram</a>
1720847	02	1	I			PANEL GP - INSTR - D	BreakDown...		<a href="#">View Diagram</a>
CA1436	03	1	I			CONTROL GP-ALARM MODULE-NFPA99	BreakDown...	<a href="#">Drawing...</a>	<a href="#">View Diagram</a>
EMCAM06	F	1	I			ALARM MODULE - NFPA 99	BreakDown...		<a href="#">View Diagram</a>
1716827	03	1	I			CONTROL GP	BreakDown...		<a href="#">View Diagram</a>
EMCLFA1	F	1	I			LOW FUEL LEVEL ALARM INDIC.	BreakDown...		<a href="#">View Diagram</a>
2060320	00	1	I			LOW FUEL LEVEL ALARM INDICATOR	BreakDown...		<a href="#">View Diagram</a>
EMCRMP2	F	1	I			REM. ANNUNCIATOR PANEL-8 LIGHT	BreakDown...	<a href="#">Drawing...</a>	<a href="#">View Diagram</a>
1311962	02	1	I			REM. ANNUNCIATOR PANEL-8 LIGHT	BreakDown...		<a href="#">View Diagram</a>
CA1389	01	1	I			HEATER GP-JACKET WATER-6000 WA	BreakDown...	<a href="#">Drawing...</a>	<a href="#">View Diagram</a>
COLHTR2	F	1	I			JACKETWATER COOLANT HEATER	BreakDown...	<a href="#">Drawing...</a>	<a href="#">View Diagram</a>
1683238	02	1	I			HEATER GROUP - JACKET WATER	BreakDown...		<a href="#">View Diagram</a>
1716841	03	1	I			CONNECTION GP	BreakDown...		<a href="#">View Diagram</a>
CA1948	02	1	I			BATTERY CHARGER - 10 AMP UL W/	BreakDown...		<a href="#">View Diagram</a>
BTC1015	F	1	I			BATTERY CHARGER-10AMP DUALRATE	BreakDown...		<a href="#">View Diagram</a>
1116138	02	1	I			BATTERY CHARGER 10 AMP	BreakDown...		<a href="#">View Diagram</a>
1716844	04	1	I			CONNECTION GP - G	BreakDown...		<a href="#">View Diagram</a>

132 results found, displaying 1 to 132

Reference Number	Eng Chg	Quantity	ASM	LESS 	Set Type	Description	BreakDown...	Reference Drawing	SIS Part Diagram 
1847040	01	1	I			MTG GP - CHARGER	<a href="#">BreakDown...</a>		<a href="#">View Diagram</a>
CA1073	03	1	I			OVERSIZE BATTERY	<a href="#">BreakDown...</a>		<a href="#">View Diagram</a>
BAT2416	F	1	I			OVERSIZE BATTERY	<a href="#">BreakDown...</a>		<a href="#">View Diagram</a>
7L7872	08	1	I			24 VOLT BATTERY SET - DRY	<a href="#">BreakDown...</a>		<a href="#">View Diagram</a>
CNTCT01	F	1	I			CONTACTOR GP	<a href="#">BreakDown...</a>		<a href="#">View Diagram</a>
1847031	02	1	I			CONTACTOR GP	<a href="#">BreakDown...</a>		<a href="#">View Diagram</a>
CA1993	01	1	I			BREAKER GP-CIRCUIT-800 AMP-UL	<a href="#">BreakDown...</a>	<a href="#">Drawing...</a>	<a href="#">View Diagram</a>
CBK0048	F	1	I			800AMP 3-POLE CIRCUIT BREAKER	<a href="#">BreakDown...</a>	<a href="#">Drawing...</a>	<a href="#">View Diagram</a>
1690237	03	1	I			COVER GROUP-POWER TERMINAL	<a href="#">BreakDown...</a>		<a href="#">View Diagram</a>
1694524	07	1	I			MOUNTING GROUP-BREAKER	<a href="#">BreakDown...</a>		<a href="#">View Diagram</a>
1832489	01	1	I			BREAKER GP-CIRCUIT	<a href="#">BreakDown...</a>		<a href="#">View Diagram</a>
1847038	01	1	I			WIRING GP. CIRCUIT BREAKER	<a href="#">BreakDown...</a>		<a href="#">View Diagram</a>
1898892	01	1	I			CABLE GP - ELEC	<a href="#">BreakDown...</a>		<a href="#">View Diagram</a>
CA1764	02	1	I			REMOVAL AR-1200 AMPS PTS	<a href="#">BreakDown...</a>		<a href="#">View Diagram</a>
PTSREM1	F	1	I			REMOVAL AR-POWER TERM. STRIP	<a href="#">BreakDown...</a>		<a href="#">View Diagram</a>
CA1774	03	1	I			COVER GP-CIRCUIT BREAKER-RIGHT	<a href="#">BreakDown...</a>		<a href="#">View Diagram</a>
CBRH002	F	1	I			CIRCUIT BREAKER - RH	<a href="#">BreakDown...</a>	<a href="#">Drawing...</a>	<a href="#">View Diagram</a>
5N9698		1	I			NOTE- SINGLE BREAKER RIGHT	<a href="#">BreakDown...</a>		<a href="#">View Diagram</a>
5N9696		1	I			NOTE - BOTTOM CABLE ENTRY	<a href="#">BreakDown...</a>		<a href="#">View Diagram</a>
5N9597		1	I			VOLTAGE INDICATOR 480V, 60HZ	<a href="#">BreakDown...</a>		<a href="#">View Diagram</a>
60H0480	F	1	I			60HZ 480 VOLTS	<a href="#">BreakDown...</a>		<a href="#">View Diagram</a>
0V1065		1	I			END USE: GENERAL EPG	<a href="#">BreakDown...</a>		<a href="#">View Diagram</a>
MSEPGGN	F	1	I			GENERAL EPG	<a href="#">BreakDown...</a>		<a href="#">View Diagram</a>
0P9715		2	I			EXTRA LITERATURE - ENGLISH	<a href="#">BreakDown...</a>		<a href="#">View Diagram</a>
LITENGE	F	2	I			EXTRA ENGLISH LITERATURE	<a href="#">BreakDown...</a>		<a href="#">View Diagram</a>
9Y8156		1	I			STANDBY POWER APPLICATION	<a href="#">BreakDown...</a>		<a href="#">View Diagram</a>
STANDBY	F	1	I			STANDBY POWER APPLICATION	<a href="#">BreakDown...</a>		<a href="#">View Diagram</a>
CA0866	05	1	I			LANGUAGE MARKINGS-ENGLISH	<a href="#">BreakDown...</a>		<a href="#">View Diagram</a>
LANENGO	F	1	I			ENGLISH LANGUAGE OPTION	<a href="#">BreakDown...</a>		<a href="#">View Diagram</a>
PP4127	02	1	I			749 BHP 515 GEN KW WOF 60 HZ S	<a href="#">BreakDown...</a>		<a href="#">View Diagram</a>
2T9804	00	1	I			558.5 KW @ 1800 RPM (749 BHP)	<a href="#">BreakDown...</a>		<a href="#">View Diagram</a>
NONCERT	F	1	I			NOT EPA&CARB NONROAD EMIS CERT	<a href="#">BreakDown...</a>		<a href="#">View Diagram</a>
NONULL	F	1	I			NON UL 2200 LISTED PKG GEN SET	<a href="#">BreakDown...</a>		<a href="#">View Diagram</a>
2301GOV	F	1	I			2301 GOVERNOR	<a href="#">BreakDown...</a>		<a href="#">View Diagram</a>
BOTCBLE	F	1	I			BOTTOM CABLE ENTRY CIRCUIT BKR	<a href="#">BreakDown...</a>		<a href="#">View Diagram</a>
XLLENGL	F	1	I			EXTRA ENGLISH LITERATURE	<a href="#">BreakDown...</a>		<a href="#">View Diagram</a>

Caterpillar Confidential: **Green**

Content Owner: Commercial Processes Division

Web Master(s): [PSG Web Based Systems Support](#)

Current Date: 3/26/2019, 8:34:27 AM

© Caterpillar Inc. 2019 All Rights Reserved.

[Data Privacy Statement.](#)