

# ORDER INVOICE WITH ENGINEERING BREAKDOWN

## [24Z09225]

**MARCH 15, 2019**

 For Help Desk Phone Numbers [Click here](#)

### Caution Ordering Parts from TMI Order Invoice with Engineering Breakdown

Order Invoice with Engineering Breakdown information is provided by the orders system, once you click breakdown of a part, TMI pulls the information from the Engineering Data System (EDS).

EDS is not a manufacturing bill of material system but a engineering part in effect system. TMI uses the built date and calls EDS to pull the part in effect at that time.

Recently, TMI added an as manufactured tab. This tab provides the consist as reported from the engine factory. This data is limited but growing for new manufactured engines. To see an example enter "WRH00104"

To validate you are ordering a correct part, TMI encourages you to contact Morton Parts. 800-566-7782 or [tech\\_support@cat.com](mailto:tech_support@cat.com)

The below option will email full breakdown of the serial number

Excel  PDF


FullBreakDown

Sales Model: 3512 DITA Invoice Number:GE 256094 Dealer: H370 S.O. Number: CNN7100 Invoice Date: 1999-08-26

[Feature Code](#)
[Part Numbers](#)
[Ship Loose](#)
[Help](#)

## Feature Codes [Top](#)

40 results found, displaying 1 to 40

Reference Number	Eng Chg	Quantity	ASM	LESS 	Set Type	Reference Drawing	Description
<a href="#">KW01250</a>	F	1	I				1250 EKW W/FAN
<a href="#">512DE55</a>	F	1	I				3512 1250 EKW 60 HZ PGS-STBY
<a href="#">EMCENGU</a>	F	1	I				ENGLISH DISPLAY UNITS
<a href="#">CSA0001</a>	F	1	I				CSA CERTIFICATION
<a href="#">EMCAM07</a>	F	1	I				ALARM MODULE - NFPA 110
<a href="#">EMCPLAR</a>	F	1	I				PANEL LIGHTS/AUXILIARY RELAY
<a href="#">CLSSTND</a>	F	1	I				COOLANT LOSS SENSING
<a href="#">GOVLS01</a>	F	1	I				2301A LOAD SHARING GOVERNOR
<a href="#">GENCON1</a>	F	1	I				GENERATOR CONVERSION
<a href="#">SHREL01</a>	F	1	I			<a href="#">Drawing...</a>	SPACE HEATER RELAY
<a href="#">RAD4604</a>	F	1	I			<a href="#">Drawing...</a>	RADIATOR 46/CV
<a href="#">RRM0029</a>	F	1	I				RADIATOR REMOVAL 72/25, 0.428
<a href="#">FANPL03</a>	F	1	I				FAN PULLEY 0.428 RATIO
<a href="#">CLS0011</a>	F	1	I				COOLANT LEVEL SENSOR
<a href="#">ACT0005</a>	F	1	I				ANTIFREEZE
<a href="#">FLN0001</a>	F	1	I			<a href="#">Drawing...</a>	FLEXIBLE FUEL LINES
<a href="#">FPPRH03</a>	F	1	I				FUEL PRIMING PUMP, RH MOUNTED
<a href="#">FULCOL2</a>	F	1	I			<a href="#">Drawing...</a>	FUEL COOLER
<a href="#">FUMDIS1</a>	F	1	I				FUMES DISPOSAL
<a href="#">LUBOIL1</a>	F	1	I				LUBRICATING OIL
<a href="#">OPADRN4</a>	F	1	I			<a href="#">Drawing...</a>	OIL PAN DRAIN VALVE
<a href="#">ELSDLH3</a>	F	1	I			<a href="#">Drawing...</a>	ELEC START MTR LH DUAL 24V

40 results found, displaying 1 to 40



Reference Number	Eng Chg	Quantity	ASM	LESS	Set Type	Reference Drawing	Description
<a href="#">BAT2418</a>	F	1	I			<a href="#">Drawing...</a>	24 VOLT BATTERY SET - DRY
<a href="#">BTRCBL1</a>	F	1	I				BATTERY CABLES
<a href="#">JWHD002</a>	F	1	I			<a href="#">Drawing...</a>	JACKET WATER HEATER - DUAL
<a href="#">ALT2447</a>	F	1	I				CHARGING ALTERNATOR 24V 35 AMP
<a href="#">CBK0039</a>	F	1	I			<a href="#">Drawing...</a>	CIRCUIT BKR W/ST 3 POLE 2500 A
<a href="#">CBS3P03</a>	F	1	I				AUXILIARY SWITCH
<a href="#">TSPCSA5</a>	F	1	I				NEUTRAL GROUNDING CONNECTION
<a href="#">CCM0001</a>	F	1	I				CUST COMMUNICATIONS MODULE-CCM
<a href="#">EMCCIM1</a>	F	1	I				CUSTOMER INTERFACE MODULE-CIM
<a href="#">60H0480</a>	F	1	I				60HZ 480 VOLTS
<a href="#">TRSGEN1</a>	F	1	I				GENERATOR TEST REPORT
<a href="#">TRSGEN7</a>	F	1	I				PGS TEST REPORT @ 0.8 PF
<a href="#">TSPCSA4</a>	F	1	I				CSA TEST AND CERTIFICATION
<a href="#">CBDISC1</a>	F	1	I				CIRCUIT BREAKER DISCLAIMER
<a href="#">3512MUJ</a>	F	1	I			<a href="#">Drawing...</a>	3512 DIESEL ENGINE
<a href="#">60HERTZ</a>	F	1	I				60 HERTZ
<a href="#">STANDBY</a>	F	1	I				STANDBY POWER APPLICATION
<a href="#">EMCPTWO</a>	F	1	I				ELECTRONIC MODULAR CONTROL PNL

## Part Numbers [Top](#)



133 results found, displaying 1 to 133

Reference Number	Eng Chg	Quantity	ASM	LESS	Set Type	Description	BreakDown...	Reference Drawing	SIS Part Diagram
PL8659	05	1	I			1818BHP 1252GEN KW WOF 60HZ SB	<a href="#">BreakDown...</a>		<a href="#">View Diagram</a>
KW01250	F	1	I			1250 EKW W/FAN	<a href="#">BreakDown...</a>		<a href="#">View Diagram</a>
0P8935		1	I			0P8935 MAJOR ACCTS PGM PSD15	<a href="#">BreakDown...</a>		<a href="#">View Diagram</a>
0P8709		1	I			STANDBY ALLOW PGM - PGM 344	<a href="#">BreakDown...</a>		<a href="#">View Diagram</a>
0P9888		1	I			0P9888 STANDBY PLUS PGM 344	<a href="#">BreakDown...</a>		<a href="#">View Diagram</a>
LA0512	09	1	I			3512 1250 EKW 60 HZ PGS-STBY	<a href="#">BreakDown...</a>	<a href="#">Drawing...</a>	<a href="#">View Diagram</a>
512DE55	F	1	I			3512 1250 EKW 60 HZ PGS-STBY	<a href="#">BreakDown...</a>		<a href="#">View Diagram</a>
7C5185	17	1	I			3512 ENGINE AR - BASIC	<a href="#">BreakDown...</a>		<a href="#">View Diagram</a>
3L0414		1	I			SINGLE BEARING GEN ALIGN-3500	<a href="#">BreakDown...</a>		<a href="#">View Diagram</a>
3L0432		1	I			TEST - PKG GEN SET (EMCP II)	<a href="#">BreakDown...</a>		<a href="#">View Diagram</a>
4P7610	02	1	I			PICK UP GP - MAGNETIC	<a href="#">BreakDown...</a>		<a href="#">View Diagram</a>
5N7562	00	1	I			NOTE-CONTROL PANEL MTG (REAR)	<a href="#">BreakDown...</a>		<a href="#">View Diagram</a>
5P2506	00	1	I			LITERATURE GP - ENGLISH	<a href="#">BreakDown...</a>		<a href="#">View Diagram</a>
7C2459	02	1	I			GUARD GP - BELT	<a href="#">BreakDown...</a>		<a href="#">View Diagram</a>
7N6782	08	1	I			RESTRICTION INDICATOR	<a href="#">BreakDown...</a>	<a href="#">Drawing...</a>	<a href="#">View Diagram</a>
7W5639	02	1	I			BLOWER FAN 1829 MM (72 IN.)	<a href="#">BreakDown...</a>	<a href="#">Drawing...</a>	<a href="#">View Diagram</a>
7W6669	01	1	I			GUARD GP - DAMPER	<a href="#">BreakDown...</a>		<a href="#">View Diagram</a>
8N7182	06	1	I			DAMPER GP	<a href="#">BreakDown...</a>		<a href="#">View Diagram</a>
8N9302	08	1	I			CLEANER GP	<a href="#">BreakDown...</a>		<a href="#">View Diagram</a>
8N9639	04	1	I			GUARD GP-DAMPER	<a href="#">BreakDown...</a>		<a href="#">View Diagram</a>
1044704	03	1	I			MTG GP - CONTROL PNL (EMCP II)	<a href="#">BreakDown...</a>		<a href="#">View Diagram</a>
1049728	02	1	I			MOUNTING GP - CONTACTOR	<a href="#">BreakDown...</a>		<a href="#">View Diagram</a>
1057183	02	1	I			FASTENER GP - EMCP II (3512)	<a href="#">BreakDown...</a>		<a href="#">View Diagram</a>
1157033	00	1	I			RAIL GP - ENGINE SPT	<a href="#">BreakDown...</a>		<a href="#">View Diagram</a>
1204520	03	1	I			HARNESS AS - WIRING 3512	<a href="#">BreakDown...</a>		<a href="#">View Diagram</a>
1218855	06	1	I			CONNECTION GP	<a href="#">BreakDown...</a>		<a href="#">View Diagram</a>
1343241	01	1	I			CONTROL GP	<a href="#">BreakDown...</a>		<a href="#">View Diagram</a>
1360991	04	1	I			PANEL AS - CONTROL (EMCP II)	<a href="#">BreakDown...</a>		<a href="#">View Diagram</a>
1411808	01	1	I			BOX GP-BASIC	<a href="#">BreakDown...</a>		<a href="#">View Diagram</a>
1441700	03	1	I			GENERATOR AR-PWR (A680)	<a href="#">BreakDown...</a>		<a href="#">View Diagram</a>
1530191	01	1	I			INSTALLATION AR-GENERATOR	<a href="#">BreakDown...</a>		<a href="#">View Diagram</a>
EMCENGU	F	1	I			ENGLISH DISPLAY UNITS	<a href="#">BreakDown...</a>		<a href="#">View Diagram</a>
1214713	00	1	I			ENGLISH DISPLAY UNITS	<a href="#">BreakDown...</a>		<a href="#">View Diagram</a>

133 results found, displaying 1 to 133

Reference Number	Eng Chg	Quantity	ASM	LESS 	Set Type	Description	BreakDown...	Reference Drawing	SIS Part Diagram 
CSA0001	F	1	I			CSA CERTIFICATION	<a href="#">BreakDown...</a>		<a href="#">View Diagram</a>
1214706	00	1	I			CSA CERTIFICATION	<a href="#">BreakDown...</a>		<a href="#">View Diagram</a>
EMCAM07	F	1	I			ALARM MODULE - NFPA 110	<a href="#">BreakDown...</a>		<a href="#">View Diagram</a>
1214717	01	1	I			ALARM MODULE - NFPA 110	<a href="#">BreakDown...</a>	<a href="#">Drawing...</a>	<a href="#">View Diagram</a>
EMCPLAR	F	1	I			PANEL LIGHTS/AUXILIARY RELAY	<a href="#">BreakDown...</a>		<a href="#">View Diagram</a>
1214712	01	1	I			PANEL LIGHTS/AUXILIARY RELAY	<a href="#">BreakDown...</a>		<a href="#">View Diagram</a>
CLSSTND	F	1	I			COOLANT LOSS SENSING	<a href="#">BreakDown...</a>		<a href="#">View Diagram</a>
1391129	00	1	I			COOLANT SENSING PROGRAM	<a href="#">BreakDown...</a>		<a href="#">View Diagram</a>
LA2044	00	1	I			2301A LOAD SHARING GOVERNOR	<a href="#">BreakDown...</a>		<a href="#">View Diagram</a>
GOVLS01	F	1	I			2301A LOAD SHARING GOVERNOR	<a href="#">BreakDown...</a>		<a href="#">View Diagram</a>
1315454	02	1	I			2301A LOAD SHARING GOVERNOR	<a href="#">BreakDown...</a>	<a href="#">Drawing...</a>	<a href="#">View Diagram</a>
LA1969	03	1	I			GENERATOR CONVERSION	<a href="#">BreakDown...</a>	<a href="#">Drawing...</a>	<a href="#">View Diagram</a>
GENCON1	F	1	I			GENERATOR CONVERSION	<a href="#">BreakDown...</a>		<a href="#">View Diagram</a>
1546022	00	1	I			CONVERSION GP	<a href="#">BreakDown...</a>		<a href="#">View Diagram</a>
3L0456		1	I			PROCEDURE - DVR PROG AND TEST	<a href="#">BreakDown...</a>		<a href="#">View Diagram</a>
1216202	06	1	I			REGULATOR GP	<a href="#">BreakDown...</a>		<a href="#">View Diagram</a>
1455138	00	1	I			WIRING GP - DVR POWER	<a href="#">BreakDown...</a>		<a href="#">View Diagram</a>
SHREL01	F	1	I			SPACE HEATER RELAY	<a href="#">BreakDown...</a>	<a href="#">Drawing...</a>	<a href="#">View Diagram</a>
1220335	02	1	I			SPACE HEATER RELAY	<a href="#">BreakDown...</a>		<a href="#">View Diagram</a>
LA1532	00	1	I			RADIATOR 46/CV	<a href="#">BreakDown...</a>		<a href="#">View Diagram</a>
RAD4604	F	1	I			RADIATOR 46/CV	<a href="#">BreakDown...</a>	<a href="#">Drawing...</a>	<a href="#">View Diagram</a>
7C1664	07	1	I			DRIVE GROUP - FAN	<a href="#">BreakDown...</a>		<a href="#">View Diagram</a>
9Y6676	04	1	I			RADIATOR GP (C) (46/CV) (IEA)	<a href="#">BreakDown...</a>		<a href="#">View Diagram</a>
PA1764	08	1	I			RADIATOR REMOVAL 72/25, 0.428	<a href="#">BreakDown...</a>		<a href="#">View Diagram</a>
RRM0029	F	1	I			RADIATOR REMOVAL 72/25, 0.428	<a href="#">BreakDown...</a>		<a href="#">View Diagram</a>
7W5224	00	1	I			FAN PULLEY 0.428 RATIO	<a href="#">BreakDown...</a>		<a href="#">View Diagram</a>
FANPL03	F	1	I			FAN PULLEY 0.428 RATIO	<a href="#">BreakDown...</a>		<a href="#">View Diagram</a>
CLS0011	F	1	I			COOLANT LEVEL SENSOR	<a href="#">BreakDown...</a>		<a href="#">View Diagram</a>
1052048	02	1	I			COOLANT LEVEL SENSOR	<a href="#">BreakDown...</a>		<a href="#">View Diagram</a>
PA3948	04	1	I			ANTIFREEZE	<a href="#">BreakDown...</a>		<a href="#">View Diagram</a>
ACT0005	F	1	I			ANTIFREEZE	<a href="#">BreakDown...</a>		<a href="#">View Diagram</a>
2P9868	04	1	I			ANTIFREEZE-BULK - 1 LITER	<a href="#">BreakDown...</a>		<a href="#">View Diagram</a>
5N3701		1	I			**FACTORY NOTE**	<a href="#">BreakDown...</a>		<a href="#">View Diagram</a>
5N2438	05	1	I			FLEXIBLE FUEL LINES	<a href="#">BreakDown...</a>	<a href="#">Drawing...</a>	<a href="#">View Diagram</a>
FLN0001	F	1	I			FLEXIBLE FUEL LINES	<a href="#">BreakDown...</a>	<a href="#">Drawing...</a>	<a href="#">View Diagram</a>
9Y6095	05	1	I			FUEL PRIMING PUMP	<a href="#">BreakDown...</a>		<a href="#">View Diagram</a>
FPPRH03	F	1	I			FUEL PRIMING PUMP, RH MOUNTED	<a href="#">BreakDown...</a>		<a href="#">View Diagram</a>
7E6681	03	1	I			FUEL COOLER	<a href="#">BreakDown...</a>		<a href="#">View Diagram</a>
FULCOL2	F	1	I			FUEL COOLER	<a href="#">BreakDown...</a>	<a href="#">Drawing...</a>	<a href="#">View Diagram</a>
LA1699	02	1	I			FUMES DISPOSAL	<a href="#">BreakDown...</a>		<a href="#">View Diagram</a>
FUMDIS1	F	1	I			FUMES DISPOSAL	<a href="#">BreakDown...</a>		<a href="#">View Diagram</a>
9Y5563	00	1	I			FUMES DISPOSAL	<a href="#">BreakDown...</a>	<a href="#">Drawing...</a>	<a href="#">View Diagram</a>
4W0472	04	1	I			FUMES DISPOSAL	<a href="#">BreakDown...</a>	<a href="#">Drawing...</a>	<a href="#">View Diagram</a>
PA5311	05	1	I			LUBRICATING OIL	<a href="#">BreakDown...</a>		<a href="#">View Diagram</a>
LUBOIL1	F	1	I			LUBRICATING OIL	<a href="#">BreakDown...</a>		<a href="#">View Diagram</a>
5P2586	03	1	I			OIL - BULK - ONE LITER	<a href="#">BreakDown...</a>		<a href="#">View Diagram</a>
9Y7876	01	1	I			OIL PAN DRAIN VALVE	<a href="#">BreakDown...</a>	<a href="#">Drawing...</a>	<a href="#">View Diagram</a>
OPADRN4	F	1	I			OIL PAN DRAIN VALVE	<a href="#">BreakDown...</a>	<a href="#">Drawing...</a>	<a href="#">View Diagram</a>
PA2478	06	1	I			ELECTRIC STARTING MOTOR LH	<a href="#">BreakDown...</a>	<a href="#">Drawing...</a>	<a href="#">View Diagram</a>
ELSDLH3	F	1	I			ELEC START MTR LH DUAL 24V	<a href="#">BreakDown...</a>	<a href="#">Drawing...</a>	<a href="#">View Diagram</a>
8N3896	13	1	I			ELECTRIC STARTING MOTOR 24VDC	<a href="#">BreakDown...</a>	<a href="#">Drawing...</a>	<a href="#">View Diagram</a>
PA1788	09	1	I			24 VOLT BATTERY SET - DRY	<a href="#">BreakDown...</a>		<a href="#">View Diagram</a>
BAT2418	F	1	I			24 VOLT BATTERY SET - DRY	<a href="#">BreakDown...</a>	<a href="#">Drawing...</a>	<a href="#">View Diagram</a>
7L7871	08	1	I			24 VOLT BATTERY SET - DRY	<a href="#">BreakDown...</a>		<a href="#">View Diagram</a>
7W0825	01	1	I			BATTERY CABLES	<a href="#">BreakDown...</a>		<a href="#">View Diagram</a>
BTRCBL1	F	1	I			BATTERY CABLES	<a href="#">BreakDown...</a>		<a href="#">View Diagram</a>
PA4391	08	1	I			JACKET WATER HEATER - DUAL	<a href="#">BreakDown...</a>		<a href="#">View Diagram</a>

133 results found, displaying 1 to 133


Reference Number	Eng Chg	Quantity	ASM	LESS 	Set Type	Description	BreakDown...	Reference Drawing	SIS Part Diagram 
JWHD002	F	1	I			JACKET WATER HEATER - DUAL	<a href="#">BreakDown...</a>	<a href="#">Drawing...</a>	<a href="#">View Diagram</a>
6I1041	04	1	I			MOUNTING GP - JACKET WATER HTR	<a href="#">BreakDown...</a>		<a href="#">View Diagram</a>
6I1042	06	1	I			MOUNTING GP - JACKET WATER HTR	<a href="#">BreakDown...</a>		<a href="#">View Diagram</a>
7E6248	05	1	I			HEATER GP - JACKET WATER	<a href="#">BreakDown...</a>		<a href="#">View Diagram</a>
PA2354	08	1	I			CHARGING ALTERNATOR 24V 35AMP	<a href="#">BreakDown...</a>		<a href="#">View Diagram</a>
ALT2447	F	1	I			CHARGING ALTERNATOR 24V 35 AMP	<a href="#">BreakDown...</a>		<a href="#">View Diagram</a>
7C4803	02	1	I			ALTERNATOR GP - A	<a href="#">BreakDown...</a>		<a href="#">View Diagram</a>
7E4836	04	1	I			MOUNTING GP - ALT	<a href="#">BreakDown...</a>		<a href="#">View Diagram</a>
7W5780	04	1	I			GUARD GROUP - BELT	<a href="#">BreakDown...</a>		<a href="#">View Diagram</a>
1053255	00	1	I			MOUNTING GP-BREAKER	<a href="#">BreakDown...</a>		<a href="#">View Diagram</a>
LA0467	01	1	I			CIRCUIT BKR W/ST 2500 A	<a href="#">BreakDown...</a>		<a href="#">View Diagram</a>
CBK0039	F	1	I			CIRCUIT BKR W/ST 3 POLE 2500 A	<a href="#">BreakDown...</a>	<a href="#">Drawing...</a>	<a href="#">View Diagram</a>
1057928	02	1	I			BREAKER GP - CKT	<a href="#">BreakDown...</a>		<a href="#">View Diagram</a>
1220317	02	1	I			PANEL AS.	<a href="#">BreakDown...</a>		<a href="#">View Diagram</a>
1220319	03	1	I			MOUNTING GP.	<a href="#">BreakDown...</a>		<a href="#">View Diagram</a>
1220320	01	1	I			WIRING GP.- SHUNT TRIP	<a href="#">BreakDown...</a>		<a href="#">View Diagram</a>
1220331	02	1	I			CONNECTION GP	<a href="#">BreakDown...</a>		<a href="#">View Diagram</a>
CBS3P03	F	1	I			AUXILIARY SWITCH	<a href="#">BreakDown...</a>		<a href="#">View Diagram</a>
1057932	01	1	I			AUXILIARY SWITCH	<a href="#">BreakDown...</a>		<a href="#">View Diagram</a>
TSPCSA5	F	1	I			NEUTRAL GROUNDING CONNECTION	<a href="#">BreakDown...</a>		<a href="#">View Diagram</a>
1219480	02	1	I			NEUTRAL GROUNDING CONNECTION	<a href="#">BreakDown...</a>		<a href="#">View Diagram</a>
CCM0001	F	1	I			CUST COMMUNICATIONS MODULE-CCM	<a href="#">BreakDown...</a>		<a href="#">View Diagram</a>
1028627	01	1	I			CUST COMMUNICATIONS MODULE-CCM	<a href="#">BreakDown...</a>		<a href="#">View Diagram</a>
9Y6496	02	1	I			CUSTOMER INTERFACE MODULE-CIM	<a href="#">BreakDown...</a>		<a href="#">View Diagram</a>
EMCCIM1	F	1	I			CUSTOMER INTERFACE MODULE-CIM	<a href="#">BreakDown...</a>		<a href="#">View Diagram</a>
5N9597		1	I			VOLTAGE INDICATOR 480V, 60HZ	<a href="#">BreakDown...</a>		<a href="#">View Diagram</a>
60H0480	F	1	I			60HZ 480 VOLTS	<a href="#">BreakDown...</a>		<a href="#">View Diagram</a>
0P1530		1	I			GENERATOR TEST REPORT	<a href="#">BreakDown...</a>		<a href="#">View Diagram</a>
TRSGEN1	F	1	I			GENERATOR TEST REPORT	<a href="#">BreakDown...</a>		<a href="#">View Diagram</a>
0P1793		1	I			GEN SET TEST CHG AT 0.8 PF	<a href="#">BreakDown...</a>		<a href="#">View Diagram</a>
TRSGEN7	F	1	I			PGS TEST REPORT @ 0.8 PF	<a href="#">BreakDown...</a>		<a href="#">View Diagram</a>
LA1330	00	1	I			CSA TEST AND CERTIFICATION	<a href="#">BreakDown...</a>		<a href="#">View Diagram</a>
TSPCSA4	F	1	I			CSA TEST AND CERTIFICATION	<a href="#">BreakDown...</a>		<a href="#">View Diagram</a>
3L0224		1	I			DIELECTRIC TEST - CSA	<a href="#">BreakDown...</a>		<a href="#">View Diagram</a>
3L0334		1	I			NAMEPLATE INFORMATION	<a href="#">BreakDown...</a>		<a href="#">View Diagram</a>
0P9397		1	I			CIRCUIT BREAKER DISCLAIMER	<a href="#">BreakDown...</a>		<a href="#">View Diagram</a>
CBDISC1	F	1	I			CIRCUIT BREAKER DISCLAIMER	<a href="#">BreakDown...</a>		<a href="#">View Diagram</a>
PL8659	05	1	I			1818BHP 1252GEN KW WOF 60HZ SB	<a href="#">BreakDown...</a>		<a href="#">View Diagram</a>
0T6106	01	1	I			1356 KW @ 1800 RPM (1818 BHP)	<a href="#">BreakDown...</a>		<a href="#">View Diagram</a>
3512MUI	F	1	I			3512 DIESEL ENGINE	<a href="#">BreakDown...</a>	<a href="#">Drawing...</a>	<a href="#">View Diagram</a>
60HERTZ	F	1	I			60 HERTZ	<a href="#">BreakDown...</a>		<a href="#">View Diagram</a>
STANDBY	F	1	I			STANDBY POWER APPLICATION	<a href="#">BreakDown...</a>		<a href="#">View Diagram</a>
EMCPTWO	F	1	I			ELECTRONIC MODULAR CONTROL PNL	<a href="#">BreakDown...</a>		<a href="#">View Diagram</a>

## Ship Loose [Top](#)

48 results found, displaying 1 to 48

Reference Number	Eng Chg	Quantity	ASM	LESS 	Set Type	Description	BreakDown...
0S1588		8	S			BOLT	<a href="#">BreakDown...</a>
2N8928		8	S			CLIP	<a href="#">BreakDown...</a>
2V7397		2	S			CABLE AS	<a href="#">BreakDown...</a>
3E3361		1	S			PLUG AS	<a href="#">BreakDown...</a>
3E3362		1	S			WEDGE	<a href="#">BreakDown...</a>
3K1715		1	S			CABLE AS	<a href="#">BreakDown...</a>
3N6504		1	S			HOSE AS	<a href="#">BreakDown...</a>

48 results found, displaying 1 to 48

Reference Number	Eng Chg	Quantity	ASM	LESS 	Set Type	Description	BreakDown...
3V6785		1	S			CABLE AS	<a href="#">BreakDown...</a>
5F5990		2	S			CLIP	<a href="#">BreakDown...</a>
5M2894		16	S			WASHER-HARD	<a href="#">BreakDown...</a>
5P0597		2	S			CLAMP-HOSE	<a href="#">BreakDown...</a>
5P1472		580	S			HOSE (BULK)	<a href="#">BreakDown...</a>
6V2687		2	S			SCREW	<a href="#">BreakDown...</a>
7N5274		1	S			COVER-TERMINAL	<a href="#">BreakDown...</a>
8L8413		4	S			STRAP-CABLE	<a href="#">BreakDown...</a>
8N0869		1	S			COVER-TERMINAL	<a href="#">BreakDown...</a>
8N1186		1	S			HOSE AS.	<a href="#">BreakDown...</a>
8N1663		2	S			BOOT	<a href="#">BreakDown...</a>
8N1725		1	S			COVER-TERMINAL	<a href="#">BreakDown...</a>
8T8730		2	S			SOCKET	<a href="#">BreakDown...</a>
9G0003		4	S			COVER-TERMINAL	<a href="#">BreakDown...</a>
9G0004		4	S			COVER TERMINAL	<a href="#">BreakDown...</a>
9G8909		1	S			COVER-TERMINAL	<a href="#">BreakDown...</a>
9S8752		8	S			NUT-FULL	<a href="#">BreakDown...</a>
9X0203		1	S			CONTROL GP.	<a href="#">BreakDown...</a>
9X9720		4	S			BATTERY	<a href="#">BreakDown...</a>
9Y6497		1	S			BOARD AS.	<a href="#">BreakDown...</a>
9Y9892		1	S			INSTRUCTIONS	<a href="#">BreakDown...</a>
1315454		1	S			CONTROL AS-GOV	<a href="#">BreakDown...</a>
1648940		1	S			CONT GP -E	<a href="#">BreakDown...</a>
1716719		1	S			PARTS KIT	<a href="#">BreakDown...</a>
1716721		1	S			PARTS KIT	<a href="#">BreakDown...</a>
JERD2157		1	S			SOFT	<a href="#">BreakDown...</a>
SEBP2414		1	S			PTSBK	<a href="#">BreakDown...</a>
SEBP2573		1	S			PTSBK	<a href="#">BreakDown...</a>
SEBU6042		1	S			SUPP	<a href="#">BreakDown...</a>
SEBU6251		1	S			LUBE	<a href="#">BreakDown...</a>
SEBU6701		1	S			OMM	<a href="#">BreakDown...</a>
SEBU6874		1	S			OMM	<a href="#">BreakDown...</a>
SEBU6918		1	S			OMM	<a href="#">BreakDown...</a>
SEBU6984		1	S			SUPP	<a href="#">BreakDown...</a>
SELF5260		1	S			WARRANTY	<a href="#">BreakDown...</a>
SELS0086		1	S			S.I.	<a href="#">BreakDown...</a>
SELS0115		1	S			S.I.	<a href="#">BreakDown...</a>
SELS0117		1	S			S.I.	<a href="#">BreakDown...</a>
SENR4794		1	S			SCHEMATIC	<a href="#">BreakDown...</a>
ESO		1	S			(PRNT ESO COPY)	<a href="#">BreakDown...</a>
PML		1	S			*REQUIRED DECALS	<a href="#">BreakDown...</a>

Caterpillar Confidential: **Green**

Content Owner: Commercial Processes Division

Web Master(s): [PSG Web Based Systems Support](#)

Current Date: 3/15/2019, 1:04:56 PM

© Caterpillar Inc. 2019 All Rights Reserved.

[Data Privacy Statement.](#)