

# ORDER INVOICE WITH ENGINEERING BREAKDOWN [WYB01129]

**FEBRUARY 09, 2019**

(WYB01129)-ENGINE (G2G00104)-GENERATOR

For Help Desk Phone Numbers [Click here](#)

**⚠ Caution Ordering Parts from TMI Order Invoice with Engineering Breakdown**

Order Invoice with Engineering Breakdown information is provided by the orders system, once you click breakdown of a part, TMI pulls the information from the Engineering Data System (EDS).

EDS is not a manufacturing bill of material system but a engineering part in effect system. TMI uses the built date and calls EDS to pull the part in effect at that time.

Recently, TMI added an as manufactured tab. This tab provides the consist as reported from the engine factory. This data is limited but growing for new manufactured engines. To see an example enter "WRH00104"

To validate you are ordering a correct part, TMI encourages you to contact Morton Parts. 800-566-7782 or [tech\\_support@cat.com](mailto:tech_support@cat.com)

The below option will email full breakdown of the serial number

Excel
  PDF

Sales Model: C175-16 Invoice Number:GE 691353 Dealer: B420 S.O. Number: FQZSB00 Invoice Date: 2012-09-29

[Feature Code](#)

[Part Numbers](#)

[Ship Loose](#)

[Help](#)

## Feature Codes [Top](#)

91 results found, displaying 1 to 91

Reference Number	Eng Chg	Quantity	ASM	LESS	Set Type	Reference Drawing	Description
<a href="#">175DR11</a>	F	1	I			<a href="#">Drawing...</a>	REF 175DE11, LF0017, LF0101
<a href="#">OGNPMFC</a>	F	1	I				GENERATOR 1848 FRAME PM 2B FC
<a href="#">IBCOSH</a>	F	1	I				IBC CERTIFICATION WITH OSHPD
<a href="#">LANENGO</a>	F	1	I				ENGLISH LANGUAGE OPTION
<a href="#">INSPEC4</a>	F	1	I				PREVENTATIVE INSPECTIONS
<a href="#">ACLS04</a>	F	1	I				AIR CLEANER - SINGLE ELEMENT
<a href="#">PLUG006</a>	F	1	I				PLUG GP (NO AIR INLET SHUTOFF)
<a href="#">SHK0003</a>	F	1	I				GENERATOR SPACE HEATER
<a href="#">CT06005</a>	F	1	I				CURRENT TRANSF., 600:5 RATIO
<a href="#">EXHB001</a>	F	1	S				BELLOWS - BOLTED FLANGE
<a href="#">AFTP001</a>	F	1	I				PLUG W/O AFTERCOOLER DRAIN
<a href="#">FFFWS01</a>	F	1	S				PRIMARY FUEL FILTER W/FW SEP 1
<a href="#">CHKVLV1</a>	F	1	S				FUEL CHECK VALVE
<a href="#">WIRGP06</a>	F	1	I				WIRING GP (W/O CYL TEMP SEN)
<a href="#">PLUG003</a>	F	1	I				PLUG (NO TURBO SPEED SENSORS)
<a href="#">LUBOD02</a>	F	1	I				DRAIN GP - OIL PAN 2
<a href="#">OILPN01</a>	F	1	I				STANDARD SUMP OIL PAN W/RAD
<a href="#">LUBOIL1</a>	F	1	I				LUBE OIL
<a href="#">ELEPP05</a>	F	1	I			<a href="#">Drawing...</a>	ELEC PRELUBE PUMP 24 VOLT 05
<a href="#">SPLEX02</a>	F	1	I				SIMPLEX OIL FILTER
<a href="#">CVR0021</a>	F	1	I				COVER GP - CRANKCASE
<a href="#">FUMDIS1</a>	F	1	I				FUMES DISPOSAL S1

91 results found, displaying 1 to 91

Reference Number	Eng Chg	Quantity	ASM	LESS	Set Type	Reference Drawing	Description
<a href="#">VIBIS30</a>	F	1	S			<a href="#">Drawing...</a>	ICB SEISMIC ISO 30
<a href="#">SWPT002</a>	F	1	I				SHRINK WRAP & TARP-GENSET PKG
<a href="#">SRP0014</a>	F	1	I				STORAGE PRESERVATION
<a href="#">ELSM241</a>	F	1	I			<a href="#">Drawing...</a>	ELEC STARTING MOTOR-REDUNDANT
<a href="#">ALT2450</a>	F	1	I			<a href="#">Drawing...</a>	CHARGING ALTERNATOR-75AMP
<a href="#">HCPD001</a>	F	1	I				*OLD* HI CURRENT DIST BOX
<a href="#">PLUG005</a>	F	1	I				PLUG GP (NO ETHER START)
<a href="#">JWHWP93</a>	F	1	I				JWH WATER HTR W/PUMP 480V 93
<a href="#">CVR0010</a>	F	1	I				COVER GP - SIDE (2)
<a href="#">CVR0013</a>	F	1	I				COVER GP - REAR (1)
<a href="#">BUSBLN2</a>	F	1	I				1000A MV BUS BARS LEFT (NEMA)
<a href="#">EMCP42</a>	F	1	I				EMCP 4.2 CONTROL PANEL
<a href="#">UIPBHHS</a>	F	1	I				CONTROL PANEL MOUNT REAR (STD)
<a href="#">CUSTCNR</a>	F	1	I				CUSTOMER CONNECTION MTG RH STD
<a href="#">LSMOD05</a>	F	1	I				LOAD SHARE MODULE 05
<a href="#">RSELWR1</a>	F	1	I			<a href="#">Drawing...</a>	RAISE/LOWER SWITCH - 1800 FRM
<a href="#">CVR0018</a>	F	1	I				COVER GP (1 ANNUNCIATOR)
<a href="#">ANNNFPA</a>	F	1	I				1ST LOCAL ANN NFPA 110/CSA282
<a href="#">EMCSD11</a>	F	1	I				SPARE DISCRETE I/O PACKAGE
<a href="#">GENRTDM</a>	F	1	I				GENERATOR TEMP MONITORING
<a href="#">RTDDIOH</a>	F	1	I				OPTIONAL MODULE HARNESS
<a href="#">RPCMONS</a>	F	1	S				REMOTE PC MONITORING
<a href="#">PANLGTS</a>	F	1	I				PANEL LIGHTS
<a href="#">BOXGEN1</a>	F	1	I				BASIC BOX 1
<a href="#">ANNR004</a>	F	1	S				REMOTE ANNUNCIATOR (1)
<a href="#">LANENGC</a>	F	1	I				ENGLISH LANGUAGE-GENSET CNTL
<a href="#">SHRDR01</a>	F	1	I				MV BOTTOM CABLE ENTRY (SHROUD)
<a href="#">REMRAD1</a>	F	1	I				REMOTE RADIATOR OR NO RADIATOR
<a href="#">NCVR001</a>	F	1	I				NO STARTER COVER
<a href="#">STANDBY</a>	F	1	I				STANDBY POWER APPLICATION
<a href="#">CERTESE</a>	F	1	I				EPA STATIONARY EMERGENCY
<a href="#">60H4160</a>	F	1	I				60HZ 4160 VOLTS
<a href="#">MSEPGGN</a>	F	1	I				DIESEL OR GAS EPG (NON-RENTAL)
<a href="#">FACCOM1</a>	F	1	I				FACTORY COMMISSIONING
<a href="#">LITENGE</a>	F	2	S				EXTRA ENGLISH LIT (CD) (1-6)
<a href="#">LITPAPR</a>	F	6	S				EXTRA ENGLISH LIT (1-6)
<a href="#">TRSGEN7</a>	F	1	I				PGS TEST REPORT @ 0.8 PF
<a href="#">MWCODEF</a>	F	1	I				STANDBY POWER
<a href="#">MSCEC72</a>	F	1	I				COMMERCIAL BUSINESSES
<a href="#">ECS5GTR</a>	F	1	I				ESC SILVR 5YR 2.5K HRS 0D
<a href="#">KW03000</a>	F	1	I				3000 EKW W/FAN
<a href="#">ESCYES</a>	F	1	I				EXTENDED SERVICE COVERAGE
<a href="#">NOBAT01</a>	F	1	I				NO BATTERY SET
<a href="#">NONULL</a>	F	1	I				NON UL 2200 LISTED PKG GEN SET
<a href="#">STDBYNM</a>	F	1	I				STANDBY POWER - NORMAL
<a href="#">CONFIG</a>	F	1	I				MODIFIED CONFIGURATION
<a href="#">GENT125</a>	F	1	I				125 DEG GENERATOR TEMP RISE
<a href="#">SHTTRAN</a>	F	1	I				NON-OCEANIC TRANSPORT
<a href="#">0V2329</a>	F	1	I				BSPEC
<a href="#">2636751</a>	F	1	I	L			BSPEC
<a href="#">3625212</a>	F	1	I			<a href="#">Drawing...</a>	BSPEC
<a href="#">3720514</a>	F	1	I			<a href="#">Drawing...</a>	BSPEC
<a href="#">2787393</a>	F	1	I	L			BSPEC
<a href="#">3625210</a>	F	1	I				BSPEC
<a href="#">3720516</a>	F	1	I				BSPEC
<a href="#">3078694</a>	F	1	I	L			BSPEC
<a href="#">2787340</a>	F	1	I	L			BSPEC
<a href="#">3257849</a>	F	1	I	L			BSPEC

91 results found, displaying 1 to 91



Reference Number	Eng Chg	Quantity	ASM	LESS	Set Type	Reference Drawing	Description
<a href="#">3617229</a>	F	1	I			<a href="#">Drawing...</a>	BSPEC
<a href="#">3617237</a>	F	1	I			<a href="#">Drawing...</a>	BSPEC
<a href="#">3617137</a>	F	1	I			<a href="#">Drawing...</a>	BSPEC
<a href="#">3720512</a>	F	1	I				BSPEC
<a href="#">3720518</a>	F	1	I			<a href="#">Drawing...</a>	BSPEC
<a href="#">3522405</a>	F	1	I				BSPEC
<a href="#">3345889</a>	F	1	I	L			BSPEC
<a href="#">3675176</a>	F	1	I				BSPEC
<a href="#">0V2329</a>	F	1	I				BSPEC
<a href="#">3720518</a>	F	1	I	L		<a href="#">Drawing...</a>	BSPEC
<a href="#">4172751</a>	F	1	I				BSPEC

## Part Numbers [Top](#)



332 results found, displaying 1 to 332

Reference Number	Eng Chg	Quantity	ASM	LESS	Set Type	Description	BreakDown...	Reference Drawing	SIS Part Diagram
175DR11	F	1	I			REF 175DE11, LF0017, LF0101	<a href="#">BreakDown...</a>	<a href="#">Drawing...</a>	<a href="#">View Diagram</a>
OGNPMFC	F	1	I			GENERATOR 1848 FRAME PM 2B FC	<a href="#">BreakDown...</a>		<a href="#">View Diagram</a>
IBCOSH	F	1	I			IBC CERTIFICATION WITH OSHPD	<a href="#">BreakDown...</a>		<a href="#">View Diagram</a>
LANENGO	F	1	I			ENGLISH LANGUAGE OPTION	<a href="#">BreakDown...</a>		<a href="#">View Diagram</a>
INSPEC4	F	1	I			PREVENTATIVE INSPECTIONS	<a href="#">BreakDown...</a>		<a href="#">View Diagram</a>
ACLSS04	F	1	I			AIR CLEANER - SINGLE ELEMENT	<a href="#">BreakDown...</a>		<a href="#">View Diagram</a>
PLUG006	F	1	I			PLUG GP (NO AIR INLET SHUTOFF)	<a href="#">BreakDown...</a>		<a href="#">View Diagram</a>
SHK0003	F	1	I			GENERATOR SPACE HEATER	<a href="#">BreakDown...</a>		<a href="#">View Diagram</a>
CT06005	F	1	I			CURRENT TRANSF., 600:5 RATIO	<a href="#">BreakDown...</a>		<a href="#">View Diagram</a>
EXHB001	F	1	S			BELLOWS - BOLTED FLANGE	<a href="#">BreakDown...</a>		<a href="#">View Diagram</a>
AFTP001	F	1	I			PLUG W/O AFTERCOOLER DRAIN	<a href="#">BreakDown...</a>		<a href="#">View Diagram</a>
FFFWS01	F	1	S			PRIMARY FUEL FILTER W/FW SEP 1	<a href="#">BreakDown...</a>		<a href="#">View Diagram</a>
CHKVLV1	F	1	S			FUEL CHECK VALVE	<a href="#">BreakDown...</a>		<a href="#">View Diagram</a>
WIRGP06	F	1	I			WIRING GP (W/O CYL TEMP SEN)	<a href="#">BreakDown...</a>		<a href="#">View Diagram</a>
PLUG003	F	1	I			PLUG (NO TURBO SPEED SENSORS)	<a href="#">BreakDown...</a>		<a href="#">View Diagram</a>
LUBOD02	F	1	I			DRAIN GP - OIL PAN 2	<a href="#">BreakDown...</a>		<a href="#">View Diagram</a>
OILPN01	F	1	I			STANDARD SUMP OIL PAN W/RAD	<a href="#">BreakDown...</a>		<a href="#">View Diagram</a>
LUBOIL1	F	1	I			LUBE OIL	<a href="#">BreakDown...</a>		<a href="#">View Diagram</a>
ELEPP05	F	1	I			ELEC PRELUBE PUMP 24 VOLT 05	<a href="#">BreakDown...</a>	<a href="#">Drawing...</a>	<a href="#">View Diagram</a>
SPLX02	F	1	I			SIMPLEX OIL FILTER	<a href="#">BreakDown...</a>		<a href="#">View Diagram</a>
CVR0021	F	1	I			COVER GP - CRANKCASE	<a href="#">BreakDown...</a>		<a href="#">View Diagram</a>
FUMDIS1	F	1	I			FUMES DISPOSAL S1	<a href="#">BreakDown...</a>		<a href="#">View Diagram</a>
VIBIS30	F	1	S			ICB SEISMIC ISO 30	<a href="#">BreakDown...</a>	<a href="#">Drawing...</a>	<a href="#">View Diagram</a>
SWPT002	F	1	I			SHRINK WRAP & TARP-GENSET PKG	<a href="#">BreakDown...</a>		<a href="#">View Diagram</a>
SRP0014	F	1	I			STORAGE PRESERVATION	<a href="#">BreakDown...</a>		<a href="#">View Diagram</a>
ELSM241	F	1	I			ELEC STARTING MOTOR-REDUNDANT	<a href="#">BreakDown...</a>	<a href="#">Drawing...</a>	<a href="#">View Diagram</a>
ALT2450	F	1	I			CHARGING ALTERNATOR-75AMP	<a href="#">BreakDown...</a>	<a href="#">Drawing...</a>	<a href="#">View Diagram</a>
HCPD001	F	1	I			*OLD* HI CURRENT DIST BOX	<a href="#">BreakDown...</a>		<a href="#">View Diagram</a>
PLUG005	F	1	I			PLUG GP (NO ETHER START)	<a href="#">BreakDown...</a>		<a href="#">View Diagram</a>
JWHWP93	F	1	I			JWH WATER HTR W/PUMP 480V 93	<a href="#">BreakDown...</a>		<a href="#">View Diagram</a>
CVR0010	F	1	I			COVER GP - SIDE (2)	<a href="#">BreakDown...</a>		<a href="#">View Diagram</a>
CVR0013	F	1	I			COVER GP - REAR (1)	<a href="#">BreakDown...</a>		<a href="#">View Diagram</a>
BUSBLN2	F	1	I			1000A MV BUS BARS LEFT (NEMA)	<a href="#">BreakDown...</a>		<a href="#">View Diagram</a>
EMCP42	F	1	I			EMCP 4.2 CONTROL PANEL	<a href="#">BreakDown...</a>		<a href="#">View Diagram</a>
UIPBBHS	F	1	I			CONTROL PANEL MOUNT REAR (STD)	<a href="#">BreakDown...</a>		<a href="#">View Diagram</a>
CUSTCNR	F	1	I			CUSTOMER CONNECTION MTG RH STD	<a href="#">BreakDown...</a>		<a href="#">View Diagram</a>
LSMOD05	F	1	I			LOAD SHARE MODULE 05	<a href="#">BreakDown...</a>		<a href="#">View Diagram</a>
RSELWR1	F	1	I			RAISE/LOWER SWITCH - 1800 FRM	<a href="#">BreakDown...</a>	<a href="#">Drawing...</a>	<a href="#">View Diagram</a>
CVR0018	F	1	I			COVER GP (1 ANNUNCIATOR)	<a href="#">BreakDown...</a>		<a href="#">View Diagram</a>
ANNNFPA	F	1	I			1ST LOCAL ANN NFPA 110/CSA282	<a href="#">BreakDown...</a>		<a href="#">View Diagram</a>



332 results found, displaying 1 to 332

Reference Number	Eng Chg	Quantity	ASM	LESS 	Set Type	Description	BreakDown...	Reference Drawing	SIS Part Diagram 
EMCSD11	F	1	I			SPARE DISCRETE I/O PACKAGE	<a href="#">BreakDown...</a>		<a href="#">View Diagram</a>
GENRTDM	F	1	I			GENERATOR TEMP MONITORING	<a href="#">BreakDown...</a>		<a href="#">View Diagram</a>
RTDDIOH	F	1	I			OPTIONAL MODULE HARNESS	<a href="#">BreakDown...</a>		<a href="#">View Diagram</a>
RPCMONS	F	1	S			REMOTE PC MONITORING	<a href="#">BreakDown...</a>		<a href="#">View Diagram</a>
PANLGTS	F	1	I			PANEL LIGHTS	<a href="#">BreakDown...</a>		<a href="#">View Diagram</a>
BOXGEN1	F	1	I			BASIC BOX 1	<a href="#">BreakDown...</a>		<a href="#">View Diagram</a>
ANNR004	F	1	S			REMOTE ANNUNCIATOR (1)	<a href="#">BreakDown...</a>		<a href="#">View Diagram</a>
LANENGC	F	1	I			ENGLISH LANGUAGE-GENSET CNTL	<a href="#">BreakDown...</a>		<a href="#">View Diagram</a>
SHRDR01	F	1	I			MV BOTTOM CABLE ENTRY (SHROUD)	<a href="#">BreakDown...</a>		<a href="#">View Diagram</a>
REMRAD1	F	1	I			REMOTE RADIATOR OR NO RADIATOR	<a href="#">BreakDown...</a>		<a href="#">View Diagram</a>
NCVR001	F	1	I			NO STARTER COVER	<a href="#">BreakDown...</a>		<a href="#">View Diagram</a>
STANDBY	F	1	I			STANDBY POWER APPLICATION	<a href="#">BreakDown...</a>		<a href="#">View Diagram</a>
CERTESE	F	1	I			EPA STATIONARY EMERGENCY	<a href="#">BreakDown...</a>		<a href="#">View Diagram</a>
60H4160	F	1	I			60HZ 4160 VOLTS	<a href="#">BreakDown...</a>		<a href="#">View Diagram</a>
MSEPGGN	F	1	I			DIESEL OR GAS EPG (NON-RENTAL)	<a href="#">BreakDown...</a>		<a href="#">View Diagram</a>
FACCOM1	F	1	I			FACTORY COMMISSIONING	<a href="#">BreakDown...</a>		<a href="#">View Diagram</a>
LITENGE	F	2	S			EXTRA ENGLISH LIT (CD) (1-6)	<a href="#">BreakDown...</a>		<a href="#">View Diagram</a>
LITPAPR	F	6	S			EXTRA ENGLISH LIT (1-6)	<a href="#">BreakDown...</a>		<a href="#">View Diagram</a>
TRSGEN7	F	1	I			PGS TEST REPORT @ 0.8 PF	<a href="#">BreakDown...</a>		<a href="#">View Diagram</a>
MWCODEF	F	1	I			STANDBY POWER	<a href="#">BreakDown...</a>		<a href="#">View Diagram</a>
MSCEC72	F	1	I			COMMERCIAL BUSINESSES	<a href="#">BreakDown...</a>		<a href="#">View Diagram</a>
ECS5GTR	F	1	I			ESC SILVR 5YR 2.5K HRS 0D	<a href="#">BreakDown...</a>		<a href="#">View Diagram</a>
KW03000	F	1	I			3000 EKW W/FAN	<a href="#">BreakDown...</a>		<a href="#">View Diagram</a>
ESCYES	F	1	I			EXTENDED SERVICE COVERAGE	<a href="#">BreakDown...</a>		<a href="#">View Diagram</a>
NOBAT01	F	1	I			NO BATTERY SET	<a href="#">BreakDown...</a>		<a href="#">View Diagram</a>
NONULL	F	1	I			NON UL 2200 LISTED PKG GEN SET	<a href="#">BreakDown...</a>		<a href="#">View Diagram</a>
STDBYNM	F	1	I			STANDBY POWER - NORMAL	<a href="#">BreakDown...</a>		<a href="#">View Diagram</a>
CONFIG	F	1	I			MODIFIED CONFIGURATION	<a href="#">BreakDown...</a>		<a href="#">View Diagram</a>
GENT125	F	1	I			125 DEG GENERATOR TEMP RISE	<a href="#">BreakDown...</a>		<a href="#">View Diagram</a>
SHTRAN	F	1	I			NON-OCEANIC TRANSPORT	<a href="#">BreakDown...</a>		<a href="#">View Diagram</a>
0V2329	F	1	I			BSPEC	<a href="#">BreakDown...</a>		<a href="#">View Diagram</a>
2636751	F	1	I	L		BSPEC	<a href="#">BreakDown...</a>		<a href="#">View Diagram</a>
3625212	F	1	I			BSPEC	<a href="#">BreakDown...</a>	<a href="#">Drawing...</a>	<a href="#">View Diagram</a>
3720514	F	1	I			BSPEC	<a href="#">BreakDown...</a>	<a href="#">Drawing...</a>	<a href="#">View Diagram</a>
2787393	F	1	I	L		BSPEC	<a href="#">BreakDown...</a>		<a href="#">View Diagram</a>
3625210	F	1	I			BSPEC	<a href="#">BreakDown...</a>		<a href="#">View Diagram</a>
3720516	F	1	I			BSPEC	<a href="#">BreakDown...</a>		<a href="#">View Diagram</a>
3078694	F	1	I	L		BSPEC	<a href="#">BreakDown...</a>		<a href="#">View Diagram</a>
2787340	F	1	I	L		BSPEC	<a href="#">BreakDown...</a>		<a href="#">View Diagram</a>
3257849	F	1	I	L		BSPEC	<a href="#">BreakDown...</a>		<a href="#">View Diagram</a>
3617229	F	1	I			BSPEC	<a href="#">BreakDown...</a>	<a href="#">Drawing...</a>	<a href="#">View Diagram</a>
3617237	F	1	I			BSPEC	<a href="#">BreakDown...</a>	<a href="#">Drawing...</a>	<a href="#">View Diagram</a>
3617137	F	1	I			BSPEC	<a href="#">BreakDown...</a>	<a href="#">Drawing...</a>	<a href="#">View Diagram</a>
3720512	F	1	I			BSPEC	<a href="#">BreakDown...</a>		<a href="#">View Diagram</a>
3720518	F	1	I			BSPEC	<a href="#">BreakDown...</a>	<a href="#">Drawing...</a>	<a href="#">View Diagram</a>
3522405	F	1	I			BSPEC	<a href="#">BreakDown...</a>		<a href="#">View Diagram</a>
3345889	F	1	I	L		BSPEC	<a href="#">BreakDown...</a>		<a href="#">View Diagram</a>
3675176	F	1	I			BSPEC	<a href="#">BreakDown...</a>		<a href="#">View Diagram</a>
0V2329	F	1	I			BSPEC	<a href="#">BreakDown...</a>		<a href="#">View Diagram</a>
3720518	F	1	I	L		BSPEC	<a href="#">BreakDown...</a>	<a href="#">Drawing...</a>	<a href="#">View Diagram</a>
4172751	F	1	I			BSPEC	<a href="#">BreakDown...</a>		<a href="#">View Diagram</a>
LF0084	23	1	I			CORE ENGINE IRON 60 HZ - T2 SC	<a href="#">BreakDown...</a>	<a href="#">Drawing...</a>	<a href="#">View Diagram</a>
- 3079788	08	1	I			ENGINE AR - C175-16	<a href="#">BreakDown...</a>		<a href="#">View Diagram</a>
- 3313675	01	16	I			LINES GP-F INJ-A	<a href="#">BreakDown...</a>		<a href="#">View Diagram</a>
- 2864579	04	1	I			PUMP GP-F TFR	<a href="#">BreakDown...</a>	<a href="#">Drawing...</a>	<a href="#">View Diagram</a>
- 3049602	10	1	I			LINES GP-FUEL	<a href="#">BreakDown...</a>	<a href="#">Drawing...</a>	<a href="#">View Diagram</a>
- 3282001	00	1	I			RAIL GP - FUEL	<a href="#">BreakDown...</a>	<a href="#">Drawing...</a>	<a href="#">View Diagram</a>



332 results found, displaying 1 to 332

Reference Number	Eng Chg	Quantity	ASM	LESS 	Set Type	Description	BreakDown...	Reference Drawing	SIS Part Diagram 
- 3767387	00	1	I			LINES GP - TURBO OIL	<a href="#">BreakDown...</a>	<a href="#">Drawing...</a>	<a href="#">View Diagram</a>
- 3643758	00	1	I			MOUNTING GP-TURBO	<a href="#">BreakDown...</a>	<a href="#">Drawing...</a>	<a href="#">View Diagram</a>
- 3252656	01	3	I			LINES GP - AIR	<a href="#">BreakDown...</a>	<a href="#">Drawing...</a>	<a href="#">View Diagram</a>
- 3252655	02	1	I			LINES GP - AIR	<a href="#">BreakDown...</a>	<a href="#">Drawing...</a>	<a href="#">View Diagram</a>
- 2935007	04	1	I			LINES GP-AIR	<a href="#">BreakDown...</a>	<a href="#">Drawing...</a>	<a href="#">View Diagram</a>
- 2936557	03	1	I			LINES GP-AIR	<a href="#">BreakDown...</a>	<a href="#">Drawing...</a>	<a href="#">View Diagram</a>
- 2936558	05	1	I			LINES GP-AIR	<a href="#">BreakDown...</a>	<a href="#">Drawing...</a>	<a href="#">View Diagram</a>
- 2545899	14	1	I			COVER GP	<a href="#">BreakDown...</a>	<a href="#">Drawing...</a>	<a href="#">View Diagram</a>
- 2839331	01	1	I			LIFTING GP	<a href="#">BreakDown...</a>	<a href="#">Drawing...</a>	<a href="#">View Diagram</a>
- 2848332	00	1	S			LIFTING GP	<a href="#">BreakDown...</a>	<a href="#">Drawing...</a>	<a href="#">View Diagram</a>
- 3313651	03	2	I			COVER GP-V MECH	<a href="#">BreakDown...</a>		<a href="#">View Diagram</a>
- 3313652	01	14	I			COVER GP-V MECH	<a href="#">BreakDown...</a>		<a href="#">View Diagram</a>
- 3252666	08	16	I			MECHANISM GP-V-B	<a href="#">BreakDown...</a>	<a href="#">Drawing...</a>	<a href="#">View Diagram</a>
- 3304461	02	1	I			HOUSING GP-FRONT	<a href="#">BreakDown...</a>	<a href="#">Drawing...</a>	<a href="#">View Diagram</a>
- 2471880	04	16	I			WIRING GP	<a href="#">BreakDown...</a>	<a href="#">Drawing...</a>	<a href="#">View Diagram</a>
- 2471893	09	1	I			SENSOR GP-SPD	<a href="#">BreakDown...</a>	<a href="#">Drawing...</a>	<a href="#">View Diagram</a>
- 3345951	03	1	I			SENSOR GP-ENGINE	<a href="#">BreakDown...</a>		<a href="#">View Diagram</a>
- 2500864	09	1	I			SENSOR GP-ENGINE	<a href="#">BreakDown...</a>		<a href="#">View Diagram</a>
- 2500865	05	1	I			SENSOR GP-ENGINE	<a href="#">BreakDown...</a>		<a href="#">View Diagram</a>
- 3305197	00	1	I			SENSOR GP-ENGINE	<a href="#">BreakDown...</a>		<a href="#">View Diagram</a>
- 2500867	10	1	I			SENSOR GP-ENGINE	<a href="#">BreakDown...</a>		<a href="#">View Diagram</a>
- 3078716	01	1	I			SENSOR GP-ENGINE	<a href="#">BreakDown...</a>	<a href="#">Drawing...</a>	<a href="#">View Diagram</a>
- 3305185	01	1	I			SENSOR GP-SPD	<a href="#">BreakDown...</a>	<a href="#">Drawing...</a>	<a href="#">View Diagram</a>
- 2501792	03	1	I			PLUG GP	<a href="#">BreakDown...</a>	<a href="#">Drawing...</a>	<a href="#">View Diagram</a>
- 2509989	03	1	I			PLUG GP	<a href="#">BreakDown...</a>	<a href="#">Drawing...</a>	<a href="#">View Diagram</a>
- 2787303	02	1	I			SENSOR GP-SPD	<a href="#">BreakDown...</a>	<a href="#">Drawing...</a>	<a href="#">View Diagram</a>
- 3345935	04	1	I			WIRING GP	<a href="#">BreakDown...</a>		<a href="#">View Diagram</a>
- 2506720	06	1	I			PUMP GP - WATER	<a href="#">BreakDown...</a>	<a href="#">Drawing...</a>	<a href="#">View Diagram</a>
- 2545910	12	1	I			LINES GP - WATER	<a href="#">BreakDown...</a>	<a href="#">Drawing...</a>	<a href="#">View Diagram</a>
- 2554435	06	1	I			DRAIN GP	<a href="#">BreakDown...</a>	<a href="#">Drawing...</a>	<a href="#">View Diagram</a>
- 3622905	02	1	I			GEAR GP FRONT	<a href="#">BreakDown...</a>	<a href="#">Drawing...</a>	<a href="#">View Diagram</a>
- 2565980	05	1	I			CONNECTION GP	<a href="#">BreakDown...</a>	<a href="#">Drawing...</a>	<a href="#">View Diagram</a>
- 2629227	00	1	I			VALVE GP-COOLANT	<a href="#">BreakDown...</a>		<a href="#">View Diagram</a>
- 3732705	00	1	I			MTG GP-AFTCLR	<a href="#">BreakDown...</a>	<a href="#">Drawing...</a>	<a href="#">View Diagram</a>
- 2864571	06	1	I			VALVE GROUP	<a href="#">BreakDown...</a>	<a href="#">Drawing...</a>	<a href="#">View Diagram</a>
- 3488249	01	1	I			COOLER GP OIL	<a href="#">BreakDown...</a>	<a href="#">Drawing...</a>	<a href="#">View Diagram</a>
- 3478859	00	1	I			MOUNTING GP	<a href="#">BreakDown...</a>	<a href="#">Drawing...</a>	<a href="#">View Diagram</a>
- 3478864	00	1	I			SENSOR GP-ENGINE	<a href="#">BreakDown...</a>		<a href="#">View Diagram</a>
- 3488245	00	1	I			LINES GP - SUPPLY	<a href="#">BreakDown...</a>	<a href="#">Drawing...</a>	<a href="#">View Diagram</a>
- 3479093	02	1	I			SHIELD GP - MANIFOLD	<a href="#">BreakDown...</a>	<a href="#">Drawing...</a>	<a href="#">View Diagram</a>
- 3541549	00	1	I			LINES GP - WATER	<a href="#">BreakDown...</a>	<a href="#">Drawing...</a>	<a href="#">View Diagram</a>
- 2877028	02	1	I			ELBOW GP-WATER	<a href="#">BreakDown...</a>	<a href="#">Drawing...</a>	<a href="#">View Diagram</a>
- 2877040	00	1	I			FASTENER GP	<a href="#">BreakDown...</a>	<a href="#">Drawing...</a>	<a href="#">View Diagram</a>
- 3025913	04	1	I			VENT GP - COOLING	<a href="#">BreakDown...</a>	<a href="#">Drawing...</a>	<a href="#">View Diagram</a>
- 3921658	00	1	I			COVER GP	<a href="#">BreakDown...</a>	<a href="#">Drawing...</a>	<a href="#">View Diagram</a>
- 3708623	00	1	I			HOUSING GP-FLY	<a href="#">BreakDown...</a>	<a href="#">Drawing...</a>	<a href="#">View Diagram</a>
- 3734118	00	1	I			COVER GP	<a href="#">BreakDown...</a>	<a href="#">Drawing...</a>	<a href="#">View Diagram</a>
- 3706646	00	1	I			FLYWHEEL GP - C175	<a href="#">BreakDown...</a>	<a href="#">Drawing...</a>	<a href="#">View Diagram</a>
- 3695890	01	1	I			DAMPER GP	<a href="#">BreakDown...</a>	<a href="#">Drawing...</a>	<a href="#">View Diagram</a>
- 3287085	03	1	I			MTG GP-PUMP	<a href="#">BreakDown...</a>	<a href="#">Drawing...</a>	<a href="#">View Diagram</a>
- 3137600	03	1	I			PUMP GP - WATER	<a href="#">BreakDown...</a>	<a href="#">Drawing...</a>	<a href="#">View Diagram</a>
- 3025915	00	1	I			PLUG GROUP	<a href="#">BreakDown...</a>	<a href="#">Drawing...</a>	<a href="#">View Diagram</a>
- 2896083	01	1	I			MANIFOLD GP	<a href="#">BreakDown...</a>	<a href="#">Drawing...</a>	<a href="#">View Diagram</a>
- 3270844	03	1	I			LINES GP-FUEL INJ	<a href="#">BreakDown...</a>	<a href="#">Drawing...</a>	<a href="#">View Diagram</a>
- 3493980	03	1	I			MANIFOLD GP-EXH	<a href="#">BreakDown...</a>	<a href="#">Drawing...</a>	<a href="#">View Diagram</a>
- 2896087	01	6	I			MANIFOLD GP	<a href="#">BreakDown...</a>	<a href="#">Drawing...</a>	<a href="#">View Diagram</a>
- 3478860	00	1	I			PUMP GP-ENG OIL	<a href="#">BreakDown...</a>	<a href="#">Drawing...</a>	<a href="#">View Diagram</a>



332 results found, displaying 1 to 332

Reference Number	Eng Chg	Quantity	ASM	LESS 	Set Type	Description	BreakDown...	Reference Drawing	SIS Part Diagram 
- 3528230	02	1	I			REGULATOR GP	<a href="#">BreakDown...</a>	<a href="#">Drawing...</a>	<a href="#">View Diagram</a>
- 3261426	04	1	I			MANIFOLD GP-CONT	<a href="#">BreakDown...</a>	<a href="#">Drawing...</a>	<a href="#">View Diagram</a>
- 3261427	02	1	I			LINES GP - F-INJ-A	<a href="#">BreakDown...</a>	<a href="#">Drawing...</a>	<a href="#">View Diagram</a>
- 3458469	02	1	I			LINES GP-WATER	<a href="#">BreakDown...</a>	<a href="#">Drawing...</a>	<a href="#">View Diagram</a>
- 3458467	02	1	I			LINES GP-WATER	<a href="#">BreakDown...</a>	<a href="#">Drawing...</a>	<a href="#">View Diagram</a>
- 3458468	03	1	I			LINES GP-WATER	<a href="#">BreakDown...</a>	<a href="#">Drawing...</a>	<a href="#">View Diagram</a>
- 2636779	07	1	I			THERMOCOUPLE GP	<a href="#">BreakDown...</a>	<a href="#">Drawing...</a>	<a href="#">View Diagram</a>
- 3025910	00	1	I			PLUG GROUP	<a href="#">BreakDown...</a>	<a href="#">Drawing...</a>	<a href="#">View Diagram</a>
LF0071	03	1	I			GEN AR-SR5-1848 3300/4160V-FW-	<a href="#">BreakDown...</a>		<a href="#">View Diagram</a>
- 2523976	02	1	I			GENERATOR AR - POWER	<a href="#">BreakDown...</a>		<a href="#">View Diagram</a>
- 2474895	05	1	I			RAIL GP-ENG SPT	<a href="#">BreakDown...</a>		<a href="#">View Diagram</a>
- 2564604	01	1	I			MTG GP-INSTR-A	<a href="#">BreakDown...</a>	<a href="#">Drawing...</a>	<a href="#">View Diagram</a>
- 9E5347	03	1	I			TRANSFORMER	<a href="#">BreakDown...</a>		<a href="#">View Diagram</a>
- 3107716	01	1	I			MOUNTING GP - TRANSFORMER	<a href="#">BreakDown...</a>		<a href="#">View Diagram</a>
- 2599200	01	1	I			COVER GROUP - PROT	<a href="#">BreakDown...</a>	<a href="#">Drawing...</a>	<a href="#">View Diagram</a>
- 3120099	01	1	I			INSTALLATION AR-COUPLING	<a href="#">BreakDown...</a>		<a href="#">View Diagram</a>
- 2606665	05	1	I			CONNECTION GP-BUS BAR	<a href="#">BreakDown...</a>		<a href="#">View Diagram</a>
- 3070489	03	1	I			WIRING GP	<a href="#">BreakDown...</a>		<a href="#">View Diagram</a>
LF0112	08	1	I			3000S T2 MV WOR PACKAGING	<a href="#">BreakDown...</a>	<a href="#">Drawing...</a>	<a href="#">View Diagram</a>
- 2839369	01	2	I			COVER GP	<a href="#">BreakDown...</a>	<a href="#">Drawing...</a>	<a href="#">View Diagram</a>
- 3233913	00	1	S			SENSOR GP- COOLANT LEVEL	<a href="#">BreakDown...</a>		<a href="#">View Diagram</a>
- 2542064	04	1	I			DRAIN GP - OIL	<a href="#">BreakDown...</a>	<a href="#">Drawing...</a>	<a href="#">View Diagram</a>
- 2057860	10	1	I			FILM GP - 17 DIGIT PIN	<a href="#">BreakDown...</a>		<a href="#">View Diagram</a>
- 3L0284		1	I			*****TEST - PKG GEN SET*****	<a href="#">BreakDown...</a>		<a href="#">View Diagram</a>
- 3L0467		1	I			TWO BEARING GEN ALIGNMENT-3500	<a href="#">BreakDown...</a>		<a href="#">View Diagram</a>
- 3550014	00	1	I			PLUG GP-FUEL CONNECTIONS (C175	<a href="#">BreakDown...</a>	<a href="#">Drawing...</a>	<a href="#">View Diagram</a>
- 3270853	03	1	I			FILTER GP-FUEL	<a href="#">BreakDown...</a>	<a href="#">Drawing...</a>	<a href="#">View Diagram</a>
- 3287087	01	1	I			LINES GP-COLL	<a href="#">BreakDown...</a>	<a href="#">Drawing...</a>	<a href="#">View Diagram</a>
- 3363623	06	1	I			LINES GP - FUEL FILTER (SECOND	<a href="#">BreakDown...</a>	<a href="#">Drawing...</a>	<a href="#">View Diagram</a>
- 2267563	06	1	I			PUMP GP - F PRM	<a href="#">BreakDown...</a>	<a href="#">Drawing...</a>	<a href="#">View Diagram</a>
- 3380683	03	1	I			GUARD GP-DAMPER	<a href="#">BreakDown...</a>	<a href="#">Drawing...</a>	<a href="#">View Diagram</a>
- 3482177	00	1	I			COVER GP (DAMPER GUARD)	<a href="#">BreakDown...</a>		<a href="#">View Diagram</a>
- 3643908	00	1	I			FASTENER GP	<a href="#">BreakDown...</a>		<a href="#">View Diagram</a>
- 3541544	00	1	I			VALVE GP - OIL	<a href="#">BreakDown...</a>	<a href="#">Drawing...</a>	<a href="#">View Diagram</a>
GP1570	00	1	I			IBC/OSHPD FILM	<a href="#">BreakDown...</a>		<a href="#">View Diagram</a>
- 3662767	01	1	I			FILM-INFO (IBC)	<a href="#">BreakDown...</a>		<a href="#">View Diagram</a>
- 3662771	00	1	I			FILM-INFO (OSHPD)	<a href="#">BreakDown...</a>		<a href="#">View Diagram</a>
LF0231	00	1	I			LANGUAGE MARKINGS - ENGLISH	<a href="#">BreakDown...</a>		<a href="#">View Diagram</a>
- 5P2506	00	1	S			LITERATURE - ENGLISH	<a href="#">BreakDown...</a>		<a href="#">View Diagram</a>
3184550	00	1	I			INSPECTION-PM	<a href="#">BreakDown...</a>		<a href="#">View Diagram</a>
LF0245	02	1	I			SINGLE STAGE ACL W/ SERV IND	<a href="#">BreakDown...</a>	<a href="#">Drawing...</a>	<a href="#">View Diagram</a>
- 2888379	04	1	I			CLEANER GP - AIR	<a href="#">BreakDown...</a>		<a href="#">View Diagram</a>
- 3369854	01	1	I			INDICATOR GP - E	<a href="#">BreakDown...</a>	<a href="#">Drawing...</a>	<a href="#">View Diagram</a>
- 3353205	00	1	I			CAP GP-ACL	<a href="#">BreakDown...</a>	<a href="#">Drawing...</a>	<a href="#">View Diagram</a>
2853954	00	1	I			PLUG GP	<a href="#">BreakDown...</a>	<a href="#">Drawing...</a>	<a href="#">View Diagram</a>
3223173	02	1	I			HEATER GP-GEN	<a href="#">BreakDown...</a>		<a href="#">View Diagram</a>
2527323	04	1	I			MTG GP-TRANSFORMER	<a href="#">BreakDown...</a>		<a href="#">View Diagram</a>
LF0811	00	1	I			EXHAUST(OUTLET)FITTING GROUP	<a href="#">BreakDown...</a>	<a href="#">Drawing...</a>	<a href="#">View Diagram</a>
- 2692551	02	1	S			FITTING GP-EXH	<a href="#">BreakDown...</a>	<a href="#">Drawing...</a>	<a href="#">View Diagram</a>
- 2915196	02	1	I			COVER GP.	<a href="#">BreakDown...</a>		<a href="#">View Diagram</a>
3096470	00	1	I			PLUG GP	<a href="#">BreakDown...</a>	<a href="#">Drawing...</a>	<a href="#">View Diagram</a>
LF0082	02	1	I			PRIMARY FUEL FILTER W/O PKG MT	<a href="#">BreakDown...</a>		<a href="#">View Diagram</a>
- 3233914	02	1	S			LINES GP-F FIL&	<a href="#">BreakDown...</a>		<a href="#">View Diagram</a>
- 2474908	01	1	S			LINES GP-FUEL	<a href="#">BreakDown...</a>	<a href="#">Drawing...</a>	<a href="#">View Diagram</a>
- 3313524	04	1	S			FILTER GP-FUEL	<a href="#">BreakDown...</a>	<a href="#">Drawing...</a>	<a href="#">View Diagram</a>
- 3345894	01	1	S			SENSOR GP-ENGINE	<a href="#">BreakDown...</a>	<a href="#">Drawing...</a>	<a href="#">View Diagram</a>
1286847	00	1	S			VALVE GP - CHECK - E	<a href="#">BreakDown...</a>		<a href="#">View Diagram</a>

332 results found, displaying 1 to 332



Reference Number	Eng Chg	Quantity	ASM	LESS 	Set Type	Description	BreakDown...	Reference Drawing	SIS Part Diagram 
LF0093	06	1	I			ELECTRICAL GPS-W/O CYL TEMP SE	<a href="#">BreakDown...</a>		<a href="#">View Diagram</a>
- 2636452	03	1	I			PLUG GP (ECM PANEL)	<a href="#">BreakDown...</a>	<a href="#">Drawing...</a>	<a href="#">View Diagram</a>
- 3675168	00	1	I			BOX GP-CONT	<a href="#">BreakDown...</a>		<a href="#">View Diagram</a>
- 3345945	04	1	I			WIRING GP-ENGINE	<a href="#">BreakDown...</a>		<a href="#">View Diagram</a>
- 2945659	01	8	I			PLUG GP (EXH PORTS)	<a href="#">BreakDown...</a>	<a href="#">Drawing...</a>	<a href="#">View Diagram</a>
2853955	00	1	I			PLUG GP	<a href="#">BreakDown...</a>	<a href="#">Drawing...</a>	<a href="#">View Diagram</a>
2474905	04	1	I			CONNECTION GP	<a href="#">BreakDown...</a>		<a href="#">View Diagram</a>
LF0092	01	1	I			PAN & GAGE GP-OIL	<a href="#">BreakDown...</a>		<a href="#">View Diagram</a>
- 2565982	02	1	I			GAGE GP -0 LEVEL	<a href="#">BreakDown...</a>	<a href="#">Drawing...</a>	<a href="#">View Diagram</a>
- 3528228	02	1	I			PAN GP - OIL	<a href="#">BreakDown...</a>	<a href="#">Drawing...</a>	<a href="#">View Diagram</a>
LF0089	03	1	I			OIL - BULK	<a href="#">BreakDown...</a>		<a href="#">View Diagram</a>
- 3492581	01	606	I			OIL (BULK)	<a href="#">BreakDown...</a>	<a href="#">Drawing...</a>	<a href="#">View Diagram</a>
LF0212	04	1	I			ELECTRIC PRELUBE PUMP 24V STD	<a href="#">BreakDown...</a>		<a href="#">View Diagram</a>
- 3879617	01	1	I			LINES GP - PRELUBE	<a href="#">BreakDown...</a>		<a href="#">View Diagram</a>
LF0099	06	1	I			FILTER GP - PRIMARY OIL	<a href="#">BreakDown...</a>		<a href="#">View Diagram</a>
- 3270850	04	1	I			LINES GP-ENG OIL	<a href="#">BreakDown...</a>	<a href="#">Drawing...</a>	<a href="#">View Diagram</a>
- 3270851	01	1	I			LINES GP-ENG OIL	<a href="#">BreakDown...</a>	<a href="#">Drawing...</a>	<a href="#">View Diagram</a>
- 3458473	00	1	I			MTG GP - FILTER	<a href="#">BreakDown...</a>	<a href="#">Drawing...</a>	<a href="#">View Diagram</a>
- 3599837	03	1	I			FILTER GP-OIL - LH SERVICE	<a href="#">BreakDown...</a>		<a href="#">View Diagram</a>
3660382	00	1	I			COVER GP - CENTRAL	<a href="#">BreakDown...</a>		<a href="#">View Diagram</a>
LF0243	02	1	I			FUMES DISPOSAL	<a href="#">BreakDown...</a>		<a href="#">View Diagram</a>
- 3594180	00	1	I			BREATHER GP	<a href="#">BreakDown...</a>		<a href="#">View Diagram</a>
- 3594181	00	1	I			DISPOSAL GP-FUMES	<a href="#">BreakDown...</a>		<a href="#">View Diagram</a>
- 2599105	02	1	S			DISPOSAL GP-FUME	<a href="#">BreakDown...</a>		<a href="#">View Diagram</a>
2599232	03	1	S			MTG GRP - ISOLATOR	<a href="#">BreakDown...</a>		<a href="#">View Diagram</a>
LF0326	00	1	I			TARP OVER SHRINK WRAP	<a href="#">BreakDown...</a>		<a href="#">View Diagram</a>
- 3502496	00	1	I			COVER-TARP	<a href="#">BreakDown...</a>		<a href="#">View Diagram</a>
- 0P9272		1	I			TARP OVER SHRINKWRAP-PACKAGE	<a href="#">BreakDown...</a>		<a href="#">View Diagram</a>
2896091	00	1	I			PRESERVATION GP	<a href="#">BreakDown...</a>		<a href="#">View Diagram</a>
LF0215	01	1	I			QUAD ELECTRIC STARTING MOTORS	<a href="#">BreakDown...</a>		<a href="#">View Diagram</a>
- 2768882	02	1	I			MOTOR GP-ELEC	<a href="#">BreakDown...</a>	<a href="#">Drawing...</a>	<a href="#">View Diagram</a>
- 2768884	01	1	I			MOTOR GP-ELEC	<a href="#">BreakDown...</a>	<a href="#">Drawing...</a>	<a href="#">View Diagram</a>
- 2768891	00	1	I			WIRING GP	<a href="#">BreakDown...</a>		<a href="#">View Diagram</a>
LF0223	03	1	I			CHARGING ALTERNATOR	<a href="#">BreakDown...</a>		<a href="#">View Diagram</a>
- 2768890	00	1	I			ALTERNATOR GP	<a href="#">BreakDown...</a>	<a href="#">Drawing...</a>	<a href="#">View Diagram</a>
- 3488255	02	1	I			MTG GP-ALT	<a href="#">BreakDown...</a>	<a href="#">Drawing...</a>	<a href="#">View Diagram</a>
- 3078727	02	1	I			GUARD AS	<a href="#">BreakDown...</a>	<a href="#">Drawing...</a>	<a href="#">View Diagram</a>
- 3414065	00	1	I			MOUNTING GP	<a href="#">BreakDown...</a>	<a href="#">Drawing...</a>	<a href="#">View Diagram</a>
LF0095	00	1	I			PLUG GP (ETHER)	<a href="#">BreakDown...</a>	<a href="#">Drawing...</a>	<a href="#">View Diagram</a>
- 2853938	00	1	I			PLUG GP	<a href="#">BreakDown...</a>	<a href="#">Drawing...</a>	<a href="#">View Diagram</a>
- 2853953	00	1	I			PLUG GP	<a href="#">BreakDown...</a>	<a href="#">Drawing...</a>	<a href="#">View Diagram</a>
LF0918	00	1	I			JACKET WATER COOLANT HEATER-48	<a href="#">BreakDown...</a>		<a href="#">View Diagram</a>
- 3632775	00	1	I			HEATER GP-JW	<a href="#">BreakDown...</a>		<a href="#">View Diagram</a>
- 3632776	00	1	I			LINES GP - JW HEATER	<a href="#">BreakDown...</a>		<a href="#">View Diagram</a>
- 2527438	03	1	I			COVER GP	<a href="#">BreakDown...</a>		<a href="#">View Diagram</a>
- 3697570	02	1	I			WIRING GP - HEATER	<a href="#">BreakDown...</a>		<a href="#">View Diagram</a>
LF0096	01	1	I			COVER GP - SIDE PANEL	<a href="#">BreakDown...</a>	<a href="#">Drawing...</a>	<a href="#">View Diagram</a>
- 3528721	00	2	I			COVER GP-SIDE	<a href="#">BreakDown...</a>		<a href="#">View Diagram</a>
3528717	00	1	I			COVER GP-REAR	<a href="#">BreakDown...</a>		<a href="#">View Diagram</a>
LF0261	02	1	I			Voltage & Current Sensing MV 1	<a href="#">BreakDown...</a>		<a href="#">View Diagram</a>
- 2450027	04	1	I			COVER GP	<a href="#">BreakDown...</a>		<a href="#">View Diagram</a>
- 3528728	04	1	I			BOX GP-SIDE EXTENSION	<a href="#">BreakDown...</a>		<a href="#">View Diagram</a>
- 2527407	02	1	I			SEPARATOR GP	<a href="#">BreakDown...</a>		<a href="#">View Diagram</a>
- 2527406	06	1	I			COVER GP.	<a href="#">BreakDown...</a>		<a href="#">View Diagram</a>
- 2527410	02	1	I			MTG GP	<a href="#">BreakDown...</a>		<a href="#">View Diagram</a>
- 2527361	00	1	I			CONNECTION GP	<a href="#">BreakDown...</a>		<a href="#">View Diagram</a>
- 2697011	05	1	I			MTG GP-XFMR	<a href="#">BreakDown...</a>		<a href="#">View Diagram</a>

332 results found, displaying 1 to 332

Reference Number	Eng Chg	Quantity	ASM	LESS 	Set Type	Description	BreakDown...	Reference Drawing	SIS Part Diagram 
- 2527427	03	1	I			WIRING GP	<a href="#">BreakDown...</a>		<a href="#">View Diagram</a>
- 2450025	00	1	I			COVER GP-SIDE ROOF	<a href="#">BreakDown...</a>		<a href="#">View Diagram</a>
- 2527412	05	1	I			MOUNTING GP-BUS BAR	<a href="#">BreakDown...</a>	<a href="#">Drawing...</a>	<a href="#">View Diagram</a>
- 2527399	02	1	I			INSTRUCTIONS-BUS	<a href="#">BreakDown...</a>		<a href="#">View Diagram</a>
- 3303454	00	1	I			WIRING GP	<a href="#">BreakDown...</a>		<a href="#">View Diagram</a>
LF0837	00	1	I			EMCP4.2 - 1800 FRAME GENERATOR	<a href="#">BreakDown...</a>		<a href="#">View Diagram</a>
- 3500695	05	1	I			CONTROL GP - B	<a href="#">BreakDown...</a>		<a href="#">View Diagram</a>
- 3726303	01	1	I			WIRING GP	<a href="#">BreakDown...</a>	<a href="#">Drawing...</a>	<a href="#">View Diagram</a>
- 3282056	07	1	I			BOX GP - ELEK	<a href="#">BreakDown...</a>	<a href="#">Drawing...</a>	<a href="#">View Diagram</a>
- 3625402	00	1	I			TEST-GEN EMCP 4	<a href="#">BreakDown...</a>		<a href="#">View Diagram</a>
2527392	00	1	I			NOTE-CONTROL PANEL MOUNTING	<a href="#">BreakDown...</a>		<a href="#">View Diagram</a>
2527394	00	1	I			INSTRUCTIONS	<a href="#">BreakDown...</a>		<a href="#">View Diagram</a>
2527417	07	1	I			CONTROL GP	<a href="#">BreakDown...</a>		<a href="#">View Diagram</a>
2678475	00	1	I			MOUNTING GP	<a href="#">BreakDown...</a>		<a href="#">View Diagram</a>
2527556	00	1	I			COVER GP	<a href="#">BreakDown...</a>		<a href="#">View Diagram</a>
LF0284	00	1	I			1st LOCAL ANNUNCIATOR (INSTALL	<a href="#">BreakDown...</a>		<a href="#">View Diagram</a>
- 2527553	01	1	I			CONTROL GP	<a href="#">BreakDown...</a>		<a href="#">View Diagram</a>
- 2714524	00	1	I			INSTRUCTIONS	<a href="#">BreakDown...</a>	<a href="#">Drawing...</a>	<a href="#">View Diagram</a>
- 2527480	00	1	I			CONNECTION GP	<a href="#">BreakDown...</a>		<a href="#">View Diagram</a>
2527347	03	1	I			MOUNTING GP	<a href="#">BreakDown...</a>		<a href="#">View Diagram</a>
LF0295	02	1	I			GENERATOR MONITORING PACKAGE	<a href="#">BreakDown...</a>		<a href="#">View Diagram</a>
- 2527345	01	1	I			MOUNTING GP	<a href="#">BreakDown...</a>		<a href="#">View Diagram</a>
- 3268058	02	1	I			SENSOR GP - TEMP	<a href="#">BreakDown...</a>		<a href="#">View Diagram</a>
2527362	02	1	I			HARNESS GP	<a href="#">BreakDown...</a>		<a href="#">View Diagram</a>
2741979	00	1	S			CONTROL GP - COM	<a href="#">BreakDown...</a>		<a href="#">View Diagram</a>
2697022	01	1	I			LIGHTING GP	<a href="#">BreakDown...</a>		<a href="#">View Diagram</a>
LF0064	05	1	I			CONTROL PANEL - MV, 1800 FRAME	<a href="#">BreakDown...</a>		<a href="#">View Diagram</a>
- 2450087	06	1	I			MOUNTING GP-MAIN BOX	<a href="#">BreakDown...</a>		<a href="#">View Diagram</a>
- 2450081	00	1	I			CONTROL GP	<a href="#">BreakDown...</a>		<a href="#">View Diagram</a>
- 2450082	05	1	I			MOUNTING GP-CDVR	<a href="#">BreakDown...</a>		<a href="#">View Diagram</a>
- 2527367	02	3	I			MOUNTING GP-PANEL	<a href="#">BreakDown...</a>		<a href="#">View Diagram</a>
- 2631745	06	1	I			CONNECTION GP-J	<a href="#">BreakDown...</a>		<a href="#">View Diagram</a>
- 3017970	02	1	I			COVER GP	<a href="#">BreakDown...</a>		<a href="#">View Diagram</a>
- 2450001	01	1	I			CONSOLE GP-REAR	<a href="#">BreakDown...</a>		<a href="#">View Diagram</a>
- 2450023	03	1	I			COVER GP-FRONT BOX	<a href="#">BreakDown...</a>		<a href="#">View Diagram</a>
- 2450024	00	1	I			COVER GP-MAIN ROOF	<a href="#">BreakDown...</a>		<a href="#">View Diagram</a>
- 3126114	04	1	I			FASTENER GP-GND	<a href="#">BreakDown...</a>		<a href="#">View Diagram</a>
- 3460049	01	1	I			MOUNTING GP - CABLE	<a href="#">BreakDown...</a>		<a href="#">View Diagram</a>
- 3528705	01	1	I			BOX GP-BASIC (MAIN BOX)	<a href="#">BreakDown...</a>		<a href="#">View Diagram</a>
3827977	01	1	S			ALARM GP-BASIC	<a href="#">BreakDown...</a>		<a href="#">View Diagram</a>
3559019	04	1	I			ELECTRONICS GP	<a href="#">BreakDown...</a>		<a href="#">View Diagram</a>
9Y8156		1	I			NOTE - STAMP FOR STANDBY POWER	<a href="#">BreakDown...</a>		<a href="#">View Diagram</a>
3662120	00	1	I			CERTIFICATION - EMERGENCY STBY	<a href="#">BreakDown...</a>		<a href="#">View Diagram</a>
5N9599		1	I			VOLTAGE INDICATOR 4160V, 60HZ	<a href="#">BreakDown...</a>		<a href="#">View Diagram</a>
0V1065		1	I			END USE: GENERAL EPG	<a href="#">BreakDown...</a>		<a href="#">View Diagram</a>
0V1160		1	I			0V1160 FACTORY COMMISSIONING	<a href="#">BreakDown...</a>		<a href="#">View Diagram</a>
0P9715		2	I			EXTRA LITERATURE - ENGLISH	<a href="#">BreakDown...</a>		<a href="#">View Diagram</a>
0V1672		6	I			ENGLISH PAPER PARTS LIST	<a href="#">BreakDown...</a>		<a href="#">View Diagram</a>
0P1793		1	I			***GEN SET TEST CHG @ 0.8 PF**	<a href="#">BreakDown...</a>		<a href="#">View Diagram</a>
LL6018	00	1	I			4423 BHP 3000 GEN KW W/F 60 HZ	<a href="#">BreakDown...</a>		<a href="#">View Diagram</a>
- 0K8532		1	I			3298 BKW (4423 BHP) @ 1800 RPM	<a href="#">BreakDown...</a>		<a href="#">View Diagram</a>
- 0V3462		1	I			EPA TIER II - NONROAD	<a href="#">BreakDown...</a>		<a href="#">View Diagram</a>
0V2329		2	I			PRODUCTION CORRECTION	<a href="#">BreakDown...</a>		<a href="#">View Diagram</a>
3625212	01	1	I			WIRING GP	<a href="#">BreakDown...</a>	<a href="#">Drawing...</a>	<a href="#">View Diagram</a>
3720514	01	1	I			BREAKER GP - CIRCUIT	<a href="#">BreakDown...</a>	<a href="#">Drawing...</a>	<a href="#">View Diagram</a>
3625210	01	1	I			WIRING GP - ENGINE	<a href="#">BreakDown...</a>		<a href="#">View Diagram</a>
3720516	01	1	I			HARNESS GP-WIRING	<a href="#">BreakDown...</a>		<a href="#">View Diagram</a>




332 results found, displaying 1 to 332


Reference Number	Eng Chg	Quantity	ASM	LESS 	Set Type	Description	BreakDown...	Reference Drawing	SIS Part Diagram 
3617229	01	1	I			MOUNTING GP - BREAKER	<a href="#">BreakDown...</a>	<a href="#">Drawing...</a>	<a href="#">View Diagram</a>
3617237	02	1	I			BRACKET AS	<a href="#">BreakDown...</a>	<a href="#">Drawing...</a>	<a href="#">View Diagram</a>
3617137	01	1	I			WIRING GP	<a href="#">BreakDown...</a>	<a href="#">Drawing...</a>	<a href="#">View Diagram</a>
3720512	00	1	I			WIRING GROUP	<a href="#">BreakDown...</a>		<a href="#">View Diagram</a>
3522405	01	1	I			WIRING GROUP-T4 PD BOX	<a href="#">BreakDown...</a>		<a href="#">View Diagram</a>
3675176	00	1	I			WIRING GP - ENGINE	<a href="#">BreakDown...</a>		<a href="#">View Diagram</a>
4172751	00	1	I			SWITCH GP - DISCONNECT	<a href="#">BreakDown...</a>		<a href="#">View Diagram</a>

## Ship Loose [Top](#)

79 results found, displaying 1 to 79

Reference Number	Eng Chg	Quantity	ASM	LESS 	Set Type	Description	BreakDown...
SEBP4467		3	S			PTSCD	<a href="#">BreakDown...</a>
SEBU8100		3	S			OMM	<a href="#">BreakDown...</a>
SELF5463		3	S			WARRANTY	<a href="#">BreakDown...</a>
SELF9001		3	S			SUPP	<a href="#">BreakDown...</a>
0V1672		1	S			ENGLISH PRTS LIST	<a href="#">BreakDown...</a>
- SEBP4467		6	S			PTSBK	<a href="#">BreakDown...</a>
		3	S			PVA 000\00000000	<a href="#">BreakDown...</a>
1286847		1	S			VALVE GP-CHECK-E	<a href="#">BreakDown...</a>
2474908		1	S			LINES GP-FUEL	<a href="#">BreakDown...</a>
- 2P1293		1	S			LOCKNUT-BULKHEAD	<a href="#">BreakDown...</a>
- 6V8997		1	S			ADAPTER-STR	<a href="#">BreakDown...</a>
- 6V9832		1	S			CAP AS	<a href="#">BreakDown...</a>
- 2287092		3	S			SEAL-O-RING-ORFS	<a href="#">BreakDown...</a>
- 2987177		1	S			HOSE AS	<a href="#">BreakDown...</a>
2599105		1	S			DISPOSAL GP-FUME	<a href="#">BreakDown...</a>
- 6V3582		4	S			CLAMP-HOSE	<a href="#">BreakDown...</a>
- 8T4121		4	S			WASHER-HARD	<a href="#">BreakDown...</a>
- 8T4133		2	S			NUT	<a href="#">BreakDown...</a>
- 8T4196		2	S			BOLT-HEX HEAD	<a href="#">BreakDown...</a>
- 1205867		2	S			CLIP-LOOP	<a href="#">BreakDown...</a>
- 2818197		2	S			TUBE	<a href="#">BreakDown...</a>
- 2831132		2	S			HOSE AS	<a href="#">BreakDown...</a>
2599232		1	S			MTG GP-ISOLATOR	<a href="#">BreakDown...</a>
- 7X0582		12	S			WASHER-HARD	<a href="#">BreakDown...</a>
- 3539020		12	S			MOUNT AS	<a href="#">BreakDown...</a>
2692551		1	S			FITTING GP-EXH	<a href="#">BreakDown...</a>
- 2473393		4	S			CLAMP-V-BAND	<a href="#">BreakDown...</a>
- 3149617		4	S			BELLOWS AS	<a href="#">BreakDown...</a>
2741979		1	S			CONTROL GP - COM	<a href="#">BreakDown...</a>
- 2741978		1	S			CONTROL AS	<a href="#">BreakDown...</a>
2848332		1	S			LIFTING GP	<a href="#">BreakDown...</a>
- 2790786		2	S			SHACKLE	<a href="#">BreakDown...</a>
3120099		1	S			INSTALLATION AR	<a href="#">BreakDown...</a>
- 3288943		1	S			*PRT-DIAGRAM-WIR	<a href="#">BreakDown...</a>
3233913		1	S			SENSOR GP-LEVEL	<a href="#">BreakDown...</a>
- 6B5072		2	S			BUSHING-REDUCING	<a href="#">BreakDown...</a>
- 2042518		2	S			SENSOR GP-LEVEL	<a href="#">BreakDown...</a>
3233914		1	S			LINES GP-F FIL&	<a href="#">BreakDown...</a>
- 6V8635		1	S			ADAPTER-STR	<a href="#">BreakDown...</a>
- 6V8998		1	S			ADAPTER-STR	<a href="#">BreakDown...</a>
- 6V9005		1	S			ADAPTER-ELBOW	<a href="#">BreakDown...</a>
- 6V9172		1	S			NUT-BULKHEAD	<a href="#">BreakDown...</a>
- 6V9833		1	S			CAP AS	<a href="#">BreakDown...</a>

79 results found, displaying 1 to 79

Reference Number	Eng Chg	Quantity	ASM	LESS 	Set Type	Description	BreakDown...
- 7X7729		4	S			WASHER-HARD	<a href="#">BreakDown...</a>
- 8T4133		2	S			NUT	<a href="#">BreakDown...</a>
- 8T4182		2	S			BOLT-HEX HEAD	<a href="#">BreakDown...</a>
- 1079610		1	S			HOSE AS	<a href="#">BreakDown...</a>
- 2173307		1	S			HOSE AS.	<a href="#">BreakDown...</a>
- 2287093		6	S			SEAL-O-RING-ORFS	<a href="#">BreakDown...</a>
- 2385084		2	S			SEAL-O-RING-STOR	<a href="#">BreakDown...</a>
- 2987175		1	S			BRACKET	<a href="#">BreakDown...</a>
- 3348397		1	S			ELBOW-90DEG ORFS	<a href="#">BreakDown...</a>
3313524		1	S			FILTER GP-FUEL	<a href="#">BreakDown...</a>
- 2Y5829		12	S			NUT-HEX	<a href="#">BreakDown...</a>
- 5P8245		6	S			WASHER-HARD	<a href="#">BreakDown...</a>
- 6V1820		9	S			BOLT	<a href="#">BreakDown...</a>
- 6V5696		6	S			BOLT	<a href="#">BreakDown...</a>
- 6V5839		9	S			WASHER-HARD	<a href="#">BreakDown...</a>
- 6V5843		8	S			BOLT-HEX HEAD	<a href="#">BreakDown...</a>
- 6V7981		4	S			BOLT	<a href="#">BreakDown...</a>
- 9X2327		24	S			WASHER	<a href="#">BreakDown...</a>
- 2256948		6	S			SEAL-O-RING	<a href="#">BreakDown...</a>
- 2287100		1	S			SEAL-O-RING-STOR	<a href="#">BreakDown...</a>
- 2416157		1	S			PLUG-HD STOR	<a href="#">BreakDown...</a>
- 3169954		3	S			FILTER AS -FUEL	<a href="#">BreakDown...</a>
- 3350721		1	S			MANIFOLD	<a href="#">BreakDown...</a>
- 3351647		1	S			SUPPORT AS	<a href="#">BreakDown...</a>
- 3524668		3	S			BASE AS	<a href="#">BreakDown...</a>
3345894		1	S			SENSOR GP-ENGINE	<a href="#">BreakDown...</a>
- 8T4189		2	S			BOLT	<a href="#">BreakDown...</a>
- 8T4224		2	S			WASHER-HARD	<a href="#">BreakDown...</a>
- 2287101		1	S			SEAL-O-RING-STOR	<a href="#">BreakDown...</a>
- 2660136		1	S			SENSOR GP-PRESS	<a href="#">BreakDown...</a>
- 2746720		1	S			SENSOR GP-PRESS	<a href="#">BreakDown...</a>
3502496		1	S			COVER-TARP	<a href="#">BreakDown...</a>
3827977		1	S			ALARM GP-BASIC	<a href="#">BreakDown...</a>
ESO		1	S			(PRNT ESO COPY)	<a href="#">BreakDown...</a>
6L4502		1	S			PROD MARKING SYS	<a href="#">BreakDown...</a>
- PML		1	S			CHK PM FOR FILMS	<a href="#">BreakDown...</a>

Caterpillar Confidential: **Green**

Content Owner: Commercial Processes Division

Web Master(s): [PSG Web Based Systems Support](#)

Current Date: 2/9/2019, 11:09:30 AM

© Caterpillar Inc. 2019 All Rights Reserved.

[Data Privacy Statement.](#)