

ORDER INVOICE WITH ENGINEERING BREAKDOWN [FST02145]

MARCH 20, 2019

(FST02145)-ENGINE (G7A06509)-GENERATOR (T3400560)-GENSET

For Help Desk Phone Numbers [Click here](#)

⚠ Caution Ordering Parts from TMI Order Invoice with Engineering Breakdown

Order Invoice with Engineering Breakdown information is provided by the orders system, once you click breakdown of a part, TMI pulls the information from the Engineering Data System (EDS).

EDS is not a manufacturing bill of material system but a engineering part in effect system. TMI uses the built date and calls EDS to pull the part in effect at that time.

Recently, TMI added an as manufactured tab. This tab provides the consist as reported from the engine factory. This data is limited but growing for new manufactured engines. To see an example enter "WRH00104"

To validate you are ordering a correct part, TMI encourages you to contact Morton Parts. 800-566-7782 or tech_support@cat.com

The below option will email full breakdown of the serial number

Excel PDF

FullBreakDown

Sales Model: C18 Invoice Number: AEX 507955 Dealer: N030 S.O. Number: SSJFR00 Invoice Date: 2019-02-15


[Feature Code](#)

[Part Numbers](#)


[Help](#)

Feature Codes [Top](#)

57 results found, displaying 1 to 57



Reference Number	Eng Chg	Quantity	ASM	LESS 	Set Type	Reference Drawing	Description
C18DE6E	F	1	I			Drawing...	C18 60HZ PKG 600 CERTESE
OGNAR59	F	1	I				LC7024J AREP ALT 59
EMCP42	F	1	I				EMCP4.2 CONTROL PANEL
EMCCPLH	F	1	I				CONTROL PANEL MOUNTING LEFT
PWRCTRH	F	1	I				POWER CENTER - RH MOUNTED
STDRAD	F	1	I				STANDARD RADIATOR
CATDEC	F	1	I				CAT DECALS
LANENG	F	1	I				ENGLISH PANEL LANGUAGE
EMCDP02	F	1	I				DUSTPROOF CONTROL PNL (IP52)
EMCCAS3	F	1	I				GEN RUNNING & FAULT RELAY
HTRCG01	F	1	I				HEATER CONTROL GROUP
ACLHD25	F	1	I			Drawing...	AIR CLEANER - HEAVY DUTY 25
SGTF	F	1	I			Drawing...	RADIATOR GUARD AND DUCT FLANGE
EXHMTG1	F	1	I			Drawing...	MANIFOLD AND TURBO GUARDS 01
PMEXC14	F	1	I			Drawing...	PERMANENT MAGNET EXCITATION 04
STDNAR	F	1	I				STD NARROW SKID BASE
BTC1028	F	1	I				BATTERY CHARGER 10 AMP DUAL
BAT2456	F	1	I			Drawing...	OVERSIZED WET BATTERY
BATDS03	F	1	I				BATTERY DISCONNECT SWITCH
JWH0059	F	1	I			Drawing...	JACKET WATER HEATER 240 VAC
STDTEST	F	1	I				STD TEST - PKG GEN SET 0.8 PF
TSPCSA1	F	1	I				CSA CERTIFICATION

57 results found, displaying 1 to 57



Reference Number	Eng Chg	Quantity	ASM	LESS 	Set Type	Reference Drawing	Description
NTS12	F	1	I				NEUTRAL BAR NTS1200
CBK0603	F	1	I				1200A SINGLE MANUAL CB LS/I
60H0480	F	1	I				60HZ 480 VOLT (WYE)
CBLG001	F	1	I				CB CABLE GP ABB/T7-1200
CSA	F	1	I				CSA CCERTIFICATION
CT1005A	F	1	I				1000:5 CT RATIO
EXCFF28	F	1					FLEXIBLE EXHAUST CONNECTION 28
GENMTG	F	1	I				GEN MOUNTING DUCT PLATE
NCBG003	F	1	I				NEUTRAL CABLE GP 1200A
NOCOLDB	F	1	I				NO COLD WEATHER BUNDLE.
NOMITKB	F	1	I				NO MICHIGAN TANK KITBUNDLE
NONIBC	F	1	I				NO SEISMIC CERTIFICATION
NONSBFT	F	1	I				NO SUB BASE FUEL TANK.
NOSUSE	F	1	I				NO SUSE DECALS & FILMS
STDIVR	F	1	I				INTEGRATED VOLTAGE REGULATOR
STANDBY	F	1	I				STANDBY POWER
LANENGO	F	1	I				ENGLISH INSTRUCTION LANGUAGE
CERTESE	F	1	I				EPA STATIONARY EMERGENCY
MWCODEF	F	1	I				STANDBY POWER
MSCEC72	F	1	I				COMMERCIAL BUSINESSES
MSEPGGN	F	1	I				GENERAL EPG
KW00600	F	1	I				60 HZ, 600 KW W/FAN
ADEMA4	F	1					ADEMA4
FULLPWR	F	1	I				FULL POWER
GENT105	F	1	I				105C TEMP RISE OVER 40C AMB
NOENCLO	F	1	I				NO ENCLOSURE REQUIRED
NONANNL	F	1	I				NO LOCAL ANNUNCIATOR
NONMUF	F	1	I				MUFFLERS
NONNTD	F	1	I				NOT REQUIRED
NONULL	F	1	I				NON UL 2200 LISTED PKG GEN SET
NOTREQ	F	1	I				NOT REQUIRED
PLGNONE	F	1	I				NO PRODUCT LINK GEN CELLULAR
SINGLE	F	1	I				SINGLE CIRCUIT BREAKER
TCVNO	F	1	I				DECLINE / NOTAPPLICABLE
ESCNONE	F	1	I				STANDARD WARRANTY

Part Numbers [Top](#)



173 results found, displaying 1 to 173

Reference Number	Eng Chg	Quantity	ASM	LESS 	Set Type	Description	BreakDown...	Reference Drawing	SIS Part Diagram 
C18DE6E	F	1	I			C18 60HZ PKG 600 CERTESE	BreakDown...	Drawing...	View Diagram
OGNAR59	F	1	I			LC7024J AREP ALT 59	BreakDown...		View Diagram
EMCP42	F	1	I			EMCP4.2 CONTROL PANEL	BreakDown...		View Diagram
EMCCPLH	F	1	I			CONTROL PANEL MOUNTING LEFT	BreakDown...		View Diagram
PWRCTRH	F	1	I			POWER CENTER - RH MOUNTED	BreakDown...		View Diagram
STD RAD	F	1	I			STANDARD RADIATOR	BreakDown...		View Diagram
CATDEC	F	1	I			CAT DECALS	BreakDown...		View Diagram
LANENGC	F	1	I			ENGLISH PANEL LANGUAGE	BreakDown...		View Diagram
EMCDP02	F	1	I			DUSTPROOF CONTROL PNL (IP52)	BreakDown...		View Diagram
EMCCAS3	F	1	I			GEN RUNNING & FAULT RELAY	BreakDown...		View Diagram
HTRCG01	F	1	I			HEATER CONTROL GROUP	BreakDown...		View Diagram
ACLHD25	F	1	I			AIR CLEANER - HEAVY DUTY 25	BreakDown...	Drawing...	View Diagram
SGTF	F	1	I			RADIATOR GUARD AND DUCT FLANGE	BreakDown...	Drawing...	View Diagram
EXHMTG1	F	1	I			MANIFOLD AND TURBO GUARDS 01	BreakDown...	Drawing...	View Diagram
PMEXCI4	F	1	I			PERMANENT MAGNET EXCITATION 04	BreakDown...	Drawing...	View Diagram
STDNAR	F	1	I			STD NARROW SKID BASE	BreakDown...		View Diagram



173 results found, displaying 1 to 173

Reference Number	Eng Chg	Quantity	ASM	LESS 	Set Type	Description	BreakDown...	Reference Drawing	SIS Part Diagram 
BTC1028	F	1	I			BATTERY CHARGER 10 AMP DUAL	BreakDown...		View Diagram
BAT2456	F	1	I			OVERSIZED WET BATTERY	BreakDown...	Drawing...	View Diagram
BATDS03	F	1	I			BATTERY DISCONNECT SWITCH	BreakDown...		View Diagram
JWH0059	F	1	I			JACKET WATER HEATER 240 VAC	BreakDown...	Drawing...	View Diagram
STDTEST	F	1	I			STD TEST - PKG GEN SET 0.8 PF	BreakDown...		View Diagram
TSPCSA1	F	1	I			CSA CERTIFICATION	BreakDown...		View Diagram
NTS12	F	1	I			NEUTRAL BAR NTS1200	BreakDown...		View Diagram
CBK0603	F	1	I			1200A SINGLE MANUAL CB LS/I	BreakDown...		View Diagram
60H0480	F	1	I			60HZ 480 VOLT (WYE)	BreakDown...		View Diagram
CBLG001	F	1	I			CB CABLE GP ABB/T7-1200	BreakDown...		View Diagram
CSA	F	1	I			CSA CCERTIFICATION	BreakDown...		View Diagram
CT1005A	F	1	I			1000:5 CT RATIO	BreakDown...		View Diagram
EXCFF28	F	1				FLEXIBLE EXHAUST CONNECTION 28	BreakDown...		View Diagram
GENMTG	F	1	I			GEN MOUNTING DUCT PLATE	BreakDown...		View Diagram
NCBG003	F	1	I			NEUTRAL CABLE GP 1200A	BreakDown...		View Diagram
NOCOLDB	F	1	I			NO COLD WEATHER BUNDLE.	BreakDown...		View Diagram
NOMITKB	F	1	I			NO MICHIGAN TANK KITBUNDLE	BreakDown...		View Diagram
NONIBC	F	1	I			NO SEISMIC CERTIFICATION	BreakDown...		View Diagram
NONSBFT	F	1	I			NO SUB BASE FUEL TANK.	BreakDown...		View Diagram
NOSUSE	F	1	I			NO SUSE DECALS & FILMS	BreakDown...		View Diagram
STDIVR	F	1	I			INTEGRATED VOLTAGE REGULATOR	BreakDown...		View Diagram
STANDBY	F	1	I			STANDBY POWER	BreakDown...		View Diagram
LANENGO	F	1	I			ENGLISH INSTRUCTION LANGUAGE	BreakDown...		View Diagram
CERTESE	F	1	I			EPA STATIONARY EMERGENCY	BreakDown...		View Diagram
MWCODEF	F	1	I			STANDBY POWER	BreakDown...		View Diagram
MSCEC72	F	1	I			COMMERCIAL BUSINESSES	BreakDown...		View Diagram
MSEPGGN	F	1	I			GENERAL EPG	BreakDown...		View Diagram
KW00600	F	1	I			60 HZ, 600 KW W/FAN	BreakDown...		View Diagram
ADEMA4	F	1				ADEMA4	BreakDown...		View Diagram
FULLPWR	F	1	I			FULL POWER	BreakDown...		View Diagram
GENT105	F	1	I			105C TEMP RISE OVER 40C AMB	BreakDown...		View Diagram
NOENCLO	F	1	I			NO ENCLOSURE REQUIRED	BreakDown...		View Diagram
NONANNL	F	1	I			NO LOCAL ANNUNCIATOR	BreakDown...		View Diagram
NONMUF	F	1	I			MUFFLERS	BreakDown...		View Diagram
NONNTD	F	1	I			NOT REQUIRED	BreakDown...		View Diagram
NONULL	F	1	I			NON UL 2200 LISTED PKG GEN SET	BreakDown...		View Diagram
NOTREQ	F	1	I			NOT REQUIRED	BreakDown...		View Diagram
PLGNONE	F	1	I			NO PRODUCT LINK GEN CELLULAR	BreakDown...		View Diagram
SINGLE	F	1	I			SINGLE CIRCUIT BREAKER	BreakDown...		View Diagram
TCVNO	F	1	I			DECLINE / NOTAPPLICABLE	BreakDown...		View Diagram
ESCNONE	F	1	I			STANDARD WARRANTY	BreakDown...		View Diagram
LS1445	03	1	I			C18 ENGINE AR - STD	BreakDown...		View Diagram
- 3965354	01	1	I			GENERAL AR	BreakDown...		View Diagram
- 4206877	01	1	I			CAPTIVE: 4206877-C18-GS668	BreakDown...		View Diagram
- 3904899	02	1	I			DISPOSAL GP-FUMES	BreakDown...		View Diagram
- 3745706	00	4	I			COVER GP.	BreakDown...		View Diagram
4183887	00	1	I			GENERATOR AR-PWR	BreakDown...		View Diagram
LS0259	04	1	I			EMCP4.2 CONTROL PANEL	BreakDown...	Drawing...	View Diagram
- 3901189	10	1	I			DIAGRAM-WIRING	BreakDown...		View Diagram
- 3745736	08	1	I			PANEL GP-ELEK	BreakDown...		View Diagram
- 3625402	01	1	I			TEST-GEN EMCP 4	BreakDown...		View Diagram
- 4427222	00	1	I			CONTROL GP	BreakDown...		View Diagram
- 4416937	05	1	I			MOUNTING GP	BreakDown...		View Diagram
- 3999212	01	1	I			HARNES AS	BreakDown...		View Diagram
- 5612892	00	2	I			MARKER AS	BreakDown...		View Diagram
LS0262	02	1	I			LEFT MTD CONTROL PANEL	BreakDown...	Drawing...	View Diagram
- 3745749	11	1	I			ENCL GP-ELEC	BreakDown...		View Diagram

173 results found, displaying 1 to 173

Reference Number	Eng Chg	Quantity	ASM	LESS 	Set Type	Description	BreakDown...	Reference Drawing	SIS Part Diagram 
- 3901198	04	1	I			HARNES AS	BreakDown...		View Diagram
- 3901199	03	1	I			MOUNTING GP	BreakDown...		View Diagram
- 3745740	01	1	I			WIRING GP	BreakDown...		View Diagram
- 2527556	00	1	I			COVER GP	BreakDown...		View Diagram
- 4183946	00	1	I			WIRING GP	BreakDown...		View Diagram
LS1439	03	1	I			RIGHT MTD POWER CENTER	BreakDown...	Drawing...	View Diagram
- 4195595	01	1	I			COVER GP	BreakDown...		View Diagram
- 4195596	01	1	I			COVER GP-WIRING	BreakDown...		View Diagram
- 3904880	02	1	I			DUCT GP-CABLE	BreakDown...		View Diagram
- 4200302	00	1	I			BAR GP-GROUND	BreakDown...		View Diagram
- 4427827	01	1	I			MOUNTING GP	BreakDown...		View Diagram
- 4490638	03	1	I			ENCLOSURE GP - ELEC	BreakDown...		View Diagram
- 5041365	01	1	I			FILM	BreakDown...		View Diagram
LS1446	00	1	I			RADIATOR	BreakDown...		View Diagram
- 4222046	01	1	I			RADIATOR GP	BreakDown...		View Diagram
- 1195148	02	49	I			COOLANT-LONG LIFE-BULK-1 LITER	BreakDown...		View Diagram
4235558	01	1	I			FILM GP (OPEN)	BreakDown...		View Diagram
LS1354	02	1	I			STANDARD FILM-BONDED NEUTRAL	BreakDown...		View Diagram
- 3385114	02	1	I			FILM-BONDED	BreakDown...		View Diagram
3559019	11	1	I			ELECTRONICS GP	BreakDown...		View Diagram
1036272	03	1	I			SEAL-CONTROL	BreakDown...		View Diagram
3745744	01	1	I			RELAY GP	BreakDown...		View Diagram
3745739	02	1	I			PANEL GP-ELEK	BreakDown...		View Diagram
4184533	04	1	I			CLEANER GP-AIR	BreakDown...	Drawing...	View Diagram
DK5576	00	1	I			STONE GRD & TRANSITION FLANGE	BreakDown...	Drawing...	View Diagram
- 3842225		1	I			FLANGE GP	BreakDown...		View Diagram
- 3842231		1	I			GUARD GP-RDTR	BreakDown...		View Diagram
1485233	05	1	S			FITTING GROUP-EXHAUST	BreakDown...		View Diagram
DK5627	00	1	I			MANIFOLD & TURBO GUARDS	BreakDown...	Drawing...	View Diagram
- 2434017		1	I			GUARD GP-EXHAUST	BreakDown...	Drawing...	View Diagram
LS0247	01	1	I			PERMANENT MAGNET GENERATOR	BreakDown...	Drawing...	View Diagram
- 3664252		1	I			KIT-PMG	BreakDown...		View Diagram
- 4430637	01	1	I			WIRING GP	BreakDown...		View Diagram
LS1424	03	1	I			NARROW SKID BASE	BreakDown...	Drawing...	View Diagram
- 3904900	03	1	I			BASE AS.	BreakDown...		View Diagram
- 3904919	00	1	I			MTG GP-BRACKET (C18 RAD)	BreakDown...		View Diagram
- 3932354	02	1	I			MOUNTING GP BOXES	BreakDown...		View Diagram
- 3932403	01	1	I			LINES GP-FUEL	BreakDown...		View Diagram
- 3932407	00	1	I			MOUNTING GP-BATTERY	BreakDown...		View Diagram
- 4222053	01	1	I			MOUNTING GP- RADIATOR	BreakDown...		View Diagram
- 4226038	00	1	I			DRAIN GP-OIL	BreakDown...		View Diagram
- 4230069	00	1	I			DRAIN GP-COOLANT	BreakDown...		View Diagram
- 4410461	00	1	I			MOUNTING GP	BreakDown...		View Diagram
LS0232	00	1	I			BATTERY CHARGER 10 AMP DUAL/UL	BreakDown...		View Diagram
- 3395996	01	1	I			CHARGER-BATTERY	BreakDown...		View Diagram
- 3999218	04	1	I			HARNES AS	BreakDown...		View Diagram
LS0236	01	1	I			OVERSIZE BATTERY SET	BreakDown...		View Diagram
- 4246669	01	1	I			CABLE GP-ELEC	BreakDown...		View Diagram
- 4251381	01	1	I			SUPPORT GP-BTRY (TOP)	BreakDown...		View Diagram
- 1535710	05	2	I			BATTERY	BreakDown...		View Diagram
3560205	01	1	I			SWITCH GP-DISC	BreakDown...		View Diagram
LS0238	01	1	I			JACKET WATER HEATER	BreakDown...	Drawing...	View Diagram
- 3999207	04	1	I			WIRING GP	BreakDown...		View Diagram
- 3745741	02	1	I			PANEL GP-ELEK	BreakDown...		View Diagram
- 3844305		1	I			THERMOSTAT AS	BreakDown...		View Diagram
- 3932395	00	1	I			HEATER GP-JW	BreakDown...		View Diagram
LS1450	00	1	I			TEST - PKG GEN SET	BreakDown...		View Diagram

173 results found, displaying 1 to 173

Reference Number	Eng Chg	Quantity	ASM	LESS 	Set Type	Description	BreakDown...	Reference Drawing	SIS Part Diagram 
- 3560136	00	1	I			INSTRUCTIONS	BreakDown...		View Diagram
- 3L0284		1	I			*****TEST - PKG GEN SET*****	BreakDown...		View Diagram
LS1451	03	1	I			CANADIAN STDS ASSC (CSA 22.2)	BreakDown...		View Diagram
- 5217763	00	1	I			FILM GP	BreakDown...		View Diagram
4218926	00	1	I			KIT-LITERATURE	BreakDown...	Drawing...	View Diagram
LS1328	00	1	I			CURRENT TRANSFORMER	BreakDown...		View Diagram
- 3932340	02	1	I			MOUNTING GP - TRANSFORMER	BreakDown...		View Diagram
- 4201480	01	1	I			CABLE GP - ELECTRICAL	BreakDown...		View Diagram
- 4230805	00	1	I			CONNECTION GP-CABLE	BreakDown...		View Diagram
LS1325	00	1	I			GEN MTG & DUCT PLATE	BreakDown...		View Diagram
- 3932358	02	1	I			COVER GP	BreakDown...		View Diagram
- 3984247	02	1	I			MOUNTING GP	BreakDown...		View Diagram
- 2339351		1	I			COUPLING GP	BreakDown...		View Diagram
LS1312	00	1	I			NEUTRAL BAR	BreakDown...		View Diagram
- 3932316	02	1	I			BAR GP - TERMINAL	BreakDown...		View Diagram
- 4227346	00	1	I			CABLE GP-ELECTRICAL	BreakDown...		View Diagram
- 4227343	00	1	I			CONNECTION GP-CABLE (T)	BreakDown...		View Diagram
LS1337	02	1	I			SINGLE CIRCUIT BREAKERS-MANUAL	BreakDown...	Drawing...	View Diagram
- 3932343	02	1	I			BREAKER GP-CIRCUIT	BreakDown...		View Diagram
- 3932321	02	1	I			COVER GP	BreakDown...		View Diagram
- 3932324	02	1	I			COVER GP	BreakDown...		View Diagram
- 3999202	01	1	I			HARNESS AS	BreakDown...		View Diagram
- 3745745	00	1	I			RELAY GP-SHUNT	BreakDown...		View Diagram
- 4559279	00	1	I			MOUNTING GP	BreakDown...		View Diagram
- 4183949	00	1	I			COVER GP	BreakDown...		View Diagram
- 4183962	00	1	I			LOCK-BREAKER	BreakDown...		View Diagram
LS1287	01	1	I			NORMAL CALBLE ENTRY PTS AND CB	BreakDown...		View Diagram
- 4235425	00	1	I			CABLE GP-ELEC	BreakDown...		View Diagram
- 4235436	00	1	I			CONNECTION GP	BreakDown...		View Diagram
- 5204219	00	3	I			FILM GP	BreakDown...		View Diagram
LS1299	02	1	I			NEUTRAL CABLES	BreakDown...		View Diagram
- 4216992	00	1	I			CABLE GP-ELEC	BreakDown...		View Diagram
- 4217003	00	1	I			CONNECTION GP	BreakDown...		View Diagram
- 4430294	00	1	I			COVER GP-PROTN-A	BreakDown...		View Diagram
LS3103	00	1	I			VOLTAGE INDICATORS	BreakDown...		View Diagram
- 5197734	01	1	I			DIAGRAM-WIRING	BreakDown...		View Diagram
- 5N9597		1	I			VOLTAGE INDICATOR 480V, 60HZ	BreakDown...		View Diagram
5558447	00	1	I			TAG-WARNING	BreakDown...		View Diagram
9Y8156		1	I			NOTE - STAMP FOR STANDBY POWER	BreakDown...		View Diagram
5P2506	00	1	S			LITERATURE - ENGLISH	BreakDown...		View Diagram
0V1065		1	I			END USE: EP RETAIL	BreakDown...		View Diagram
PP5703	00	1	I			900 BHP 622 GEN KW WOF 60 HZ S	BreakDown...		View Diagram
- 0K7257	00	1	I			671 KW (900 BHP) @ 1800 RPM	BreakDown...		View Diagram

Caterpillar Confidential: **Green**

Content Owner: Commercial Processes Division

Web Master(s): [PSG Web Based Systems Support](#)

Current Date: 3/20/2019, 4:43:21 PM

© Caterpillar Inc. 2019 All Rights Reserved.

[Data Privacy Statement.](#)