

ORDER INVOICE WITH ENGINEERING BREAKDOWN [FST02146]

MARCH 20, 2019

(FST02146)-ENGINE (G7A06567)-GENERATOR (T3400559)-GENSET

For Help Desk Phone Numbers [Click here](#)

⚠ Caution Ordering Parts from TMI Order Invoice with Engineering Breakdown

Order Invoice with Engineering Breakdown information is provided by the orders system, once you click breakdown of a part, TMI pulls the information from the Engineering Data System (EDS).

EDS is not a manufacturing bill of material system but a engineering part in effect system. TMI uses the built date and calls EDS to pull the part in effect at that time.

Recently, TMI added an as manufactured tab. This tab provides the consist as reported from the engine factory. This data is limited but growing for new manufactured engines. To see an example enter "WRH00104"

To validate you are ordering a correct part, TMI encourages you to contact Morton Parts. 800-566-7782 or tech_support@cat.com

The below option will email full breakdown of the serial number

Excel PDF

FullBreakDown

Sales Model: C18 Invoice Number: AEX 507954 Dealer: N030 S.O. Number: SSJFS00 Invoice Date: 2019-02-15


[Feature Code](#)

[Part Numbers](#)


[Help](#)

Feature Codes [Top](#)

57 results found, displaying 1 to 57



| Reference Number | Eng Chg | Quantity | ASM | LESS  | Set Type | Reference Drawing | Description |
|-------------------------|---------|----------|-----|------------------------------------------------------------------------------------------|----------|----------------------------|--------------------------------|
| C18DE6E | F | 1 | I | | | Drawing... | C18 60HZ PKG 600 CERTESE |
| OGNAR59 | F | 1 | I | | | | LC7024J AREP ALT 59 |
| EMCP42 | F | 1 | I | | | | EMCP4.2 CONTROL PANEL |
| EMCCPLH | F | 1 | I | | | | CONTROL PANEL MOUNTING LEFT |
| PWRCTRH | F | 1 | I | | | | POWER CENTER - RH MOUNTED |
| STDRAD | F | 1 | I | | | | STANDARD RADIATOR |
| CATDEC | F | 1 | I | | | | CAT DECALS |
| LANENG | F | 1 | I | | | | ENGLISH PANEL LANGUAGE |
| EMCDP02 | F | 1 | I | | | | DUSTPROOF CONTROL PNL (IP52) |
| EMCCAS3 | F | 1 | I | | | | GEN RUNNING & FAULT RELAY |
| HTRCG01 | F | 1 | I | | | | HEATER CONTROL GROUP |
| ACLHD25 | F | 1 | I | | | Drawing... | AIR CLEANER - HEAVY DUTY 25 |
| SGTF | F | 1 | I | | | Drawing... | RADIATOR GUARD AND DUCT FLANGE |
| EXHMTG1 | F | 1 | I | | | Drawing... | MANIFOLD AND TURBO GUARDS 01 |
| PMEXC14 | F | 1 | I | | | Drawing... | PERMANENT MAGNET EXCITATION 04 |
| STDNAR | F | 1 | I | | | | STD NARROW SKID BASE |
| BTC1028 | F | 1 | I | | | | BATTERY CHARGER 10 AMP DUAL |
| BAT2456 | F | 1 | I | | | Drawing... | OVERSIZED WET BATTERY |
| BATDS03 | F | 1 | I | | | | BATTERY DISCONNECT SWITCH |
| JWH0059 | F | 1 | I | | | Drawing... | JACKET WATER HEATER 240 VAC |
| STDTEST | F | 1 | I | | | | STD TEST - PKG GEN SET 0.8 PF |
| TSPCSA1 | F | 1 | I | | | | CSA CERTIFICATION |

57 results found, displaying 1 to 57



| Reference Number | Eng Chg | Quantity | ASM | LESS  | Set Type | Reference Drawing | Description |
|-------------------------|---------|----------|-----|----------------------------------------------------------------------------------------|----------|-------------------|--------------------------------|
| NTS12 | F | 1 | I | | | | NEUTRAL BAR NTS1200 |
| CBK0603 | F | 1 | I | | | | 1200A SINGLE MANUAL CB LS/I |
| 60H0480 | F | 1 | I | | | | 60HZ 480 VOLT (WYE) |
| CSA | F | 1 | I | | | | CSA CCERTIFICATION |
| CT1005A | F | 1 | I | | | | 1000:5 CT RATIO |
| EXCFF28 | F | 1 | | | | | FLEXIBLE EXHAUST CONNECTION 28 |
| GENMTG | F | 1 | I | | | | GEN MOUNTING DUCT PLATE |
| NCBG003 | F | 1 | I | | | | NEUTRAL CABLE GP 1200A |
| NOCOLDB | F | 1 | I | | | | NO COLD WEATHER BUNDLE. |
| NOMITKB | F | 1 | I | | | | NO MICHIGAN TANK KITBUNDLE |
| NONSBFT | F | 1 | I | | | | NO SUB BASE FUEL TANK. |
| NOSUSE | F | 1 | I | | | | NO SUSE DECALS & FILMS |
| NONIBC | F | 1 | I | | | | NO SEISMIC CERTIFICATION |
| STDIVR | F | 1 | I | | | | INTEGRATED VOLTAGE REGULATOR |
| CBLG001 | F | 1 | I | | | | CB CABLE GP ABB/T7-1200 |
| STANDBY | F | 1 | I | | | | STANDBY POWER |
| LANENGO | F | 1 | I | | | | ENGLISH INSTRUCTION LANGUAGE |
| MSCEC72 | F | 1 | I | | | | COMMERCIAL BUSINESSES |
| MWCODEF | F | 1 | I | | | | STANDBY POWER |
| CERTESE | F | 1 | I | | | | EPA STATIONARY EMERGENCY |
| MSEPGGN | F | 1 | I | | | | GENERAL EPG |
| KW00600 | F | 1 | I | | | | 60 HZ, 600 KW W/FAN |
| FULLPWR | F | 1 | I | | | | FULL POWER |
| GENT105 | F | 1 | I | | | | 105C TEMP RISE OVER 40C AMB |
| NOENCLO | F | 1 | I | | | | NO ENCLOSURE REQUIRED |
| NONANNL | F | 1 | I | | | | NO LOCAL ANNUNCIATOR |
| NONMUF | F | 1 | I | | | | MUFFLERS |
| NONNTD | F | 1 | I | | | | NOT REQUIRED |
| NONULL | F | 1 | I | | | | NON UL 2200 LISTED PKG GEN SET |
| NOTREQ | F | 1 | I | | | | NOT REQUIRED |
| PLGNONE | F | 1 | I | | | | NO PRODUCT LINK GEN CELLULAR |
| SINGLE | F | 1 | I | | | | SINGLE CIRCUIT BREAKER |
| TCVNO | F | 1 | I | | | | DECLINE / NOTAPPLICABLE |
| ESCNONE | F | 1 | I | | | | STANDARD WARRANTY |
| ADEMA4 | F | 1 | | | | | ADEMA4 |

Part Numbers [Top](#)



173 results found, displaying 1 to 173

| Reference Number | Eng Chg | Quantity | ASM | LESS  | Set Type | Description | BreakDown... | Reference Drawing | SIS Part Diagram  |
|------------------|---------|----------|-----|------------------------------------------------------------------------------------------|----------|--------------------------------|------------------------------|----------------------------|--------------------------------------------------------------------------------------------------------|
| C18DE6E | F | 1 | I | | | C18 60HZ PKG 600 CERTESE | BreakDown... | Drawing... | View Diagram |
| OGNAR59 | F | 1 | I | | | LC7024J AREP ALT 59 | BreakDown... | | View Diagram |
| EMCP42 | F | 1 | I | | | EMCP4.2 CONTROL PANEL | BreakDown... | | View Diagram |
| EMCCPLH | F | 1 | I | | | CONTROL PANEL MOUNTING LEFT | BreakDown... | | View Diagram |
| PWRCTRH | F | 1 | I | | | POWER CENTER - RH MOUNTED | BreakDown... | | View Diagram |
| STD RAD | F | 1 | I | | | STANDARD RADIATOR | BreakDown... | | View Diagram |
| CATDEC | F | 1 | I | | | CAT DECALS | BreakDown... | | View Diagram |
| LANENGC | F | 1 | I | | | ENGLISH PANEL LANGUAGE | BreakDown... | | View Diagram |
| EMCDP02 | F | 1 | I | | | DUSTPROOF CONTROL PNL (IP52) | BreakDown... | | View Diagram |
| EMCCAS3 | F | 1 | I | | | GEN RUNNING & FAULT RELAY | BreakDown... | | View Diagram |
| HTRCG01 | F | 1 | I | | | HEATER CONTROL GROUP | BreakDown... | | View Diagram |
| ACLHD25 | F | 1 | I | | | AIR CLEANER - HEAVY DUTY 25 | BreakDown... | Drawing... | View Diagram |
| SGTF | F | 1 | I | | | RADIATOR GUARD AND DUCT FLANGE | BreakDown... | Drawing... | View Diagram |
| EXHMTG1 | F | 1 | I | | | MANIFOLD AND TURBO GUARDS 01 | BreakDown... | Drawing... | View Diagram |
| PMEXCI4 | F | 1 | I | | | PERMANENT MAGNET EXCITATION 04 | BreakDown... | Drawing... | View Diagram |
| STDNAR | F | 1 | I | | | STD NARROW SKID BASE | BreakDown... | | View Diagram |



173 results found, displaying 1 to 173

| Reference Number | Eng Chg | Quantity | ASM | LESS  | Set Type | Description | BreakDown... | Reference Drawing | SIS Part Diagram  |
|------------------|---------|----------|-----|----------------------------------------------------------------------------------------|----------|--------------------------------|--------------|----------------------------|------------------------------------------------------------------------------------------------------|
| BTC1028 | F | 1 | I | | | BATTERY CHARGER 10 AMP DUAL | BreakDown... | | View Diagram |
| BAT2456 | F | 1 | I | | | OVERSIZED WET BATTERY | BreakDown... | Drawing... | View Diagram |
| BATDS03 | F | 1 | I | | | BATTERY DISCONNECT SWITCH | BreakDown... | | View Diagram |
| JWH0059 | F | 1 | I | | | JACKET WATER HEATER 240 VAC | BreakDown... | Drawing... | View Diagram |
| STDTEST | F | 1 | I | | | STD TEST - PKG GEN SET 0.8 PF | BreakDown... | | View Diagram |
| TSPCSA1 | F | 1 | I | | | CSA CERTIFICATION | BreakDown... | | View Diagram |
| NTS12 | F | 1 | I | | | NEUTRAL BAR NTS1200 | BreakDown... | | View Diagram |
| CBK0603 | F | 1 | I | | | 1200A SINGLE MANUAL CB LS/I | BreakDown... | | View Diagram |
| 60H0480 | F | 1 | I | | | 60HZ 480 VOLT (WYE) | BreakDown... | | View Diagram |
| CSA | F | 1 | I | | | CSA CCERTIFICATION | BreakDown... | | View Diagram |
| CT1005A | F | 1 | I | | | 1000:5 CT RATIO | BreakDown... | | View Diagram |
| EXCFF28 | F | 1 | | | | FLEXIBLE EXHAUST CONNECTION 28 | BreakDown... | | View Diagram |
| GENMTG | F | 1 | I | | | GEN MOUNTING DUCT PLATE | BreakDown... | | View Diagram |
| NCBG003 | F | 1 | I | | | NEUTRAL CABLE GP 1200A | BreakDown... | | View Diagram |
| NOCOLDB | F | 1 | I | | | NO COLD WEATHER BUNDLE. | BreakDown... | | View Diagram |
| NOMITKB | F | 1 | I | | | NO MICHIGAN TANK KITBUNDLE | BreakDown... | | View Diagram |
| NONSBFT | F | 1 | I | | | NO SUB BASE FUEL TANK. | BreakDown... | | View Diagram |
| NOSUSE | F | 1 | I | | | NO SUSE DECALS & FILMS | BreakDown... | | View Diagram |
| NONIBC | F | 1 | I | | | NO SEISMIC CERTIFICATION | BreakDown... | | View Diagram |
| STDIVR | F | 1 | I | | | INTEGRATED VOLTAGE REGULATOR | BreakDown... | | View Diagram |
| CBLG001 | F | 1 | I | | | CB CABLE GP ABB/T7-1200 | BreakDown... | | View Diagram |
| STANDBY | F | 1 | I | | | STANDBY POWER | BreakDown... | | View Diagram |
| LANENGO | F | 1 | I | | | ENGLISH INSTRUCTION LANGUAGE | BreakDown... | | View Diagram |
| MSCEC72 | F | 1 | I | | | COMMERCIAL BUSINESSES | BreakDown... | | View Diagram |
| MWCODEF | F | 1 | I | | | STANDBY POWER | BreakDown... | | View Diagram |
| CERTESE | F | 1 | I | | | EPA STATIONARY EMERGENCY | BreakDown... | | View Diagram |
| MSEPGGN | F | 1 | I | | | GENERAL EPG | BreakDown... | | View Diagram |
| KW00600 | F | 1 | I | | | 60 HZ, 600 KW W/FAN | BreakDown... | | View Diagram |
| FULLPWR | F | 1 | I | | | FULL POWER | BreakDown... | | View Diagram |
| GENT105 | F | 1 | I | | | 105C TEMP RISE OVER 40C AMB | BreakDown... | | View Diagram |
| NOENCLO | F | 1 | I | | | NO ENCLOSURE REQUIRED | BreakDown... | | View Diagram |
| NONANNL | F | 1 | I | | | NO LOCAL ANNUNCIATOR | BreakDown... | | View Diagram |
| NONMUF | F | 1 | I | | | MUFFLERS | BreakDown... | | View Diagram |
| NONNTD | F | 1 | I | | | NOT REQUIRED | BreakDown... | | View Diagram |
| NONULL | F | 1 | I | | | NON UL 2200 LISTED PKG GEN SET | BreakDown... | | View Diagram |
| NOTREQ | F | 1 | I | | | NOT REQUIRED | BreakDown... | | View Diagram |
| PLGNONE | F | 1 | I | | | NO PRODUCT LINK GEN CELLULAR | BreakDown... | | View Diagram |
| SINGLE | F | 1 | I | | | SINGLE CIRCUIT BREAKER | BreakDown... | | View Diagram |
| TCVNO | F | 1 | I | | | DECLINE / NOTAPPLICABLE | BreakDown... | | View Diagram |
| ESCNONE | F | 1 | I | | | STANDARD WARRANTY | BreakDown... | | View Diagram |
| ADEMA4 | F | 1 | | | | ADEMA4 | BreakDown... | | View Diagram |
| LS1445 | 03 | 1 | I | | | C18 ENGINE AR - STD | BreakDown... | | View Diagram |
| - 3965354 | 01 | 1 | I | | | GENERAL AR | BreakDown... | | View Diagram |
| - 4206877 | 01 | 1 | I | | | CAPTIVE: 4206877-C18-GS668 | BreakDown... | | View Diagram |
| - 3904899 | 02 | 1 | I | | | DISPOSAL GP-FUMES | BreakDown... | | View Diagram |
| - 3745706 | 00 | 4 | I | | | COVER GP. | BreakDown... | | View Diagram |
| 4183887 | 00 | 1 | I | | | GENERATOR AR-PWR | BreakDown... | | View Diagram |
| LS0259 | 04 | 1 | I | | | EMCP4.2 CONTROL PANEL | BreakDown... | Drawing... | View Diagram |
| - 3901189 | 10 | 1 | I | | | DIAGRAM-WIRING | BreakDown... | | View Diagram |
| - 3745736 | 08 | 1 | I | | | PANEL GP-ELEK | BreakDown... | | View Diagram |
| - 3625402 | 01 | 1 | I | | | TEST-GEN EMCP 4 | BreakDown... | | View Diagram |
| - 4427222 | 00 | 1 | I | | | CONTROL GP | BreakDown... | | View Diagram |
| - 4416937 | 05 | 1 | I | | | MOUNTING GP | BreakDown... | | View Diagram |
| - 3999212 | 01 | 1 | I | | | HARNESS AS | BreakDown... | | View Diagram |
| - 5612892 | 00 | 2 | I | | | MARKER AS | BreakDown... | | View Diagram |
| LS0262 | 02 | 1 | I | | | LEFT MTD CONTROL PANEL | BreakDown... | Drawing... | View Diagram |
| - 3745749 | 11 | 1 | I | | | ENCL GP-ELEC | BreakDown... | | View Diagram |

173 results found, displaying 1 to 173

| Reference Number | Eng Chg | Quantity | ASM | LESS  | Set Type | Description | BreakDown... | Reference Drawing | SIS Part Diagram  |
|------------------|---------|----------|-----|----------------------------------------------------------------------------------------|----------|--------------------------------|--------------|----------------------------|------------------------------------------------------------------------------------------------------|
| - 3901198 | 04 | 1 | I | | | HARNES AS | BreakDown... | | View Diagram |
| - 3901199 | 03 | 1 | I | | | MOUNTING GP | BreakDown... | | View Diagram |
| - 3745740 | 01 | 1 | I | | | WIRING GP | BreakDown... | | View Diagram |
| - 2527556 | 00 | 1 | I | | | COVER GP | BreakDown... | | View Diagram |
| - 4183946 | 00 | 1 | I | | | WIRING GP | BreakDown... | | View Diagram |
| LS1439 | 03 | 1 | I | | | RIGHT MTD POWER CENTER | BreakDown... | Drawing... | View Diagram |
| - 4195595 | 01 | 1 | I | | | COVER GP | BreakDown... | | View Diagram |
| - 4195596 | 01 | 1 | I | | | COVER GP-WIRING | BreakDown... | | View Diagram |
| - 3904880 | 02 | 1 | I | | | DUCT GP-CABLE | BreakDown... | | View Diagram |
| - 4200302 | 00 | 1 | I | | | BAR GP-GROUND | BreakDown... | | View Diagram |
| - 4427827 | 01 | 1 | I | | | MOUNTING GP | BreakDown... | | View Diagram |
| - 4490638 | 03 | 1 | I | | | ENCLOSURE GP - ELEC | BreakDown... | | View Diagram |
| - 5041365 | 01 | 1 | I | | | FILM | BreakDown... | | View Diagram |
| LS1446 | 00 | 1 | I | | | RADIATOR | BreakDown... | | View Diagram |
| - 4222046 | 01 | 1 | I | | | RADIATOR GP | BreakDown... | | View Diagram |
| - 1195148 | 02 | 49 | I | | | COOLANT-LONG LIFE-BULK-1 LITER | BreakDown... | | View Diagram |
| 4235558 | 01 | 1 | I | | | FILM GP (OPEN) | BreakDown... | | View Diagram |
| LS1354 | 02 | 1 | I | | | STANDARD FILM-BONDED NEUTRAL | BreakDown... | | View Diagram |
| - 3385114 | 02 | 1 | I | | | FILM-BONDED | BreakDown... | | View Diagram |
| 3559019 | 11 | 1 | I | | | ELECTRONICS GP | BreakDown... | | View Diagram |
| 1036272 | 03 | 1 | I | | | SEAL-CONTROL | BreakDown... | | View Diagram |
| 3745744 | 01 | 1 | I | | | RELAY GP | BreakDown... | | View Diagram |
| 3745739 | 02 | 1 | I | | | PANEL GP-ELEK | BreakDown... | | View Diagram |
| 4184533 | 04 | 1 | I | | | CLEANER GP-AIR | BreakDown... | Drawing... | View Diagram |
| DK5576 | 00 | 1 | I | | | STONE GRD & TRANSITION FLANGE | BreakDown... | Drawing... | View Diagram |
| - 3842225 | | 1 | I | | | FLANGE GP | BreakDown... | | View Diagram |
| - 3842231 | | 1 | I | | | GUARD GP-RDTR | BreakDown... | | View Diagram |
| 1485233 | 05 | 1 | S | | | FITTING GROUP-EXHAUST | BreakDown... | | View Diagram |
| DK5627 | 00 | 1 | I | | | MANIFOLD & TURBO GUARDS | BreakDown... | Drawing... | View Diagram |
| - 2434017 | | 1 | I | | | GUARD GP-EXHAUST | BreakDown... | Drawing... | View Diagram |
| LS0247 | 01 | 1 | I | | | PERMANENT MAGNET GENERATOR | BreakDown... | Drawing... | View Diagram |
| - 3664252 | | 1 | I | | | KIT-PMG | BreakDown... | | View Diagram |
| - 4430637 | 01 | 1 | I | | | WIRING GP | BreakDown... | | View Diagram |
| LS1424 | 03 | 1 | I | | | NARROW SKID BASE | BreakDown... | Drawing... | View Diagram |
| - 3904900 | 03 | 1 | I | | | BASE AS. | BreakDown... | | View Diagram |
| - 3904919 | 00 | 1 | I | | | MTG GP-BRACKET (C18 RAD) | BreakDown... | | View Diagram |
| - 3932354 | 02 | 1 | I | | | MOUNTING GP BOXES | BreakDown... | | View Diagram |
| - 3932403 | 01 | 1 | I | | | LINES GP-FUEL | BreakDown... | | View Diagram |
| - 3932407 | 00 | 1 | I | | | MOUNTING GP-BATTERY | BreakDown... | | View Diagram |
| - 4222053 | 01 | 1 | I | | | MOUNTING GP- RADIATOR | BreakDown... | | View Diagram |
| - 4226038 | 00 | 1 | I | | | DRAIN GP-OIL | BreakDown... | | View Diagram |
| - 4230069 | 00 | 1 | I | | | DRAIN GP-COOLANT | BreakDown... | | View Diagram |
| - 4410461 | 00 | 1 | I | | | MOUNTING GP | BreakDown... | | View Diagram |
| LS0232 | 00 | 1 | I | | | BATTERY CHARGER 10 AMP DUAL/UL | BreakDown... | | View Diagram |
| - 3395996 | 01 | 1 | I | | | CHARGER-BATTERY | BreakDown... | | View Diagram |
| - 3999218 | 04 | 1 | I | | | HARNES AS | BreakDown... | | View Diagram |
| LS0236 | 01 | 1 | I | | | OVERSIZE BATTERY SET | BreakDown... | | View Diagram |
| - 4246669 | 01 | 1 | I | | | CABLE GP-ELEC | BreakDown... | | View Diagram |
| - 4251381 | 01 | 1 | I | | | SUPPORT GP-BTRY (TOP) | BreakDown... | | View Diagram |
| - 1535710 | 05 | 2 | I | | | BATTERY | BreakDown... | | View Diagram |
| 3560205 | 01 | 1 | I | | | SWITCH GP-DISC | BreakDown... | | View Diagram |
| LS0238 | 01 | 1 | I | | | JACKET WATER HEATER | BreakDown... | Drawing... | View Diagram |
| - 3999207 | 04 | 1 | I | | | WIRING GP | BreakDown... | | View Diagram |
| - 3745741 | 02 | 1 | I | | | PANEL GP-ELEK | BreakDown... | | View Diagram |
| - 3844305 | | 1 | I | | | THERMOSTAT AS | BreakDown... | | View Diagram |
| - 3932395 | 00 | 1 | I | | | HEATER GP-JW | BreakDown... | | View Diagram |
| LS1450 | 00 | 1 | I | | | TEST - PKG GEN SET | BreakDown... | | View Diagram |

173 results found, displaying 1 to 173

| Reference Number | Eng Chg | Quantity | ASM | LESS  | Set Type | Description | BreakDown... | Reference Drawing | SIS Part Diagram  |
|------------------|---------|----------|-----|----------------------------------------------------------------------------------------|----------|--------------------------------|------------------------------|----------------------------|------------------------------------------------------------------------------------------------------|
| - 3560136 | 00 | 1 | I | | | INSTRUCTIONS | BreakDown... | | View Diagram |
| - 3L0284 | | 1 | I | | | *****TEST - PKG GEN SET***** | BreakDown... | | View Diagram |
| LS1451 | 03 | 1 | I | | | CANADIAN STDS ASSC (CSA 22.2) | BreakDown... | | View Diagram |
| - 5217763 | 00 | 1 | I | | | FILM GP | BreakDown... | | View Diagram |
| 4218926 | 00 | 1 | I | | | KIT-LITERATURE | BreakDown... | Drawing... | View Diagram |
| LS1328 | 00 | 1 | I | | | CURRENT TRANSFORMER | BreakDown... | | View Diagram |
| - 3932340 | 02 | 1 | I | | | MOUNTING GP - TRANSFORMER | BreakDown... | | View Diagram |
| - 4201480 | 01 | 1 | I | | | CABLE GP - ELECTRICAL | BreakDown... | | View Diagram |
| - 4230805 | 00 | 1 | I | | | CONNECTION GP-CABLE | BreakDown... | | View Diagram |
| LS1325 | 00 | 1 | I | | | GEN MTG & DUCT PLATE | BreakDown... | | View Diagram |
| - 3932358 | 02 | 1 | I | | | COVER GP | BreakDown... | | View Diagram |
| - 3984247 | 02 | 1 | I | | | MOUNTING GP | BreakDown... | | View Diagram |
| - 2339351 | | 1 | I | | | COUPLING GP | BreakDown... | | View Diagram |
| LS1312 | 00 | 1 | I | | | NEUTRAL BAR | BreakDown... | | View Diagram |
| - 3932316 | 02 | 1 | I | | | BAR GP - TERMINAL | BreakDown... | | View Diagram |
| - 4227346 | 00 | 1 | I | | | CABLE GP-ELECTRICAL | BreakDown... | | View Diagram |
| - 4227343 | 00 | 1 | I | | | CONNECTION GP-CABLE (T) | BreakDown... | | View Diagram |
| LS1337 | 02 | 1 | I | | | SINGLE CIRCUIT BREAKERS-MANUAL | BreakDown... | Drawing... | View Diagram |
| - 3932343 | 02 | 1 | I | | | BREAKER GP-CIRCUIT | BreakDown... | | View Diagram |
| - 3932321 | 02 | 1 | I | | | COVER GP | BreakDown... | | View Diagram |
| - 3932324 | 02 | 1 | I | | | COVER GP | BreakDown... | | View Diagram |
| - 3999202 | 01 | 1 | I | | | HARNESS AS | BreakDown... | | View Diagram |
| - 3745745 | 00 | 1 | I | | | RELAY GP-SHUNT | BreakDown... | | View Diagram |
| - 4559279 | 00 | 1 | I | | | MOUNTING GP | BreakDown... | | View Diagram |
| - 4183949 | 00 | 1 | I | | | COVER GP | BreakDown... | | View Diagram |
| - 4183962 | 00 | 1 | I | | | LOCK-BREAKER | BreakDown... | | View Diagram |
| LS1287 | 01 | 1 | I | | | NORMAL CALBLE ENTRY PTS AND CB | BreakDown... | | View Diagram |
| - 4235425 | 00 | 1 | I | | | CABLE GP-ELEC | BreakDown... | | View Diagram |
| - 4235436 | 00 | 1 | I | | | CONNECTION GP | BreakDown... | | View Diagram |
| - 5204219 | 00 | 3 | I | | | FILM GP | BreakDown... | | View Diagram |
| LS1299 | 02 | 1 | I | | | NEUTRAL CABLES | BreakDown... | | View Diagram |
| - 4216992 | 00 | 1 | I | | | CABLE GP-ELEC | BreakDown... | | View Diagram |
| - 4217003 | 00 | 1 | I | | | CONNECTION GP | BreakDown... | | View Diagram |
| - 4430294 | 00 | 1 | I | | | COVER GP-PROTN-A | BreakDown... | | View Diagram |
| LS3103 | 00 | 1 | I | | | VOLTAGE INDICATORS | BreakDown... | | View Diagram |
| - 5197734 | 01 | 1 | I | | | DIAGRAM-WIRING | BreakDown... | | View Diagram |
| - 5N9597 | | 1 | I | | | VOLTAGE INDICATOR 480V, 60HZ | BreakDown... | | View Diagram |
| 5558447 | 00 | 1 | I | | | TAG-WARNING | BreakDown... | | View Diagram |
| 9Y8156 | | 1 | I | | | NOTE - STAMP FOR STANDBY POWER | BreakDown... | | View Diagram |
| 5P2506 | 00 | 1 | S | | | LITERATURE - ENGLISH | BreakDown... | | View Diagram |
| 0V1065 | | 1 | I | | | END USE: EP RETAIL | BreakDown... | | View Diagram |
| PP5703 | 00 | 1 | I | | | 900 BHP 622 GEN KW WOF 60 HZ S | BreakDown... | | View Diagram |
| - 0K7257 | 00 | 1 | I | | | 671 KW (900 BHP) @ 1800 RPM | BreakDown... | | View Diagram |

Caterpillar Confidential: **Green**

Content Owner: Commercial Processes Division

Web Master(s): [PSG Web Based Systems Support](#)

Current Date: 3/20/2019, 4:36:09 PM

© Caterpillar Inc. 2019 All Rights Reserved.

[Data Privacy Statement.](#)