

ORDER INVOICE WITH ENGINEERING BREAKDOWN [FTE03685]

JANUARY 21, 2019

(FTE03685)-ENGINE (G6B24933)-GENERATOR (T3300579)-GENSET

For Help Desk Phone Numbers [Click here](#)

⚠ Caution Ordering Parts from TMI Order Invoice with Engineering Breakdown

Order Invoice with Engineering Breakdown information is provided by the orders system, once you click breakdown of a part, TMI pulls the information from the Engineering Data System (EDS).

EDS is not a manufacturing bill of material system but a engineering part in effect system. TMI uses the built date and calls EDS to pull the part in effect at that time.

Recently, TMI added an as manufactured tab. This tab provides the consist as reported from the engine factory. This data is limited but growing for new manufactured engines. To see an example enter "WRH00104"

To validate you are ordering a correct part, TMI encourages you to contact Morton Parts. 800-566-7782 or tech_support@cat.com

The below option will email full breakdown of the serial number

Excel PDF

FullBreakDown

Sales Model:C15 Invoice Number:WYE 561976 Dealer:N030 S.O. Number:SRFKC00 Invoice Date: 2018-12-14

[Feature Code](#)

[Part Numbers](#)


[Help](#)

Feature Codes [Top](#)

57 results found, displaying 1 to 57



Reference Number	Eng Chg	Quantity	ASM	LESS	Set Type	Reference Drawing	Description
C15DEC	F	1	I			Drawing...	C15 60HZ PKG 500 CERTESE
OGNSE1N	F	1	I				LC6114F SE ALT 1N
ULLIST	F	1	I				UL 2200 LISTED PACKAGE GEN SET
EMCP42	F	1	I				EMCP4.2 CONTROL PANEL
EMCCPLH	F	1	I				CONTROL PANEL MOUNTING LEFT
PWRCTRH	F	1	I				POWER CENTER - RH MOUNTED
STDRAD	F	1	I				STANDARD RADIATOR
CATDEC	F	1	I				CAT DECALS
LANENGC	F	1	I				ENGLISH PANEL LANGUAGE
EMCCAS3	F	1	I				GEN RUNNING & FAULT RELAY
HTRCG01	F	1	I				HEATER CONTROL GROUP
ACLDE14	F	1	I				AIR CLEANER - DUAL ELEMENT 14
SGTF	F	1	I			Drawing...	RADIATOR GUARD AND DUCT FLANGE
EXCFF25	F	1	S				FLEXIBLE EXHAUST CONNECTION 25
PMEXC13	F	1	I			Drawing...	PERMANENT MAGNET EXCITATION 03
STDNAR	F	1	I				STD NARROW SKID BASE
BTC1028	F	1	I				BATTERY CHARGER 10 AMP DUAL
BAT2454	F	1	I			Drawing...	STANDARD WET BATTERY
BATDS03	F	1	I				BATTERY DISCONNECT SWITCH
JWH0059	F	1	I			Drawing...	JACKET WATER HEATER 240 VAC
STDTEST	F	1	I				STD TEST - PKG GEN SET 0.8 PF
TSPCSA1	F	1	I				CANADIAN STANDARDS ASSOC

57 results found, displaying 1 to 57

Reference Number	Eng Chg	Quantity	ASM	LESS 	Set Type	Reference Drawing	Description
SWP0021	F	1	I				SHRINK WRAP PROTECTION 21
NTS1	F	1	I				NEUTRAL BAR NTS1
CBK0602	F	1	I				800A SINGLE MANUAL CB LS/I
CBAUX1	F	1	I				1ST BREAKER AUXILIARY CONTACTS
60H0480	F	1	I				60HZ 480 VOLT (WYE)
CBLG002	F	1	I				CB CABLE GP ABB/T6-800/600
CT1005A	F	1	I				1000:5 CT RATIO
GENMTG	F	1	I				GEN MOUNTING DUCT PLATE
STDIVR	F	1	I				INTEGRATED VOLTAGE REGULATOR
GENT130	F	1	I				130C TEMP RISE OVER 40C AMB
NACERT	F	1	I				UL & CSA CERTIFICATION
NCBG002	F	1	I				NEUTRAL CABLE GP 800A
NOCOLDB	F	1	I				NO COLD WEATHER BUNDLE.
NOMITKB	F	1	I				NO MICHIGAN TANK KITBUNDLE
NONIBC	F	1	I				NO SEISMIC CERTIFICATION
NONSFT	F	1	I				NO SUB BASE FUEL TANK.
NOSUSE	F	1	I				NO SUSE DECALS & FILMS
STANDBY	F	1	I				STANDBY POWER
TRSGEN7	F	1	I				PGS TEST REPORT @ 0.8 PF
LANENGO	F	1	I				ENGLISH INSTRUCTION LANGUAGE
CERTESE	F	1	I				EPA STATIONARY EMERGENCY
MSCEC76	F	1	I				MANUFACTURING
MWCDEF	F	1	I				STANDBY POWER
MSEPGGN	F	1	I				GENERAL EPG
KW00500	F	1	I				60 HZ, 500 KW W/FAN
ADEMA4	F	1	I				ADEMA4
FULLPWR	F	1	I				FULL POWER
SINGLE	F	1	I				SINGLE CIRCUIT BREAKER
TCVNO	F	1	I				DECLINE / NOTAPPLICABLE
ESCNONE	F	1	I				STANDARD WARRANTY
NOENCLO	F	1	I				NO ENCLOSURE REQUIRED
NONMUF	F	1	I				MUFFLERS
NONNTD	F	1	I				NOT REQUIRED
NOTREQ	F	1	I				NOT REQUIRED
PLGNONE	F	1	I				NO PRODUCT LINK GEN CELLULAR

Part Numbers [Top](#)

182 results found, displaying 1 to 182

Reference Number	Eng Chg	Quantity	ASM	LESS 	Set Type	Description	BreakDown...	Reference Drawing	SIS Part Diagram 
C15DECF	F	1	I			C15 60HZ PKG 500 CERTESE	BreakDown...	Drawing...	View Diagram
OGNSE1N	F	1	I			LC6114F SE ALT 1N	BreakDown...		View Diagram
ULLIST	F	1	I			UL 2200 LISTED PACKAGE GEN SET	BreakDown...		View Diagram
EMCP42	F	1	I			EMCP4.2 CONTROL PANEL	BreakDown...		View Diagram
EMCCPLH	F	1	I			CONTROL PANEL MOUNTING LEFT	BreakDown...		View Diagram
PWRCTRH	F	1	I			POWER CENTER - RH MOUNTED	BreakDown...		View Diagram
STDRAD	F	1	I			STANDARD RADIATOR	BreakDown...		View Diagram
CATDEC	F	1	I			CAT DECALS	BreakDown...		View Diagram
LANENG	F	1	I			ENGLISH PANEL LANGUAGE	BreakDown...		View Diagram
EMCCAS3	F	1	I			GEN RUNNING & FAULT RELAY	BreakDown...		View Diagram
HTRCG01	F	1	I			HEATER CONTROL GROUP	BreakDown...		View Diagram
ACLDE14	F	1	I			AIR CLEANER - DUAL ELEMENT 14	BreakDown...		View Diagram
SGTF	F	1	I			RADIATOR GUARD AND DUCT FLANGE	BreakDown...	Drawing...	View Diagram
EXCFF25	F	1	S			FLEXIBLE EXHAUST CONNECTION 25	BreakDown...		View Diagram
PMEXCI3	F	1	I			PERMANENT MAGNET EXCITATION 03	BreakDown...	Drawing...	View Diagram

182 results found, displaying 1 to 182

Reference Number	Eng Chg	Quantity	ASM	LESS	Set Type	Description	BreakDown...	Reference Drawing	SIS Part Diagram
STDNAR	F	1	I			STD NARROW SKID BASE	BreakDown...		View Diagram
BTC1028	F	1	I			BATTERY CHARGER 10 AMP DUAL	BreakDown...		View Diagram
BAT2454	F	1	I			STANDARD WET BATTERY	BreakDown...	Drawing...	View Diagram
BATDS03	F	1	I			BATTERY DISCONNECT SWITCH	BreakDown...		View Diagram
JWH0059	F	1	I			JACKET WATER HEATER 240 VAC	BreakDown...	Drawing...	View Diagram
STDTEST	F	1	I			STD TEST - PKG GEN SET 0.8 PF	BreakDown...		View Diagram
TSPCSA1	F	1	I			CANADIAN STANDARDS ASSOC	BreakDown...		View Diagram
SWP0021	F	1	I			SHRINK WRAP PROTECTION 21	BreakDown...		View Diagram
NTS1	F	1	I			NEUTRAL BAR NTS1	BreakDown...		View Diagram
CBK0602	F	1	I			800A SINGLE MANUAL CB LS/I	BreakDown...		View Diagram
CBAUX1	F	1	I			1ST BREAKER AUXILIARY CONTACTS	BreakDown...		View Diagram
60H0480	F	1	I			60HZ 480 VOLT (WYE)	BreakDown...		View Diagram
CBLG002	F	1	I			CB CABLE GP ABB/T6-800/600	BreakDown...		View Diagram
CT1005A	F	1	I			1000:5 CT RATIO	BreakDown...		View Diagram
GENMTG	F	1	I			GEN MOUNTING DUCT PLATE	BreakDown...		View Diagram
STDIVR	F	1	I			INTEGRATED VOLTAGE REGULATOR	BreakDown...		View Diagram
GENT130	F	1	I			130C TEMP RISE OVER 40C AMB	BreakDown...		View Diagram
NACERT	F	1	I			UL & CSA CERTIFICATION	BreakDown...		View Diagram
NCBG002	F	1	I			NEUTRAL CABLE GP 800A	BreakDown...		View Diagram
NOCOLDB	F	1	I			NO COLD WEATHER BUNDLE.	BreakDown...		View Diagram
NOMITKB	F	1	I			NO MICHIGAN TANK KITBUNDLE	BreakDown...		View Diagram
NONIBC	F	1	I			NO SEISMIC CERTIFICATION	BreakDown...		View Diagram
NONSBFT	F	1	I			NO SUB BASE FUEL TANK.	BreakDown...		View Diagram
NOSUSE	F	1	I			NO SUSE DECALS & FILMS	BreakDown...		View Diagram
STANDBY	F	1	I			STANDBY POWER	BreakDown...		View Diagram
TRSGEN7	F	1	I			PGS TEST REPORT @ 0.8 PF	BreakDown...		View Diagram
LANENGO	F	1	I			ENGLISH INSTRUCTION LANGUAGE	BreakDown...		View Diagram
CERTESE	F	1	I			EPA STATIONARY EMERGENCY	BreakDown...		View Diagram
MSCEC76	F	1	I			MANUFACTURING	BreakDown...		View Diagram
MWCODEF	F	1	I			STANDBY POWER	BreakDown...		View Diagram
MSEPGGN	F	1	I			GENERAL EPG	BreakDown...		View Diagram
KW00500	F	1	I			60 HZ, 500 KW W/FAN	BreakDown...		View Diagram
ADEMA4	F	1				ADEMA4	BreakDown...		View Diagram
FULLPWR	F	1	I			FULL POWER	BreakDown...		View Diagram
SINGLE	F	1	I			SINGLE CIRCUIT BREAKER	BreakDown...		View Diagram
TCVNO	F	1	I			DECLINE / NOTAPPLICABLE	BreakDown...		View Diagram
ESCNONE	F	1	I			STANDARD WARRANTY	BreakDown...		View Diagram
NOENCLO	F	1	I			NO ENCLOSURE REQUIRED	BreakDown...		View Diagram
NONMUF	F	1	I			MUFFLERS	BreakDown...		View Diagram
NONNTD	F	1	I			NOT REQUIRED	BreakDown...		View Diagram
NOTREQ	F	1	I			NOT REQUIRED	BreakDown...		View Diagram
PLGNONE	F	1	I			NO PRODUCT LINK GEN CELLULAR	BreakDown...		View Diagram
LS1443	00	1	I			C15 ENGINE AR - STD	BreakDown...		View Diagram
- 3965353	01	1	I			GENERAL AR	BreakDown...		View Diagram
- 4206876	04	1	I			CAPTIVE: 4206876-C15-GS667	BreakDown...		View Diagram
- 3904899	01	1	I			DISPOSAL GP-FUMES	BreakDown...		View Diagram
- 3745706	00	4	I			COVER GP.	BreakDown...		View Diagram
4183867	00	1	I			GENERATOR AR-PWR	BreakDown...		View Diagram
LS1437	02	1	I			UL2200 GENERATOR SET	BreakDown...		View Diagram
- 2102630	00	1	I			INSTRUCTIONS	BreakDown...		View Diagram
- 4226099	00	1	I			FILM GP	BreakDown...		View Diagram
- 2087824	00	1	I			FILM-COPPER	BreakDown...		View Diagram
- 5217762	00	1	I			FILM GP	BreakDown...		View Diagram
LS0259	04	1	I			EMCP4.2 CONTROL PANEL	BreakDown...	Drawing...	View Diagram
- 3901189	10	1	I			DIAGRAM-WIRING	BreakDown...		View Diagram
- 3745736	08	1	I			PANEL GP-ELEK	BreakDown...		View Diagram
- 3625402	01	1	I			TEST-GEN EMCP 4	BreakDown...		View Diagram

182 results found, displaying 1 to 182

Reference Number	Eng Chg	Quantity	ASM	LESS	Set Type	Description	BreakDown...	Reference Drawing	SIS Part Diagram
- 4427222	00	1	I			CONTROL GP	BreakDown...		View Diagram
- 4416937	05	1	I			MOUNTING GP	BreakDown...		View Diagram
- 3999212	01	1	I			HARNESS AS	BreakDown...		View Diagram
- 5612892	00	2	I			MARKER AS	BreakDown...		View Diagram
LS0262	02	1	I			LEFT MTD CONTROL PANEL	BreakDown...	Drawing...	View Diagram
- 3745749	11	1	I			ENCL GP-ELEC	BreakDown...		View Diagram
- 3901198	04	1	I			HARNESS AS	BreakDown...		View Diagram
- 3901199	03	1	I			MOUNTING GP	BreakDown...		View Diagram
- 3745740	01	1	I			WIRING GP	BreakDown...		View Diagram
- 2527556	00	1	I			COVER GP	BreakDown...		View Diagram
- 4183946	00	1	I			WIRING GP	BreakDown...		View Diagram
LS1439	03	1	I			RIGHT MTD POWER CENTER	BreakDown...	Drawing...	View Diagram
- 4195595	01	1	I			COVER GP	BreakDown...		View Diagram
- 4195596	01	1	I			COVER GP-WIRING	BreakDown...		View Diagram
- 3904880	02	1	I			DUCT GP-CABLE	BreakDown...		View Diagram
- 4200302	00	1	I			BAR GP-GROUND	BreakDown...		View Diagram
- 4427827	01	1	I			MOUNTING GP	BreakDown...		View Diagram
- 4490638	03	1	I			ENCLOSURE GP - ELEC	BreakDown...		View Diagram
- 5041365	01	1	I			FILM	BreakDown...		View Diagram
LS1447	00	1	I			RADIATOR	BreakDown...		View Diagram
- 4222045	01	1	I			RADIATOR GP	BreakDown...		View Diagram
- 1195148	02	43	I			COOLANT-LONG LIFE-BULK-1 LITER	BreakDown...		View Diagram
4235558	01	1	I			FILM GP (OPEN)	BreakDown...		View Diagram
LS1354	02	1	I			STANDARD FILM-BONDED NEUTRAL	BreakDown...		View Diagram
- 3385114	02	1	I			FILM-BONDED	BreakDown...		View Diagram
3559019	11	1	I			ELECTRONICS GP	BreakDown...		View Diagram
3745744	01	1	I			RELAY GP	BreakDown...		View Diagram
3745739	02	1	I			PANEL GP-ELEK	BreakDown...		View Diagram
2647114		1	I			CLEANER GP-AIR	BreakDown...		View Diagram
DK5575	00	1	I			STONE GRD & TRANSITION FLANGE	BreakDown...	Drawing...	View Diagram
- 3842221		1	I			FLANGE GP	BreakDown...		View Diagram
- 3842229		1	I			GUARD GP-RDTR	BreakDown...		View Diagram
3838081		1	S			FITTING GP	BreakDown...		View Diagram
LS0246	01	1	I			PERMANENT MAGNET GENERATOR	BreakDown...	Drawing...	View Diagram
- 3662203		1	I			KIT - PMG	BreakDown...		View Diagram
- 4430637	01	1	I			WIRING GP	BreakDown...		View Diagram
LS1423	03	1	I			NARROW SKID BASE	BreakDown...	Drawing...	View Diagram
- 3904900	03	1	I			BASE AS.	BreakDown...		View Diagram
- 3932354	02	1	I			MOUNTING GP BOXES	BreakDown...		View Diagram
- 3932403	01	1	I			LINES GP-FUEL	BreakDown...		View Diagram
- 3932407	00	1	I			MOUNTING GP-BATTERY	BreakDown...		View Diagram
- 4222053	01	1	I			MOUNTING GP- RADIATOR	BreakDown...		View Diagram
- 4226038	00	1	I			DRAIN GP-OIL	BreakDown...		View Diagram
- 4230068	00	1	I			DRAIN GP-COOLANT	BreakDown...		View Diagram
- 4410461	00	1	I			MOUNTING GP	BreakDown...		View Diagram
LS0232	00	1	I			BATTERY CHARGER 10 AMP DUAL/UL	BreakDown...		View Diagram
- 3395996	01	1	I			CHARGER-BATTERY	BreakDown...		View Diagram
- 3999218	04	1	I			HARNESS AS	BreakDown...		View Diagram
LS0234	03	1	I			STANDARD BATTERY SET	BreakDown...		View Diagram
- 4246669	01	1	I			CABLE GP-ELEC	BreakDown...		View Diagram
- 1152422	09	2	I			BATTERY GP	BreakDown...		View Diagram
- 5356407	00	1	I			SUPPORT GP-BTRY	BreakDown...		View Diagram
3560205	01	1	I			SWITCH GP-DISC	BreakDown...		View Diagram
LS1453	00	1	I			JACKET WATER HEATER	BreakDown...		View Diagram
- 3745741	02	1	I			PANEL GP-ELEK	BreakDown...		View Diagram
- 3844305		1	I			THERMOSTAT AS	BreakDown...		View Diagram
- 3999207	04	1	I			WIRING GP	BreakDown...		View Diagram

182 results found, displaying 1 to 182

Reference Number	Eng Chg	Quantity	ASM	LESS	Set Type	Description	BreakDown...	Reference Drawing	SIS Part Diagram
- 4169019	01	1	I			HEATER GP-JW	BreakDown...		View Diagram
LS1450	00	1	I			TEST - PKG GEN SET	BreakDown...		View Diagram
- 3560136	00	1	I			INSTRUCTIONS	BreakDown...		View Diagram
- 3L0284		1	I			*****TEST - PKG GEN SET*****	BreakDown...		View Diagram
LS1451	03	1	I			CANADIAN STDS ASSC (CSA 22.2)	BreakDown...		View Diagram
- 5217763	00	1	I			FILM GP	BreakDown...		View Diagram
CA0974	07	1	I			SHRINK WRAP PROTECTION	BreakDown...		View Diagram
4218926	00	1	I			KIT-LITERATURE	BreakDown...	Drawing...	View Diagram
LS1328	00	1	I			CURRENT TRANSFORMER	BreakDown...		View Diagram
- 3932340	02	1	I			MOUNTING GP - TRANSFORMER	BreakDown...		View Diagram
- 4201480	01	1	I			CABLE GP - ELECTRICAL	BreakDown...		View Diagram
- 4230805	00	1	I			CONNECTION GP-CABLE	BreakDown...		View Diagram
LS1321	00	1	I			GEN MTG & DUCT PLATE	BreakDown...		View Diagram
- 3904857	02	1	I			COVER GP	BreakDown...		View Diagram
- 3984246	02	1	I			MOUNTING GP	BreakDown...		View Diagram
- 2339351		1	I			COUPLING GP	BreakDown...		View Diagram
LS1310	00	1	I			NEUTRAL BAR	BreakDown...		View Diagram
- 3932375	02	1	I			BAR GP - TERMINAL	BreakDown...		View Diagram
- 4227345	00	1	I			CABLE GP-ELECTRICAL	BreakDown...		View Diagram
- 4227343	00	1	I			CONNECTION GP-CABLE (T)	BreakDown...		View Diagram
LS1336	02	1	I			SINGLE CIRCUIT BREAKERS-MANUAL	BreakDown...	Drawing...	View Diagram
- 3932360	02	1	I			BREAKER GP-CIRCUIT	BreakDown...		View Diagram
- 3932321	02	1	I			COVER GP	BreakDown...		View Diagram
- 3932324	02	1	I			COVER GP	BreakDown...		View Diagram
- 3745756	02	1	I			PANEL GP-ELEK	BreakDown...		View Diagram
- 3999202	01	1	I			HARNESS AS	BreakDown...		View Diagram
- 3745745	00	1	I			RELAY GP-SHUNT	BreakDown...		View Diagram
- 4183952	01	1	I			COVER GP	BreakDown...		View Diagram
- 4183962	00	1	I			LOCK-BREAKER	BreakDown...		View Diagram
- 4559279	00	1	I			MOUNTING GP	BreakDown...		View Diagram
LS1291	01	1	I			NORMAL CALBLE ENTRY PTS AND CB	BreakDown...		View Diagram
- 4235429	00	1	I			CABLE GP-ELEC	BreakDown...		View Diagram
- 4235435	00	1	I			CONNECTION GP	BreakDown...		View Diagram
- 5204219	00	2	I			FILM GP	BreakDown...		View Diagram
LS1298	02	1	I			NEUTRAL CABLES	BreakDown...		View Diagram
- 4216990	01	1	I			CABLE GP-ELEC	BreakDown...		View Diagram
- 4166948	00	1	I			CONNECTION GP	BreakDown...		View Diagram
- 4430294	00	1	I			COVER GP-PROTN-A	BreakDown...		View Diagram
LS2742	01	1	I			AUXILIARY CONTACTS 250-800	BreakDown...		View Diagram
- 3901204	02	1	I			PANEL GP-ELEK	BreakDown...		View Diagram
- 3999196	01	1	I			HARNESS AS	BreakDown...		View Diagram
- 3745746	02	1	I			PANEL GP-ELEK	BreakDown...		View Diagram
- 2621370		1	I			CONTACTOR-AUX SWITCH	BreakDown...		View Diagram
LS3103	00	1	I			VOLTAGE INDICATORS	BreakDown...		View Diagram
- 5197734	01	1	I			DIAGRAM-WIRING	BreakDown...		View Diagram
- 5N9597		1	I			VOLTAGE INDICATOR 480V, 60HZ	BreakDown...		View Diagram
5558447	00	1	I			TAG-WARNING	BreakDown...		View Diagram
9Y8156		1	I			NOTE - STAMP FOR STANDBY POWER	BreakDown...		View Diagram
0P1803		1	I			GEN SET TEST CHG AT 0.8 PF	BreakDown...		View Diagram
5P2506	00	1	S			LITERATURE - ENGLISH	BreakDown...		View Diagram
0V1065		1	I			END USE: EP RETAIL	BreakDown...		View Diagram
PP5612	00	1	I			779 BHP 529 GEN KW WOF 60 HZ S	BreakDown...		View Diagram
- 0K6281	00	1	I			581 KW (779 BHP) @ 1800 RPM	BreakDown...		View Diagram

Caterpillar Confidential: **Green**

Content Owner: Commercial Processes Division

Web Master(s): [PSG Web Based Systems Support](#)

Current Date: 1/21/2019, 8:55:32 AM

© Caterpillar Inc. 2019 All Rights Reserved.

[Data Privacy Statement](#).