

# ORDER INVOICE WITH ENGINEERING BREAKDOWN [1EZ01402]

**DECEMBER 28, 2018**

(1EZ01402)-ENGINE (AFK00143)-GENERATOR (9EP00546)-GENSET

For Help Desk Phone Numbers [Click here](#)

**⚠ Caution Ordering Parts from TMI Order Invoice with Engineering Breakdown**

Order Invoice with Engineering Breakdown information is provided by the orders system, once you click breakdown of a part, TMI pulls the information from the Engineering Data System (EDS).

EDS is not a manufacturing bill of material system but a engineering part in effect system. TMI uses the built date and calls EDS to pull the part in effect at that time.

Recently, TMI added an as manufactured tab. This tab provides the consist as reported from the engine factory. This data is limited but growing for new manufactured engines. To see an example enter "WRH00104"

To validate you are ordering a correct part, TMI encourages you to contact Morton Parts. 800-566-7782 or [tech\\_support@cat.com](mailto:tech_support@cat.com)

The below option will email full breakdown of the serial number

Excel  PDF

FullBreakDown

Sales Model: 3412 Invoice Number: GE 280757 Dealer: B130 S.O. Number: JVK8200 Invoice Date: 2001-01-18

[Feature Code](#)

[Part Numbers](#)

[Help](#)

## Feature Codes [Top](#)

32 results found, displaying 1 to 32

Reference Number	Eng Chg	Quantity	ASM	LESS	Set Type	Reference Drawing	Description
<a href="#">KW00750</a>	F	1	I				750 EKW W/FAN
<a href="#">412DE1R</a>	F	1	I			<a href="#">Drawing...</a>	3412 480/277V 60 HZ
<a href="#">ENCWP14</a>	F	1	I				WEATHER PROT ENCL-IND - YELLOW
<a href="#">FUMDIS2</a>	F	1	I			<a href="#">Drawing...</a>	FUMES DISPOSAL
<a href="#">EXTEN01</a>	F	1	I			<a href="#">Drawing...</a>	EXTENSION
<a href="#">EXTEN04</a>	F	1	I			<a href="#">Drawing...</a>	EXTENSION
<a href="#">EMCENGU</a>	F	1	I				ENGLISH DISPLAY UNITS
<a href="#">OVRDG05</a>	F	1	I				DIGITAL VOLTAGE REGULATOR
<a href="#">EMCCPRH</a>	F	1	I			<a href="#">Drawing...</a>	CONTROL PANEL MOUNTING - RH
<a href="#">EMCDP01</a>	F	1	I				DUST-PROOF CONTROL PANEL
<a href="#">EMCLFA1</a>	F	1	I				LOW FUEL LEVEL ALARM INDIC.
<a href="#">EMCVR01</a>	F	1	I				OVER/UNDER VOLT RELAY
<a href="#">EMCAM02</a>	F	1	I				CUSTOM ALARM MODULE
<a href="#">COLHTR2</a>	F	1	I			<a href="#">Drawing...</a>	JACKETWATER COOLANT HEATER
<a href="#">BTC1015</a>	F	1	I				BATTERY CHARGER-10AMP DUALRATE
<a href="#">CNTCT01</a>	F	1	I				CONTACTOR GP
<a href="#">CBK0050</a>	F	1	I				1200AMP 3-POLE CIRCUIT BREAKER
<a href="#">PTSREM1</a>	F	1	I				REMOVAL AR-POWER TERM. STRIP
<a href="#">CBRH002</a>	F	1	I			<a href="#">Drawing...</a>	CIRCUIT BREAKER - RH
<a href="#">EMCELR1</a>	F	1	I				EARTH LEAKAGE RELAY
<a href="#">EMCAM07</a>	F	1	I				ALARM MODULE - NFPA 110
<a href="#">EMCRMP5</a>	F	1	I			<a href="#">Drawing...</a>	REM. ANNUNCIATOR MODULE

32 results found, displaying 1 to 32



Reference Number	Eng Chg	Quantity	ASM	LESS	Set Type	Reference Drawing	Description
<a href="#">FTBDW40</a>	F	1	I				SDW FUEL TNK BS-1750GAL(6624L)
<a href="#">60H0480</a>	F	1	I				60HZ 480 VOLTS
<a href="#">MSEPGGN</a>	F	1	I				GENERAL EPG
<a href="#">TRSGEN7</a>	F	1	I				PGS TEST REPORT @ 0.8 PF
<a href="#">STANDBY</a>	F	1	I				STANDBY POWER APPLICATION
<a href="#">LANENGO</a>	F	1	I				ENGLISH LANGUAGE OPTION
<a href="#">NONCERT</a>	F	1	I				NOT EPA&CARB NONROAD EMIS CERT
<a href="#">ELECGOV</a>	F	1	I				CAT ELECTRONIC GOVERNOR
<a href="#">EMCPTWO</a>	F	1	I				ELECTRONIC MODULAR CONTROL PNL
<a href="#">BOTCBLE</a>	F	1	I				BOTTOM CABLE ENTRY CIRCUIT BKR

## Part Numbers [Top](#)



126 results found, displaying 1 to 126

Reference Number	Eng Chg	Quantity	ASM	LESS	Set Type	Description	BreakDown...	Reference Drawing	SIS Part Diagram
PP4109	01	1	I			1109 BHP 786 GEN KW WOF 60 HZ	<a href="#">BreakDown...</a>		<a href="#">View Diagram</a>
KW00750	F	1	I			750 EKW W/FAN	<a href="#">BreakDown...</a>		<a href="#">View Diagram</a>
0P9200		1	I			0P9200 POSTSALE PPP PGM769-00	<a href="#">BreakDown...</a>		<a href="#">View Diagram</a>
0V1317		1	I			01JAN01 PRC PROTECT PGM641-11	<a href="#">BreakDown...</a>		<a href="#">View Diagram</a>
CA1284	05	1	I			ENGINE AR-3412 DISTA PACKAGE G	<a href="#">BreakDown...</a>		<a href="#">View Diagram</a>
412DE1R	F	1	I			3412 480/277V 60 HZ	<a href="#">BreakDown...</a>	<a href="#">Drawing...</a>	<a href="#">View Diagram</a>
1676894	00	1	I			GENERAL AR-3412 DISTA GEN SET	<a href="#">BreakDown...</a>		<a href="#">View Diagram</a>
1668587	03	1	I			ENGINE AR - BASIC	<a href="#">BreakDown...</a>		<a href="#">View Diagram</a>
3L0284		1	I			TEST - PKG GEN SET	<a href="#">BreakDown...</a>		<a href="#">View Diagram</a>
3N8594	03	1	I			COVER GP-ENG/GEN LIFT EYE	<a href="#">BreakDown...</a>		<a href="#">View Diagram</a>
5P2506	00	1	I			LITERATURE - ENGLISH	<a href="#">BreakDown...</a>		<a href="#">View Diagram</a>
6N8878	02	1	I			FUEL PRESSURE GAUGE	<a href="#">BreakDown...</a>		<a href="#">View Diagram</a>
7L7871	08	1	I			24 VOLT BATTERY SET - DRY	<a href="#">BreakDown...</a>		<a href="#">View Diagram</a>
1195148	01	1	I			COOLANT-LONG LIFE-BULK-1 LITER	<a href="#">BreakDown...</a>		<a href="#">View Diagram</a>
1366598	00	1	I			GENERATOR AR-SR4B 596 FRAME PM	<a href="#">BreakDown...</a>		<a href="#">View Diagram</a>
1426947	04	1	I			SENSOR GP-LEVEL-LOW COOLANT	<a href="#">BreakDown...</a>		<a href="#">View Diagram</a>
1497876	03	1	I			FASTNER GP-COUPPLING-GENERATOR	<a href="#">BreakDown...</a>		<a href="#">View Diagram</a>
1497899	02	1	I			SENSOR GP - ENGINE	<a href="#">BreakDown...</a>		<a href="#">View Diagram</a>
1517794	03	1	I			MOUNTING GP-ENGINE-FLEXIBLE	<a href="#">BreakDown...</a>		<a href="#">View Diagram</a>
1545504	03	1	I			CONTROL GP - GOVERNOR	<a href="#">BreakDown...</a>		<a href="#">View Diagram</a>
1968775	01	1	I			SWITCH GP	<a href="#">BreakDown...</a>		<a href="#">View Diagram</a>
1683241	04	1	I			ENCLOSURE GROUP	<a href="#">BreakDown...</a>		<a href="#">View Diagram</a>
1683296	02	1	I			CLEANER GROUP - AIR	<a href="#">BreakDown...</a>		<a href="#">View Diagram</a>
1690199	07	1	I			PANEL GP - EMCP II	<a href="#">BreakDown...</a>		<a href="#">View Diagram</a>
1690247	04	1	I			BOX GROUP-BREAKER	<a href="#">BreakDown...</a>		<a href="#">View Diagram</a>
1690296	02	1	I			CONNECTION GP - GENERATOR	<a href="#">BreakDown...</a>		<a href="#">View Diagram</a>
1692051	06	1	I			RADIATOR GROUP	<a href="#">BreakDown...</a>		<a href="#">View Diagram</a>
1694440	03	1	I			HARNES ASSEMBLY - WIRING	<a href="#">BreakDown...</a>		<a href="#">View Diagram</a>
1694442	03	1	I			HARNES ASSWMBLY WIRING BASIC	<a href="#">BreakDown...</a>		<a href="#">View Diagram</a>
1694450	02	1	I			HARNES ASSEMBLY-WIRING AC	<a href="#">BreakDown...</a>		<a href="#">View Diagram</a>
1694514	03	1	I			BOX GROUP - JUNCTION	<a href="#">BreakDown...</a>		<a href="#">View Diagram</a>
1803986	02	1	I			MTG GP - JUNCTION	<a href="#">BreakDown...</a>		<a href="#">View Diagram</a>
3L0432		1	I			TEST - PKG GEN SET (EMCP II)	<a href="#">BreakDown...</a>		<a href="#">View Diagram</a>
1560043	00	1	I			TRANSFORMER GP	<a href="#">BreakDown...</a>		<a href="#">View Diagram</a>
1888215	01	1	I			GUARD GP - BELT	<a href="#">BreakDown...</a>		<a href="#">View Diagram</a>
CA1910	02	1	I			ENCLOSURE GP-GENERATOR	<a href="#">BreakDown...</a>	<a href="#">Drawing...</a>	<a href="#">View Diagram</a>
ENCWP14	F	1	I			WEATHER PROT ENCL-IND - YELLOW	<a href="#">BreakDown...</a>		<a href="#">View Diagram</a>
1880999	02	1	I			ENCLOSURE GP - GENERATOR	<a href="#">BreakDown...</a>		<a href="#">View Diagram</a>
CA1943	01	1	I			REMOVAL AR-DISPOSAL GP	<a href="#">BreakDown...</a>		<a href="#">View Diagram</a>
FUMDIS2	F	1	I			FUMES DISPOSAL	<a href="#">BreakDown...</a>	<a href="#">Drawing...</a>	<a href="#">View Diagram</a>
1692072	01	1	I			DISPOSAL GROUP - FUMES	<a href="#">BreakDown...</a>		<a href="#">View Diagram</a>

126 results found, displaying 1 to 126

Reference Number	Eng Chg	Quantity	ASM	LESS 	Set Type	Description	BreakDown...	Reference Drawing	SIS Part Diagram 
EXTEN01	F	1	I			EXTENSION	<a href="#">BreakDown...</a>	<a href="#">Drawing...</a>	<a href="#">View Diagram</a>
1883851	03	1	I			EXTENSION GP	<a href="#">BreakDown...</a>		<a href="#">View Diagram</a>
EXTEN04	F	1	I			EXTENSION	<a href="#">BreakDown...</a>	<a href="#">Drawing...</a>	<a href="#">View Diagram</a>
1883854	01	1	I			EXTENSION GP	<a href="#">BreakDown...</a>		<a href="#">View Diagram</a>
CA0846	02	1	I			ENGLISH DISPLAY UNITS	<a href="#">BreakDown...</a>		<a href="#">View Diagram</a>
EMCENGU	F	1	I			ENGLISH DISPLAY UNITS	<a href="#">BreakDown...</a>		<a href="#">View Diagram</a>
1214713	00	1	I			ENGLISH DISPLAY UNITS	<a href="#">BreakDown...</a>		<a href="#">View Diagram</a>
CA1624	03	1	I			REGULATOR GP-VOLTAGE-DIGITAL	<a href="#">BreakDown...</a>		<a href="#">View Diagram</a>
OVRDG05	F	1	I			DIGITAL VOLTAGE REGULATOR	<a href="#">BreakDown...</a>		<a href="#">View Diagram</a>
1439519	04	1	I			REGULATOR GP - VOLTAGE	<a href="#">BreakDown...</a>		<a href="#">View Diagram</a>
1558893	01	1	I			DROOP KIT	<a href="#">BreakDown...</a>		<a href="#">View Diagram</a>
1933262	01	1	I			HARNES AS	<a href="#">BreakDown...</a>		<a href="#">View Diagram</a>
CA1787	01	1	I			MOUNTING GP-CONT PANEL(RH)	<a href="#">BreakDown...</a>		<a href="#">View Diagram</a>
EMCCPRH	F	1	I			CONTROL PANEL MOUNTING - RH	<a href="#">BreakDown...</a>	<a href="#">Drawing...</a>	<a href="#">View Diagram</a>
1692106	02	1	I			MOUNTING GP. - CONTROL PANEL	<a href="#">BreakDown...</a>		<a href="#">View Diagram</a>
CA1789	00	1	I			DUSTPROOF KIT	<a href="#">BreakDown...</a>		<a href="#">View Diagram</a>
EMCDP01	F	1	I			DUST-PROOF CONTROL PANEL	<a href="#">BreakDown...</a>		<a href="#">View Diagram</a>
1847039	00	1	I			DUSTPROOF KIT	<a href="#">BreakDown...</a>		<a href="#">View Diagram</a>
CA0747	04	1	I			LOW FUEL LEVEL ALARM	<a href="#">BreakDown...</a>		<a href="#">View Diagram</a>
EMCLFA1	F	1	I			LOW FUEL LEVEL ALARM INDIC.	<a href="#">BreakDown...</a>		<a href="#">View Diagram</a>
1442190	00	1	I			CONNECTION GP - ELECTRICAL	<a href="#">BreakDown...</a>		<a href="#">View Diagram</a>
CA2076	00	1	I			RELAY GP-OVER/UNDER VOLTAGE	<a href="#">BreakDown...</a>		<a href="#">View Diagram</a>
EMCVR01	F	1	I			OVER/UNDER VOLT RELAY	<a href="#">BreakDown...</a>		<a href="#">View Diagram</a>
1933916	00	1	I			RELAY GP	<a href="#">BreakDown...</a>		<a href="#">View Diagram</a>
CA1621	01	1	I			CONTROL GP-ALARM MODULE-CAM W/	<a href="#">BreakDown...</a>		<a href="#">View Diagram</a>
EMCAM02	F	1	I			CUSTOM ALARM MODULE	<a href="#">BreakDown...</a>		<a href="#">View Diagram</a>
1716843	03	1	I			CONTROL GP - ELECTRONIC	<a href="#">BreakDown...</a>		<a href="#">View Diagram</a>
CA1389	01	1	I			HEATER GP-JACKET WATER-6000 WA	<a href="#">BreakDown...</a>	<a href="#">Drawing...</a>	<a href="#">View Diagram</a>
COLHTR2	F	1	I			JACKETWATER COOLANT HEATER	<a href="#">BreakDown...</a>	<a href="#">Drawing...</a>	<a href="#">View Diagram</a>
1683238	02	1	I			HEATER GROUP - JACKET WATER	<a href="#">BreakDown...</a>		<a href="#">View Diagram</a>
1716841	02	1	I			CONNECTION GP	<a href="#">BreakDown...</a>		<a href="#">View Diagram</a>
CA1948	01	1	I			BATTERY CHARGER - 10 AMP UL W/	<a href="#">BreakDown...</a>		<a href="#">View Diagram</a>
BTC1015	F	1	I			BATTERY CHARGER-10AMP DUALRATE	<a href="#">BreakDown...</a>		<a href="#">View Diagram</a>
1116138	02	1	I			BATTERY CHARGER 10 AMP	<a href="#">BreakDown...</a>		<a href="#">View Diagram</a>
1716844	03	1	I			CONNECTION GP - G	<a href="#">BreakDown...</a>		<a href="#">View Diagram</a>
1847040	01	1	I			MTG GP - CHARGER	<a href="#">BreakDown...</a>		<a href="#">View Diagram</a>
CNTCT01	F	1	I			CONTACTOR GP	<a href="#">BreakDown...</a>		<a href="#">View Diagram</a>
1847031	00	1	I			CONTACTOR GP	<a href="#">BreakDown...</a>		<a href="#">View Diagram</a>
CA1995	01	1	I			BREAKER GP-CIRCUIT-1200 AMP-UL	<a href="#">BreakDown...</a>	<a href="#">Drawing...</a>	<a href="#">View Diagram</a>
CBK0050	F	1	I			1200AMP 3-POLE CIRCUIT BREAKER	<a href="#">BreakDown...</a>		<a href="#">View Diagram</a>
1690237	03	1	I			COVER GROUP-POWER TERMINAL	<a href="#">BreakDown...</a>		<a href="#">View Diagram</a>
1694524	04	1	I			MOUNTING GROUP-BREAKER	<a href="#">BreakDown...</a>		<a href="#">View Diagram</a>
1832491	01	1	I			BREAKER GP.-CIRCUIT	<a href="#">BreakDown...</a>		<a href="#">View Diagram</a>
1847038	00	1	I			WIRING GP. CIRCUIT BREAKER	<a href="#">BreakDown...</a>		<a href="#">View Diagram</a>
1898891	01	1	I			CABLE GP - ELEC	<a href="#">BreakDown...</a>		<a href="#">View Diagram</a>
CA1764	01	1	I			REMOVAL AR-1200 AMPS PTS	<a href="#">BreakDown...</a>		<a href="#">View Diagram</a>
PTSREM1	F	1	I			REMOVAL AR-POWER TERM. STRIP	<a href="#">BreakDown...</a>		<a href="#">View Diagram</a>
CA1774	01	1	I			COVER GP-CIRCUIT BREAKER-RIGHT	<a href="#">BreakDown...</a>		<a href="#">View Diagram</a>
CBRH002	F	1	I			CIRCUIT BREAKER - RH	<a href="#">BreakDown...</a>	<a href="#">Drawing...</a>	<a href="#">View Diagram</a>
5N9698		1	I			NOTE- SINGLE BREAKER RIGHT	<a href="#">BreakDown...</a>		<a href="#">View Diagram</a>
CA1434	01	1	I			RELAY GP-GROUND FAULT	<a href="#">BreakDown...</a>		<a href="#">View Diagram</a>
EMCELR1	F	1	I			EARTH LEAKAGE RELAY	<a href="#">BreakDown...</a>		<a href="#">View Diagram</a>
1716831	02	1	I			RELAY GP	<a href="#">BreakDown...</a>		<a href="#">View Diagram</a>
CA1620	01	1	I			CONTROL GP-ALARM MODULE-NFPA 1	<a href="#">BreakDown...</a>		<a href="#">View Diagram</a>
EMCAM07	F	1	I			ALARM MODULE - NFPA 110	<a href="#">BreakDown...</a>		<a href="#">View Diagram</a>
1716834	03	1	I			CONTROL GP	<a href="#">BreakDown...</a>		<a href="#">View Diagram</a>
EMCRMP5	F	1	I			REM. ANNUNCIATOR MODULE	<a href="#">BreakDown...</a>	<a href="#">Drawing...</a>	<a href="#">View Diagram</a>

126 results found, displaying 1 to 126

Reference Number	Eng Chg	Quantity	ASM	LESS 	Set Type	Description	BreakDown...	Reference Drawing	SIS Part Diagram 
1311965	01	1	I			CUSTOM REM. ANNUNCIATOR MODULE	<a href="#">BreakDown...</a>		<a href="#">View Diagram</a>
CA1898	03	1	I			BASE GP-FUEL TANK	<a href="#">BreakDown...</a>	<a href="#">Drawing...</a>	<a href="#">View Diagram</a>
FTBDW40	F	1	I			SDW FUEL TNK BS-1750GAL(6624L)	<a href="#">BreakDown...</a>		<a href="#">View Diagram</a>
1683245	01	1	I			LINES GP - DRAIN - OIL	<a href="#">BreakDown...</a>		<a href="#">View Diagram</a>
1683252	02	1	I			LINES GROUP - DRAIN-COOLANT	<a href="#">BreakDown...</a>		<a href="#">View Diagram</a>
1708402	02	1	I			BASE GP - ENGINE & GENERATOR	<a href="#">BreakDown...</a>		<a href="#">View Diagram</a>
1708426	01	1	I			LINES GROUP - FUEL	<a href="#">BreakDown...</a>		<a href="#">View Diagram</a>
1714506	01	1	I			BASE GP - FUEL TANK - 1750 GAL	<a href="#">BreakDown...</a>		<a href="#">View Diagram</a>
1988793	00	1	I			SUPPORT GP - BATTERY	<a href="#">BreakDown...</a>		<a href="#">View Diagram</a>
1690241	01	1	I			CONNECTION GP	<a href="#">BreakDown...</a>		<a href="#">View Diagram</a>
1991238	00	1	I			WIRING GP	<a href="#">BreakDown...</a>		<a href="#">View Diagram</a>
5N9597		1	I			VOLTAGE INDICATOR 480V, 60HZ	<a href="#">BreakDown...</a>		<a href="#">View Diagram</a>
60H0480	F	1	I			60HZ 480 VOLTS	<a href="#">BreakDown...</a>		<a href="#">View Diagram</a>
0V1065		1	I			END USE: GENERAL EPG	<a href="#">BreakDown...</a>		<a href="#">View Diagram</a>
MSEPGGN	F	1	I			GENERAL EPG	<a href="#">BreakDown...</a>		<a href="#">View Diagram</a>
0P1793		1	I			GEN SET TEST CHG AT 0.8 PF	<a href="#">BreakDown...</a>		<a href="#">View Diagram</a>
TRSGEN7	F	1	I			PGS TEST REPORT @ 0.8 PF	<a href="#">BreakDown...</a>		<a href="#">View Diagram</a>
9Y8156		1	I			STANDBY POWER APPLICATION	<a href="#">BreakDown...</a>		<a href="#">View Diagram</a>
STANDBY	F	1	I			STANDBY POWER APPLICATION	<a href="#">BreakDown...</a>		<a href="#">View Diagram</a>
CA0866	02	1	I			LANGUAGE MARKINGS-ENGLISH	<a href="#">BreakDown...</a>		<a href="#">View Diagram</a>
LANENGO	F	1	I			ENGLISH LANGUAGE OPTION	<a href="#">BreakDown...</a>		<a href="#">View Diagram</a>
PP4109	01	1	I			1109 BHP 786 GEN KW WOF 60 HZ	<a href="#">BreakDown...</a>		<a href="#">View Diagram</a>
2T9786	00	1	I			827 KW @ 1800 RPM (1109 BHP)	<a href="#">BreakDown...</a>		<a href="#">View Diagram</a>
1500024	00	1	I			CONTROL GP-ELECTRONIC	<a href="#">BreakDown...</a>		<a href="#">View Diagram</a>
NONCERT	F	1	I			NOT EPA&CARB NONROAD EMIS CERT	<a href="#">BreakDown...</a>		<a href="#">View Diagram</a>
ELECGOV	F	1	I			CAT ELECTRONIC GOVERNOR	<a href="#">BreakDown...</a>		<a href="#">View Diagram</a>
EMCPTWO	F	1	I			ELECTRONIC MODULAR CONTROL PNL	<a href="#">BreakDown...</a>		<a href="#">View Diagram</a>
BOTCBLE	F	1	I			BOTTOM CABLE ENTRY CIRCUIT BKR	<a href="#">BreakDown...</a>		<a href="#">View Diagram</a>

Caterpillar Confidential: **Green**  
 Content Owner: Commercial Processes Division  
 Web Master(s): [PSG Web Based Systems Support](#)  
 Current Date: 12/28/2018, 7:18:49 PM  
 © Caterpillar Inc. 2018 All Rights Reserved.  
[Data Privacy Statement.](#)