

# ORDER INVOICE WITH ENGINEERING BREAKDOWN [SYC00343]

OCTOBER 31, 2018

(SYC00343)-ENGINE (G5C00239)-GENERATOR (SXC00535)-GENSET

For Help Desk Phone Numbers [Click here](#)

### Caution Ordering Parts from TMI Order Invoice with Engineering Breakdown

Order Invoice with Engineering Breakdown information is provided by the orders system, once you click breakdown of a part, TMI pulls the information from the Engineering Data System (EDS).

EDS is not a manufacturing bill of material system but a engineering part in effect system. TMI uses the built date and calls EDS to pull the part in effect at that time.

Recently, TMI added an as manufactured tab. This tab provides the consist as reported from the engine factory. This data is limited but growing for new manufactured engines. To see an example enter "WRH00104"

To validate you are ordering a correct part, TMI encourages you to contact Morton Parts. 800-566-7782 or [tech\\_support@cat.com](mailto:tech_support@cat.com)

The below option will email full breakdown of the serial number

Excel  PDF

FullBreakDown

Sales Model: C32 Invoice Number:GE 568394 Dealer: H190 S.O. Number: CBFGC00 Invoice Date: 2006-06-28

[Feature Code](#)


[Part Numbers](#)

[Ship Loose](#)


[Help](#)

## Feature Codes [Top](#)

39 results found, displaying 1 to 39



| Reference Number        | Eng Chg | Quantity | ASM | LESS  | Set Type | Reference Drawing          | Description                    |
|-------------------------|---------|----------|-----|--|----------|----------------------------|--------------------------------|
| <a href="#">C32DE06</a> | F       | 1        | I   |  |          | <a href="#">Drawing...</a> | C32, 60HZ, 1800RPM PGS 06      |
| <a href="#">OGNPMK4</a> | F       | 1        | I   |  |          |                            | GEN 693 FRAME PM 2 BRG K4      |
| <a href="#">ULLIST</a>  | F       | 1        | I   |  |          |                            | UL 2200 LISTED PACKAGE GEN SET |
| <a href="#">EMCP32A</a> | F       | 1        | I   |  |          | <a href="#">Drawing...</a> | EMCP 3.2 CONTROL PANEL         |
| <a href="#">RPA0150</a> | F       | 1        | I   |  |          |                            | 692/2B FRAME GEN REML RPA0150  |
| <a href="#">UIPBRHS</a> | F       | 1        | I   |  |          |                            | CONTROL PANEL MOUNTING - RH    |
| <a href="#">CUSTCNL</a> | F       | 1        | I   |  |          |                            | CUSTOMER CONNECTION MTG - LH   |
| <a href="#">AUXPNLB</a> | F       | 1        | I   |  |          |                            | AUXILIARY PLATE MOUNTING -REAR |
| <a href="#">RSELWR1</a> | F       | 1        | I   |  |          | <a href="#">Drawing...</a> | RAISE/LOWER SWITCH             |
| <a href="#">ANNCUS1</a> | F       | 1        | I   |  |          |                            | 1ST CUSTOM LOCAL ANNUNCIATOR   |
| <a href="#">ANNUNSL</a> | F       | 1        | S   |  |          |                            | REMOTE ANN NFPA99/CSA282 (1-3) |
| <a href="#">PANLGTS</a> | F       | 1        | I   |  |          |                            | PANEL LIGHTS                   |
| <a href="#">CT20006</a> | F       | 1        | I   |  |          |                            | CURRENT TRANSF, 2000:5 RATIO   |
| <a href="#">ELSM248</a> | F       | 1        | I   |  |          | <a href="#">Drawing...</a> | HD ELEC START MOTOR DUAL 24V   |
| <a href="#">BAT2416</a> | F       | 1        | S   |  |          |                            | OVERSIZE BATTERY SET - 24 VOLT |
| <a href="#">BATRM03</a> | F       | 1        | I   |  |          |                            | STANDARD BATTERY REMOVAL       |
| <a href="#">JWHWP08</a> | F       | 1        | I   |  |          |                            | JWH WITH PUMP 208/240V         |
| <a href="#">NGRDCNN</a> | F       | 1        | I   |  |          |                            | GROUNDING CONNECTION RH-LH     |
| <a href="#">EXCFF12</a> | F       | 1        | S   |  |          | <a href="#">Drawing...</a> | FLEXIBLE FITTING 12            |
| <a href="#">RADS073</a> | F       | 1        | I   |  |          |                            | RAD SERPENTINE ATAAC, 0.478 73 |
| <a href="#">PMP3E1R</a> | F       | 1        | I   |  |          | <a href="#">Drawing...</a> | 1600A 3P CIR BR W/ST RH PMP3   |
| <a href="#">BUSBL6R</a> | F       | 1        | I   |  |          |                            | 5000A LV BB REMOVAL-RH (NEMA)  |

39 results found, displaying 1 to 39

| Reference Number        | Eng Chg | Quantity | ASM | LESS  | Set Type | Reference Drawing          | Description                    |
|-------------------------|---------|----------|-----|--|----------|----------------------------|--------------------------------|
| <a href="#">BOTCBLR</a> | F       | 1        | I   |  |          | <a href="#">Drawing...</a> | BOTTOM CBL ENTRY NO SHROUD STD |
| <a href="#">CBCONN1</a> | F       | 1        | I   |  |          |                            | CIRCUIT BREAKER CONNECTION     |
| <a href="#">EXHMTG1</a> | F       | 1        | I   |  |          | <a href="#">Drawing...</a> | EXHAUST SYSTEM OPTIONS         |
| <a href="#">CERTIFD</a> | F       | 1        | I   |  |          |                            | PACKAGE GEN SET                |
| <a href="#">NOENCPB</a> | F       | 1        | I   |  |          |                            | NO ENCLOSURE REAR (STANDARD)   |
| <a href="#">NOENCPL</a> | F       | 1        | I   |  |          |                            | NO ENCLOSURE LEFT (STANDARD)   |
| <a href="#">60H0480</a> | F       | 1        | I   |  |          |                            | 60HZ 480 VOLTS                 |
| <a href="#">MSEPGGN</a> | F       | 1        | I   |  |          |                            | GENERAL EPG                    |
| <a href="#">TRSGEN2</a> | F       | 1        | I   |  |          |                            | PGS TEST REPORT @ 1.0 PF       |
| <a href="#">PSD07</a>   | F       | 1        | I   |  |          |                            | ENGINE DISTR DISCOUNT PRGM     |
| <a href="#">MSCEC72</a> | F       | 1        | I   |  |          |                            | COMMERCIAL BUSINESSES          |
| <a href="#">MWCODEF</a> | F       | 1        | I   |  |          |                            | STANDBY POWER                  |
| <a href="#">LANENGO</a> | F       | 1        | I   |  |          |                            | ENGLISH LANGUAGE OPTION        |
| <a href="#">KW01000</a> | F       | 1        | I   |  |          |                            | 1000 EKW W/FAN                 |
| <a href="#">STANDBY</a> | F       | 1        | I   |  |          |                            | STANDBY POWER APPLICATION      |
| <a href="#">1683237</a> | F       | 1        | I   | L  |          |                            | SUPPORT GROUP - BATTERY        |
| <a href="#">2958951</a> | F       | 1        | I   |  |          |                            | BATTERY GP                     |

## Part Numbers [Top](#)

163 results found, displaying 1 to 163

| Reference Number | Eng Chg | Quantity | ASM | LESS  | Set Type | Description                    | Reference Drawing          | SIS Part Diagram  |
|------------------|---------|----------|-----|--|----------|--------------------------------|----------------------------|--|
| GP0621           |         | 1        | I   |  |          | C32, 60HZ, 1800RPM PGS 06      |                            | <a href="#">View Diagram</a>   |
| C32DE06          | F       | 1        | I   |  |          | C32, 60HZ, 1800RPM PGS 06      | <a href="#">Drawing...</a> | <a href="#">View Diagram</a>   |
| 2537904          | 02      | 1        | I   |  |          | GENERAL ARRANGEMENT            |                            | <a href="#">View Diagram</a>   |
| 2537557          | 13      | 1        | I   |  |          | C32 DITTA ENG AR-BASIC         |                            | <a href="#">View Diagram</a>   |
| 2057860          | 07      | 1        | I   |  |          | MOUNTING GP - 17 DIGIT PIN     |                            | <a href="#">View Diagram</a>   |
| 3L0284           |         | 1        | I   |  |          | *****TEST - PKG GEN SET*****   |                            | <a href="#">View Diagram</a>   |
| 2600892          | 06      | 1        | I   |  |          | INSTALLATION AR - GENERATOR    |                            | <a href="#">View Diagram</a>   |
| 2718138          | 03      | 1        | I   |  |          | ADAPTER GP                     |                            | <a href="#">View Diagram</a>   |
| 3L0467           |         | 1        | I   |  |          | TWO BEARING GEN ALIGNMENT-3500 |                            | <a href="#">View Diagram</a>   |
| 2527405          | 00      | 1        | I   |  |          | ***** TEST - GEN ELE SYS LE *  |                            | <a href="#">View Diagram</a>   |
| 2790735          | 00      | 1        | I   |  |          | BATTERY CABLES                 |                            | <a href="#">View Diagram</a>   |
| 2450000          | 02      | 1        | I   |  |          | BOX GP-BASIC                   |                            | <a href="#">View Diagram</a>   |
| 2450095          | 01      | 1        | I   |  |          | CONTROL GP-CDVR                |                            | <a href="#">View Diagram</a>   |
| 2450082          | 01      | 1        | I   |  |          | MOUNTING GP-CDVR               |                            | <a href="#">View Diagram</a>   |
| 2527367          | 00      | 3        | I   |  |          | MOUNTING GP-PANEL              |                            | <a href="#">View Diagram</a>   |
| 2527409          | 01      | 1        | I   |  |          | MOUNTING GP-LADDER CLIPS       |                            | <a href="#">View Diagram</a>   |
| 2450003          | 04      | 1        | I   |  |          | BOX GP-SIDE EXTENSION          |                            | <a href="#">View Diagram</a>   |
| 2697013          | 02      | 1        | I   |  |          | COVER GP                       |                            | <a href="#">View Diagram</a>   |
| 2450087          | 04      | 1        | I   |  |          | MOUNTING GP-MAIN BOX           |                            | <a href="#">View Diagram</a>   |
| 2527372          | 00      | 1        | I   |  |          | WIRING GP-CTS                  |                            | <a href="#">View Diagram</a>   |
| 2527418          | 02      | 1        | I   |  |          | WIRING GP-VOLTAGE SENSING      |                            | <a href="#">View Diagram</a>   |
| 2527556          | 00      | 1        | I   |  |          | COVER GP                       |                            | <a href="#">View Diagram</a>   |
| 2527411          | 04      | 1        | I   |  |          | CONNECTION GP-GROUNDING        |                            | <a href="#">View Diagram</a>   |
| 2450001          | 00      | 1        | I   |  |          | CONSOLE GP-REAR                |                            | <a href="#">View Diagram</a>   |
| 2450013          | 00      | 1        | I   |  |          | COVER GP-REAR                  |                            | <a href="#">View Diagram</a>   |
| 2450007          | 00      | 1        | I   |  |          | COVER GP-SIDE                  |                            | <a href="#">View Diagram</a>   |
| 2450023          | 01      | 1        | I   |  |          | COVER GP-FRONT BOX             |                            | <a href="#">View Diagram</a>   |
| 2450027          | 02      | 1        | I   |  |          | COVER GP                       |                            | <a href="#">View Diagram</a>   |
| 2450096          | 00      | 1        | I   |  |          | COVER GP-SIDE EXTENSION BOTTOM |                            | <a href="#">View Diagram</a>   |
| 2450025          | 00      | 1        | I   |  |          | COVER GP-SIDE ROOF             |                            | <a href="#">View Diagram</a>   |
| 2450024          | 00      | 1        | I   |  |          | COVER GP-MAIN ROOF             |                            | <a href="#">View Diagram</a>   |
| 2527400          | 01      | 1        | I   |  |          | NOTE-BUSS BAR MOUNTING         |                            | <a href="#">View Diagram</a>   |
| 2553436          | 10      | 1        | I   |  |          | RADIATOR GP                    |                            | <a href="#">View Diagram</a>   |
| 1012844          | 04      | 29       | I   |  |          | COOLANT                        |                            | <a href="#">View Diagram</a>   |
| 2742007          | 03      | 1        | I   |  |          | GUARD GP-BELT                  |                            | <a href="#">View Diagram</a>   |
| 2700453          | 04      | 1        | I   |  |          | LINES GP-AIR                   |                            | <a href="#">View Diagram</a>   |


|         |    |   |   |                                 |                            |                              |
|---------|----|---|---|---------------------------------|----------------------------|------------------------------|
| 2610653 | 04 | 1 | I | LINES GP-COOLANT                |                            | <a href="#">View Diagram</a> |
| 2713843 | 02 | 1 | I | LINES GP-DRAIN                  |                            | <a href="#">View Diagram</a> |
| 2570360 | 05 | 1 | I | LINES GP-AIR                    |                            | <a href="#">View Diagram</a> |
| 2713840 | 05 | 1 | I | LINES GP-FUEL                   |                            | <a href="#">View Diagram</a> |
| 2713845 | 03 | 1 | I | DISPOSAL GP-FUME                |                            | <a href="#">View Diagram</a> |
| 2673346 | 04 | 1 | I | BASE GP-ENGINE                  |                            | <a href="#">View Diagram</a> |
| 2563167 | 03 | 1 | S | MTG GP-ENG FLEX                 |                            | <a href="#">View Diagram</a> |
| 5P2506  | 00 | 1 | S | LITERATURE - ENGLISH            |                            | <a href="#">View Diagram</a> |
| 2750030 | 00 | 1 | I | COVER GP-PROT                   |                            | <a href="#">View Diagram</a> |
| 2750032 | 00 | 1 | I | COVER GP-PROT                   |                            | <a href="#">View Diagram</a> |
| 2569937 | 01 | 1 | I | FAN GP - BLOWER                 |                            | <a href="#">View Diagram</a> |
| 2701480 | 00 | 1 | I | MTG GP-RAIL                     |                            | <a href="#">View Diagram</a> |
| 1213364 | 02 | 1 | I | COOLANT LEVEL SENSOR            |                            | <a href="#">View Diagram</a> |
| 2631745 | 00 | 1 | I | CONNECTION GP-J                 |                            | <a href="#">View Diagram</a> |
| 2527438 | 03 | 1 | I | COVER GP                        |                            | <a href="#">View Diagram</a> |
| 2812747 | 00 | 1 | I | MTG GP-HARNESS                  |                            | <a href="#">View Diagram</a> |
| 2563170 | 01 | 1 | S | MTG GP-RADIATOR                 |                            | <a href="#">View Diagram</a> |
| GC4773  | 00 | 1 | I | GLOBAL-1000 GENERATOR 693/2     |                            | <a href="#">View Diagram</a> |
| OGNPMK4 | F  | 1 | I | GEN 693 FRAME PM 2 BRG K4       |                            | <a href="#">View Diagram</a> |
| 2628094 | 00 | 1 | I | GENERATOR ARR-SR4B-GD           |                            | <a href="#">View Diagram</a> |
| LE0222  | 04 | 1 | I | UL-2200 FOR ALL 3500            |                            | <a href="#">View Diagram</a> |
| ULLIST  | F  | 1 | I | UL 2200 LISTED PACKAGE GEN SET  |                            | <a href="#">View Diagram</a> |
| 3L0028  |    | 1 | I | NAMEPLATE                       |                            | <a href="#">View Diagram</a> |
| 3L0043  |    | 1 | I | GSC + SETPOINT INFORMATION-UL   |                            | <a href="#">View Diagram</a> |
| GZ0698  | 01 | 1 | I | EMCP3.2 COMMON ENGINE INTERFAC  |                            | <a href="#">View Diagram</a> |
| EMCP32A | F  | 1 | I | EMCP 3.2 CONTROL PANEL          | <a href="#">Drawing...</a> | <a href="#">View Diagram</a> |
| 2830010 | 01 | 1 | I | CONT GP-B                       |                            | <a href="#">View Diagram</a> |
| 2546314 | 03 | 1 | I | ELEK GP                         |                            | <a href="#">View Diagram</a> |
| 2631744 | 02 | 1 | I | BOX GP-ELEK                     |                            | <a href="#">View Diagram</a> |
| 2449655 | 01 | 1 | I | INSTRUCTIONS (REGISTER LIST)    |                            | <a href="#">View Diagram</a> |
| GC4775  | 00 | 1 | I | 1000SC GENERATOR REMOVAL        |                            | <a href="#">View Diagram</a> |
| RPA0150 | F  | 1 | I | 692/2B FRAME GEN REML RPA0150   |                            | <a href="#">View Diagram</a> |
| GC2929  | 00 | 1 | I | CONTROL PANEL MOUNTING - RH     |                            | <a href="#">View Diagram</a> |
| UIPBRHS | F  | 1 | I | CONTROL PANEL MOUNTING - RH     |                            | <a href="#">View Diagram</a> |
| 2527391 | 00 | 1 | I | INSTRUCTIONS                    |                            | <a href="#">View Diagram</a> |
| GC2933  | 00 | 1 | I | CUSTOMER CONNECTION             |                            | <a href="#">View Diagram</a> |
| CUSTCNL | F  | 1 | I | CUSTOMER CONNECTION MTG - LH    |                            | <a href="#">View Diagram</a> |
| 2527393 | 00 | 1 | I | NOTE-AC/DC CONTROL PANEL MTG    |                            | <a href="#">View Diagram</a> |
| GC2938  | 00 | 1 | I | AUXILIARY PLATE MOUNTING - REA  |                            | <a href="#">View Diagram</a> |
| AUXPNLB | F  | 1 | I | AUXILIARY PLATE MOUNTING - REAR |                            | <a href="#">View Diagram</a> |
| 2527398 | 02 | 1 | I | INSTRUCTIONS-GOV                |                            | <a href="#">View Diagram</a> |
| GC2995  | 00 | 1 | I | Raise/Lower Switch              | <a href="#">Drawing...</a> | <a href="#">View Diagram</a> |
| RSELWR1 | F  | 1 | I | RAISE/LOWER SWITCH              | <a href="#">Drawing...</a> | <a href="#">View Diagram</a> |
| 2678475 | 00 | 1 | I | MOUNTING GP                     |                            | <a href="#">View Diagram</a> |
| GC2996  | 03 | 1 | I | 1ST. CUSTOM LOCAL ANNUNCIATOR   |                            | <a href="#">View Diagram</a> |
| ANNCUS1 | F  | 1 | I | 1ST CUSTOM LOCAL ANNUNCIATOR    |                            | <a href="#">View Diagram</a> |
| 2712168 | 00 | 1 | I | ALARM GP-BASIC                  |                            | <a href="#">View Diagram</a> |
| 2714524 | 00 | 1 | I | INSTRUCTIONS                    | <a href="#">Drawing...</a> | <a href="#">View Diagram</a> |
| 2717376 | 00 | 1 | S | FILM GP                         |                            | <a href="#">View Diagram</a> |
| 2527480 | 00 | 1 | I | CONNECTION GP                   |                            | <a href="#">View Diagram</a> |
| ANNUNSL | F  | 1 | S | REMOTE ANN NFPA99/CSA282 (1-3)  |                            | <a href="#">View Diagram</a> |
| 2527504 | 01 | 1 | S | REMOTE ANN NFPA99/CSA282 (1-3)  |                            | <a href="#">View Diagram</a> |
| GC2991  | 01 | 1 | I | PANEL LIGHTS                    |                            | <a href="#">View Diagram</a> |
| PANLGTS | F  | 1 | I | PANEL LIGHTS                    |                            | <a href="#">View Diagram</a> |
| 2697022 | 00 | 1 | I | LIGHTING GP                     |                            | <a href="#">View Diagram</a> |
| GC2900  | 00 | 1 | I | Mounting Gp-CT (2000:5)         |                            | <a href="#">View Diagram</a> |
| CT20006 | F  | 1 | I | CURRENT TRANSF., 2000:5 RATIO   |                            | <a href="#">View Diagram</a> |
| 2527329 | 03 | 1 | I | MTG GP-TRANSFORMER              |                            | <a href="#">View Diagram</a> |

|         |         |    |   |   |                                |                            |                              |
|---------|---------|----|---|---|--------------------------------|----------------------------|------------------------------|
|         | GP0939  | 01 | 1 | I | ELECTRIC STARTING MOTOR-HEAVY  |                            | <a href="#">View Diagram</a> |
|         | ELSM248 | F  | 1 | I | HD ELEC START MOTOR DUAL 24V   | <a href="#">Drawing...</a> | <a href="#">View Diagram</a> |
|         | 2613291 | 00 | 1 | I | MOTOR GP-ELECSTG               |                            | <a href="#">View Diagram</a> |
|         | 2609520 | 01 | 1 | I | WIRING GP-ELEC                 |                            | <a href="#">View Diagram</a> |
|         | 2807395 | 02 | 1 | I | COVER GP                       |                            | <a href="#">View Diagram</a> |
|         | 2683890 | 03 | 1 | I | L COVER GP                     |                            | <a href="#">View Diagram</a> |
|         | GP0646  | 01 | 1 | I | OVERSIZE BATTERY SET - 24 VOLT |                            | <a href="#">View Diagram</a> |
|         | BAT2416 | F  | 1 | S | OVERSIZE BATTERY SET - 24 VOLT |                            | <a href="#">View Diagram</a> |
|         | GP0640  | 02 | 1 | I | BATTERY REMOVAL                |                            | <a href="#">View Diagram</a> |
|         | BATRM03 | F  | 1 | I | STANDARD BATTERY REMOVAL       |                            | <a href="#">View Diagram</a> |
|         | GP0636  | 02 | 1 | I | JW HEATER, 9kW, 240/227V       |                            | <a href="#">View Diagram</a> |
| JWHWP08 | F       | 1  | I |   | JWH WITH PUMP 208/240V         |                            | <a href="#">View Diagram</a> |
|         | 2759901 | 04 | 1 | I | WIRING GP                      |                            | <a href="#">View Diagram</a> |
|         | 2922540 | 00 | 1 | I | HEATER GP-JW                   |                            | <a href="#">View Diagram</a> |
| NGRDCNN | F       | 1  | I |   | GROUNDING CONNECTION RH-LH     |                            | <a href="#">View Diagram</a> |
|         | 2745581 | 01 | 1 | I | GROUNDING CONNECTION RH-LH     |                            | <a href="#">View Diagram</a> |
|         | GP0631  | 00 | 1 | I | FLEXIBLE EXHAUST FITTING 203MM |                            | <a href="#">View Diagram</a> |
|         | EXCFF12 | F  | 1 | S | FLEXIBLE FITTING 12            | <a href="#">Drawing...</a> | <a href="#">View Diagram</a> |
|         | 5N2457  | 05 | 1 | S | FLEXIBLE FITTING               | <a href="#">Drawing...</a> | <a href="#">View Diagram</a> |
|         | GP0626  | 01 | 1 | I | RADIATOR-SERPENTINE C32        |                            | <a href="#">View Diagram</a> |
|         | RADS073 | F  | 1 | I | RAD SERPENTINE ATAC, 0.478 73  |                            | <a href="#">View Diagram</a> |
|         | 2765734 | 02 | 1 | I | FAN DRIVE GP                   |                            | <a href="#">View Diagram</a> |
|         | GC2710  | 02 | 1 | I | RH 1600A-3P-IEC RATED-LSIG-P   |                            | <a href="#">View Diagram</a> |
|         | PMP3E1R | F  | 1 | I | 1600A 3P CIR BR W/ST RH PMP3   | <a href="#">Drawing...</a> | <a href="#">View Diagram</a> |
|         | 2449779 | 01 | 1 | I | BREAKER AS                     |                            | <a href="#">View Diagram</a> |
|         | 2527342 | 02 | 1 | I | PANEL GP                       |                            | <a href="#">View Diagram</a> |
|         | 2449842 | 00 | 1 | S | EXTERNAL NEUTRAL               |                            | <a href="#">View Diagram</a> |
|         | 2527554 | 01 | 1 | I | WIRING GP                      |                            | <a href="#">View Diagram</a> |
|         | 2527491 | 01 | 1 | I | COVER GP                       |                            | <a href="#">View Diagram</a> |
|         | 2527646 | 01 | 1 | I | COVER GP                       |                            | <a href="#">View Diagram</a> |
|         | 2527608 | 02 | 1 | I | BUS GP-3P                      |                            | <a href="#">View Diagram</a> |
|         | 2747196 | 02 | 1 | I | BAR GP-NEUTRAL                 |                            | <a href="#">View Diagram</a> |
|         | GC2908  | 01 | 1 | I | BUS BAR REMOVAL-RH LOW VOLTAGE |                            | <a href="#">View Diagram</a> |
|         | BUSBL6R | F  | 1 | I | 5000A LV BB REMOVAL-RH (NEMA)  |                            | <a href="#">View Diagram</a> |
|         | GC2501  | 01 | 1 | I | BOTTOM CABLE ENTRY (NO SHROUD) |                            | <a href="#">View Diagram</a> |
|         | BOTCBLR | F  | 1 | I | BOTTOM CBL ENTRY NO SHROUD STD | <a href="#">Drawing...</a> | <a href="#">View Diagram</a> |
|         | 2527502 | 04 | 1 | I | INSTRUCTIONS-AIR               | <a href="#">Drawing...</a> | <a href="#">View Diagram</a> |
|         | GC3256  | 02 | 1 | I | CIRCUIT BREAKER CONNECTION     |                            | <a href="#">View Diagram</a> |
|         | CBCONN1 | F  | 1 | I | CIRCUIT BREAKER CONNECTION     |                            | <a href="#">View Diagram</a> |
|         | 2735807 | 04 | 1 | I | CONNECTION GP                  |                            | <a href="#">View Diagram</a> |
|         | 2846651 | 00 | 1 | I | CONNECTION GP                  |                            | <a href="#">View Diagram</a> |
|         | GP0918  | 02 | 1 | I | HEAT SHIELDS - C32             |                            | <a href="#">View Diagram</a> |
|         | EXHMTG1 | F  | 1 | I | EXHAUST SYSTEM OPTIONS         | <a href="#">Drawing...</a> | <a href="#">View Diagram</a> |
|         | 2784176 | 00 | 1 | I | SHIELD GP-CMPNT                |                            | <a href="#">View Diagram</a> |
|         | 2865296 | 01 | 1 | I | SHIELD GP                      |                            | <a href="#">View Diagram</a> |
|         | CERTIFD | F  | 1 | I | PACKAGE GEN SET                |                            | <a href="#">View Diagram</a> |
|         | NOENCPB | F  | 1 | I | NO ENCLOSURE REAR (STANDARD)   |                            | <a href="#">View Diagram</a> |
|         | NOENCPL | F  | 1 | I | NO ENCLOSURE LEFT (STANDARD)   |                            | <a href="#">View Diagram</a> |
|         | 5N9597  |    | 1 | I | 60HZ 480 VOLTS                 |                            | <a href="#">View Diagram</a> |
|         | 60H0480 | F  | 1 | I | 60HZ 480 VOLTS                 |                            | <a href="#">View Diagram</a> |
|         | 0V1065  |    | 1 | I | GENERAL EPG                    |                            | <a href="#">View Diagram</a> |
| MSEPGGN | F       | 1  | I |   | GENERAL EPG                    |                            | <a href="#">View Diagram</a> |
|         | 5N9679  | 06 | 1 | I | FACTORY TEST REPORT            |                            | <a href="#">View Diagram</a> |
|         | TRSGEN2 | F  | 1 | I | PGS TEST REPORT @ 1.0 PF       |                            | <a href="#">View Diagram</a> |
|         | PSD07   | F  | 1 | I | ENGINE DISTR DISCOUNT PRGM     |                            | <a href="#">View Diagram</a> |
|         | MSCEC72 | F  | 1 | I | COMMERCIAL BUSINESSES          |                            | <a href="#">View Diagram</a> |
| MWCODEF | F       | 1  | I |   | STANDBY POWER                  |                            | <a href="#">View Diagram</a> |
|         | PP5508  | 00 | 1 | I | 1502 BHP 1042 GEN KW WOF 60    |                            | <a href="#">View Diagram</a> |

|        |            |   |   |   |                                      |                              |
|--------|------------|---|---|---|--------------------------------------|------------------------------|
| 0K6255 | -          | 1 | I |   | HZ<br>1120 BKW (1502 BHP) @ 1800 RPM | <a href="#">View Diagram</a> |
|        | CA0866 07  | 1 | I |   | ENGLISH LANGUAGE OPTION              | <a href="#">View Diagram</a> |
|        | LANENGO F  | 1 | I |   | ENGLISH LANGUAGE OPTION              | <a href="#">View Diagram</a> |
|        | KW01000 F  | 1 | I |   | 1000 EKW W/FAN                       | <a href="#">View Diagram</a> |
|        | STANDBY F  | 1 | I |   | STANDBY POWER APPLICATION            | <a href="#">View Diagram</a> |
|        | 0V2329     | 1 | I |   | PRODUCTION CORRECTION                | <a href="#">View Diagram</a> |
|        | 7L7872 09  | 1 | I | L | 24 VOLT BATTERY SET - DRY            | <a href="#">View Diagram</a> |
|        | 1683237 F  | 1 | I | L | SUPPORT GROUP - BATTERY              | <a href="#">View Diagram</a> |
|        | 2958951 F  | 1 | I |   | BATTERY GP                           | <a href="#">View Diagram</a> |
|        | 2956926 00 | 1 | I |   | SUPPORT GP-C32                       | <a href="#">View Diagram</a> |
|        | 2628092 00 | 1 | I | L | GENERATOR ARR-SR4B-GD                | <a href="#">View Diagram</a> |

## Ship Loose [Top](#)

28 results found, displaying 1 to 28

| Reference Number | Eng Chg | Quantity | ASM | LESS  | Set Type | Description      | BreakDown...                 |
|------------------|---------|----------|-----|--|----------|------------------|------------------------------|
|                  |         | 6        | S   |  |          |                  | <a href="#">BreakDown...</a> |
| ESO              |         | 1        | S   |  |          | (PRNT ESO COPY)  | <a href="#">BreakDown...</a> |
| PML              |         | 1        | S   |  |          | *REQUIRED DECALS | <a href="#">BreakDown...</a> |
| 0S1571           |         | 8        | S   |  |          | BOLT             | <a href="#">BreakDown...</a> |
| 0S1588           |         | 8        | S   |  |          | BOLT             | <a href="#">BreakDown...</a> |
| 3V3308           |         | 8        | S   |  |          | WASHER-HARD      | <a href="#">BreakDown...</a> |
| 5L3773           |         | 1        | S   |  |          | GASKET-EXH ELBOW | <a href="#">BreakDown...</a> |
| 5N2457           |         | 1        | S   |  |          | FITTING GP-EXH   | <a href="#">BreakDown...</a> |
| 5P2506           |         | 1        | S   |  |          | LITERATURE GP    | <a href="#">BreakDown...</a> |
| 6L4502           |         | 1        | S   |  |          | PROD MARKING SYS | <a href="#">BreakDown...</a> |
| 7F3400           |         | 1        | S   |  |          | BAG-POLYETHYLENE | <a href="#">BreakDown...</a> |
| 8T4131           |         | 6        | S   |  |          | NUT              | <a href="#">BreakDown...</a> |
| 9S8752           |         | 8        | S   |  |          | NUT-FULL         | <a href="#">BreakDown...</a> |
| 1687790          |         | 6        | S   |  |          | BOLT-HEX HEAD    | <a href="#">BreakDown...</a> |
| 1771452          |         | 6        | S   |  |          | WASHER-HARD      | <a href="#">BreakDown...</a> |
| 2146045          |         | 1        | S   |  |          | BELLOWS AS       | <a href="#">BreakDown...</a> |
| 2449842          |         | 1        | S   |  |          | SENSOR-EXT NEUT  | <a href="#">BreakDown...</a> |
| 2527504          |         | 1        | S   |  |          | ALARM GP-BASIC   | <a href="#">BreakDown...</a> |
| 2563167          |         | 1        | S   |  |          | MTG GP-ENG FLEX  | <a href="#">BreakDown...</a> |
| 2563170          |         | 1        | S   |  |          | MTG GP-RADIATOR  | <a href="#">BreakDown...</a> |
| 2592174          |         | 6        | S   |  |          | MOUNT-ISOLATOR   | <a href="#">BreakDown...</a> |
| 2606898          |         | 1        | S   |  |          | FILM KIT         | <a href="#">BreakDown...</a> |
| 2717376          |         | 1        | S   |  |          | FILM GP          | <a href="#">BreakDown...</a> |
| SEBP4326         |         | 1        | S   |  |          | PTSBK            | <a href="#">BreakDown...</a> |
| SEBU6251         |         | 1        | S   |  |          | LUBE             | <a href="#">BreakDown...</a> |
| SEBU8088         |         | 1        | S   |  |          | OMM              | <a href="#">BreakDown...</a> |
| SELF5397         |         | 1        | S   |  |          | WARRANTY         | <a href="#">BreakDown...</a> |
| SERP4326         |         | 1        | S   |  |          | PTSCD            | <a href="#">BreakDown...</a> |

Caterpillar Confidential: **Green**

Content Owner: Commercial Processes Division

Web Master(s): [PSG Web Based Systems Support](#)

Current Date: 10/31/2018, 9:07:17 PM

© Caterpillar Inc. 2018 All Rights Reserved.

[Data Privacy Statement](#).