

**ORDER INVOICE WITH ENGINEERING
BREAKDOWN [PDH00206]**

OCTOBER 25, 2018

(PDH00206)-ENGINE (G7A00598)-GENERATOR (STD00200)-GENSET

For Help Desk Phone Numbers [Click here](#)

⚠ Caution Ordering Parts from TMI Order Invoice with Engineering Breakdown

Order Invoice with Engineering Breakdown information is provided by the orders system, once you click breakdown of a part, TMI pulls the information from the Engineering Data System (EDS).

EDS is not a manufacturing bill of material system but a engineering part in effect system. TMI uses the built date and calls EDS to pull the part in effect at that time.

Recently, TMI added an as manufactured tab. This tab provides the consist as reported from the engine factory. This data is limited but growing for new manufactured engines. To see an example enter "WRH00104"

To validate you are ordering a correct part, TMI encourages you to contact Morton Parts. 800-566-7782 or tech_support@cat.com

The below option will email full breakdown of the serial number

Excel **PDF**

FullBreakDown

Sales Model: C18 **Invoice Number:** GE 580464 **Dealer:** E500 **S.O. Number:** CGCHT00 **Invoice Date:** 2006-12-01

[Feature Code](#)

[Part Numbers](#)

[Ship Loose](#)


[Help](#)

Feature Codes [Top](#)

41 results found, displaying 1 to 41



Reference Number	Eng Chg	Quantity	ASM	LESS	Set Type	Reference Drawing	Description
C18DE19	F	1	I			Drawing...	C18 480/277V 60 HZ PKG GEN 19
EMCP32	F	1	I				EMCP 3.2 CONTROL PANEL
ENCSA37	F	1	I			Drawing...	SOUND ATTEN ENCL-ASA-WHITE 37
ENCIML1	F	1	I				ENCLOSURE INT. MAINT. LIGHT
FTBWI16	F	1	I				WIDE BASE 16
CLS0015	F	1	I				COOLING LEVEL SENSOR
PMEXCI4	F	1	I			Drawing...	PERMANENT MAGNET EXCITATION 4
TPSENS3	F	1	I				THREE PHASE SENSING - 7000 GEN
BTC1024	F	1	I				BATT CHARGER-10 AMP DUAL/UL
FTBDW2J	F	1	I				SDW FUEL TNK 1000GAL(3790L) 2J
EMCCAS2	F	1	I				COMMON ALARM/SHUTDOWN RELAY
EMCGRR2	F	1	I				GENERATOR RUNNING RELAY
BATDS01	F	1	I				BATTERY DISK SWITCH
EMCLAM1	F	1	I				NFPA99-110/CSA282 LOCAL ANNUN
EMCLAH1	F	1	I				LOCAL ALARM HORN
CCM0005	F	1	I				SECONDARY COMMUNICATIONS LINK
EMCOC01	F	1	I				OPTION CHASSIS 01
EMCOC02	F	1	I				OPTION CHASSIS 02
EMCCPRR	F	1	I				CONTROL PANEL MOUNTING - REAR
CNTHTR1	F	1	I				CONTROL GP-HEATER 120V L-L
EMGRAM1	F	1	S				REM ANNUNCIATOR 99/110 (1 - 2)
PTSR125	F	1	I				POWER TERMNL STRIP REMOVAL 125

41 results found, displaying 1 to 41

Reference Number	Eng Chg	Quantity	ASM	LESS 	Set Type	Reference Drawing	Description
JWH0058	F	1	I				JACKET WATER HEATER 240VAC 3KW
CBK3P80	F	1	I			Drawing...	100 AMP 3P CIRCUIT BREAKER 80
CBK3P73	F	1	I			Drawing...	1200 AMP 3P CIRCUIT BREAKER 73
EMCFRB1	F	1	I				FUEL RUPTURE BASIN ALARM
SHK0012	F	1	I				SPACE HEATER - 230V (250W) 12
CVRCBK2	F	1	I				CB COVER GROUP 2
TIER1CP	F	1	I				PACKAGE GEN SET
60H0480	F	1	I				60HZ 480 VOLTS
MSEPGGN	F	1	I				GENERAL EPG
TRSGEN2	F	1	I				PGS TEST REPORT @ 1.0 PF
LITPAPR	F	1	S				EXTRA ENG LIT-PAPER (1 - 6)
MSCEC77	F	1	I				PUBLIC OR CIVIL SERVICES
MWCODEF	F	1	I				STANDBY POWER
STANDBY	F	1	I				STANDBY POWER APPLICATION
KW00600	F	1	I				600 EKW W/FAN
LANENGO	F	1	I				ENGLISH LANGUAGE OPTION
1250AMP	F	1	I			Drawing...	1250 AMPS
NONULL	F	1	I				NON UL 2200 LISTED PKG GEN SET
2949976	F	1	I				CLEANER GP - AIR

Part Numbers [Top](#)

188 results found, displaying 1 to 188

Reference Number	Eng Chg	Quantity	ASM	LESS 	Set Type	Description	Reference Drawing	SIS Part Diagram 
DK1516	05	1	I			ENGINE AR-C18 DITA PGS	Drawing...	View Diagram
C18DE19	F	1	I			C18 480/277V 60 HZ PKG GEN 19	Drawing...	View Diagram
2425975	00	1	I			GENERAL ARRANGEMENT		View Diagram
2412417	04	1	I			ENGINE AR-COMP C-18		View Diagram
2476127		1	I			GENERATOR AR-POWER		View Diagram
2500792		1	I			COUPLING GP - GEN		View Diagram
2390432		1	I			TRANSFORMER GP		View Diagram
2401621		2	I			CABLE GP		View Diagram
5P2506	00	1	S			LITERATURE - ENGLISH		View Diagram
2527405	00	1	I			***** TEST - GEN ELE SYS LE *		View Diagram
3L0284		1	I			*****TEST - PKG GEN SET*****		View Diagram
2618429		1	I			CONTROL GP		View Diagram
2615613		1	I			HARNESS AS		View Diagram
2586763		1	I			ENCLOSURE AS		View Diagram
2586791		1	I			MOUNTING GP		View Diagram
2586790		1	I			MOUNTING GP		View Diagram
2586782		1	I			MOUNTING GP		View Diagram
2586776		1	I			MOUNTING GP		View Diagram
2586773		1	I			MOUNTING GP		View Diagram
2533023		1	I			FIXING GP		View Diagram
2511514		1	I			DISPOSAL GP - FUME		View Diagram
2511476		1	I			SUPPORT GP-BATTERY		View Diagram
2698103		1	I			HARNESS AS		View Diagram
2401622		1	I			CABLE GP		View Diagram
2400170		1	I			BOX GP-MTG		View Diagram
2398007		1	I			DIAGRAM-WIRING		View Diagram
2396758		1	I			MOUNTING GP		View Diagram
2395745		1	I			DIAGRAM-WIRING		View Diagram
2377206		1	I			BATTERY GP		View Diagram
2345561		1	I			GUARD GP - PULLEY		View Diagram
2140588		1	I			RADIATOR GP		View Diagram
2057860	08	1	I			MOUNTING GP - 17 DIGIT PIN		View Diagram
1447184	02	4	I			COVER GP - PROTECTION		View Diagram
2130144		2	I			COVER GP.-PROTECTIVE LIFT		View Diagram
2629635		1	I			MOUNTING GP		View Diagram
2662701		1	I			MOUNTING GP		View Diagram


	2688667		1	I	GROMMET GP		View Diagram
	1195148	01	61	I	COOLANT-LONG LIFE-BULK-1 LITER		View Diagram
	2868875		1	I	HARNES GP - FIXING		View Diagram
	DK4287	00	1	I	CONTROL PANEL EMCP 3.2		View Diagram
	EMCP32	F	1	I	EMCP 3.2 CONTROL PANEL		View Diagram
	2615132		1	I	CONTROL GP		View Diagram
	2605248		1	I	DIAGRAM-WIRING		View Diagram
	DK1733	02	1	I	SOUND ATTEN ENCLOSURE-WHITE	Drawing...	View Diagram
	ENCSA37	F	1	I	SOUND ATTEN ENCL-ASA-WHITE 37	Drawing...	View Diagram
	2539366		1	I	ENCLOSURE GP-GEN		View Diagram
	2480969		1	I	FILM GP		View Diagram
	2413092		1	I	SEALING GP		View Diagram
	2617645		1	I	COVER GP		View Diagram
	2617837		1	I	INSULATION GP		View Diagram
	2661422		1	I	MOUNTING GP		View Diagram
	2608418		1	I	COVER GP		View Diagram
	2617632		1	I	MOUNTING GP		View Diagram
	DK1455	00	1	I	MAINTENANCE LIGHT -INTERIOR		View Diagram
	ENCIML1	F	1	I	ENCLOSURE INT. MAINT. LIGHT		View Diagram
	2452099		1	I	LIGHTING GP		View Diagram
	2464142		1	I	HARNES AS.		View Diagram
	2462072		1	I	DIAGRAM-WIRING		View Diagram
	DK2184	04	1	I	MOUNTING GP - WIDE BASE	Drawing...	View Diagram
	FTBWI16	F	1	I	WIDE BASE 16		View Diagram
	2830948		1	I	BASE GP-ENGINE		View Diagram
	2374098		1	I	MOUNTING GP		View Diagram
	2826164		1	I	EXTENSION GP		View Diagram
	2454465		1	I	LINES GP - DRAIN		View Diagram
	2454466		1	I	DRAIN GP - OIL		View Diagram
	2826306		1	I	COVER GP		View Diagram
	DK1802	00	1	I	LOW COOLANT LEVEL SENSOR		View Diagram
	CLS0015	F	1	I	COOLING LEVEL SENSOR		View Diagram
	2633751		1	I	SENSOR GP-LEVEL		View Diagram
	DK0525	01	1	I	PERMANENT MAGNET EXCITATION 4		View Diagram
	PMEXCI4	F	1	I	PERMANENT MAGNET EXCITATION 4	Drawing...	View Diagram
	2399387		1	I	MOUNTING GP-PMG		View Diagram
	DK1237	02	1	I	THREE PHASE SENSING		View Diagram
	TPSENS3	F	1	I	THREE PHASE SENSING - 7000 GEN		View Diagram
	2472705		1	I	MOUNTING GP		View Diagram
	2445866		1	I	DIAGRAM-WIRING		View Diagram
	DK2124	01	1	I	10 AMP BATTERY CHARGER		View Diagram
	BTC1024	F	1	I	BATT CHARGER-10 AMP DUAL/UL		View Diagram
	1184304	00	1	I	CHARGER - BATTERY		View Diagram
	2550623		1	I	MTG GP-CHARGER		View Diagram
	2184373	01	1	I	HARNES AS		View Diagram
	2741753		1	I	HARNES AS		View Diagram
	DK3997	01	1	I	BASE GP - FUEL TANK-DUAL WALL		View Diagram
	FTBDW2J	F	1	I	SDW FUEL TNK 1000GAL(3790L) 2J		View Diagram
	2800728		1	I	BASE GP		View Diagram
	2559077		1	I	LINES GP - FUEL		View Diagram
	2131508		1	I	MOUNTING GP		View Diagram
	2826078		1	I	BASE GP-STUBUP		View Diagram
	2826318		1	I	COVER GP		View Diagram
	2826212		1	I	COVER GP		View Diagram
	DK1615	00	1	I	RELAY GP-COMMON ALARM/SHUTDOWN		View Diagram
	EMCCAS2	F	1	I	COMMON ALARM/SHUTDOWN RELAY		View Diagram
	2615828		1	I	CONTROL GP		View Diagram
	DK1616	00	1	I	RELAY GP-RUNNING		View Diagram
EMCGRR2		F	1	I	GENERATOR RUNNING RELAY		View Diagram
	2616623		1	I	CONTROL GP		View Diagram
	DK1479	00	1	I	BATTERY DISCONNECT SWITCH		View Diagram
	BATDS01	F	1	I	BATTERY DISK SWITCH		View Diagram
	2511477		1	I	SWITCH GP - DISC		View Diagram

	DK2128	00	1	I	ANNUNCIATOR MODULE-LOCAL	Drawing...	View Diagram
	EMCLAM1	F	1	I	NFPA99-110/CSA282 LOCAL ANNUN		View Diagram
	2661425		1	I	MOUNTING GP		View Diagram
	DK1618	00	1	I	ALARM HORN		View Diagram
	EMCLAH1	F	1	I	LOCAL ALARM HORN		View Diagram
	2629625		1	I	CONTROL GP		View Diagram
	DK2129	00	1	I	CAN2 CONTROL GP		View Diagram
	CCM0005	F	1	I	SECONDARY COMMUNICATIONS LINK		View Diagram
	2618479		1	I	MOUNTING GP		View Diagram
	DK1612	00	1	I	CHASSIS OPTION 1		View Diagram
	EMCOC01	F	1	I	OPTION CHASSIS 01		View Diagram
	2586778		1	I	MOUNTING GP		View Diagram
	DK1613	00	1	I	CHASSIS OPTION 2		View Diagram
	EMCOC02	F	1	I	OPTION CHASSIS 02		View Diagram
	2586795		1	I	MOUNTING GP		View Diagram
	DK6965	01	1	I	REAR MTD STD POWER CENTER		View Diagram
	EMCCPRR	F	1	I	CONTROL PANEL MOUNTING - REAR		View Diagram
	2393812		1	I	DUCT GP-CABLE		View Diagram
	2397794		1	I	CONNECTION GP		View Diagram
	2610736		1	I	MOUNTING GP		View Diagram
	2722205		1	I	COVER GP-PROT		View Diagram
	DK2586	00	1	I	CONTROL GP-HEATERS		View Diagram
	CNTHTR1	F	1	I	CONTROL GP-HEATER 120V L-L		View Diagram
	2617137		1	I	CONTROL GP		View Diagram
EMCRAM1		F	1	S	REM ANNUNCIATOR 99/110 (1 - 2)		View Diagram
	2671226		1	S	REM ANNUNCIATOR 99/110 (1 - 2)		View Diagram
	DK6973	00	1	I	PWR TERMINAL STRIP REMOVL-1250		View Diagram
	PTSR125	F	1	I	POWER TERMNL STRIP REMOVAL 125		View Diagram
	DK1754	03	1	I	JACKET WATER COOLANT HEATER		View Diagram
	JWH0058	F	1	I	JACKET WATER HEATER 240VAC 3KW		View Diagram
	1962236	02	1	I	HEATER GP-JW BSC		View Diagram
	1832899		1	I	HARNESS AS		View Diagram
	2829958		1	I	BREAKER GP		View Diagram
	2468984		1	I	MTG GP-JW HEATER		View Diagram
	2757659		1	I	NOTE-HEATER		View Diagram
	DK9143	00	1	I	CIRCUIT BREAKER (80% UL) -100	Drawing...	View Diagram
	CBK3P80	F	1	I	100 AMP 3P CIRCUIT BREAKER 80	Drawing...	View Diagram
	2435636		1	I	BREAKER GP - CIRCUIT		View Diagram
	2435241		1	I	BOX GP		View Diagram
	2952381		1	I	CONNECTION GP - TERMINAL STRIP		View Diagram
	2453599		1	I	MOUNTING GP		View Diagram
	2952385		1	I	MOUNTING GP		View Diagram
	2892779		1	I	CABLE CONNECTION GP		View Diagram
	2952383		1	I	MOUNTING GP		View Diagram
	2435599		2	I	COVER GP - BREAKER BOOT		View Diagram
	DK6980	01	1	I	1200 AMP 3P CIRCUIT BREAKER 73		View Diagram
	CBK3P73	F	1	I	1200 AMP 3P CIRCUIT BREAKER 73	Drawing...	View Diagram
	2434027		1	I	BREAKER GP - CIRCUIT		View Diagram
	2586812		1	I	COVER GP BREAKER		View Diagram
	2399736		1	I	FIXING GP		View Diagram
	2600568		1	I	MOUNTING GP		View Diagram
	2773571		1	I	MOUNTING GP		View Diagram
	2849189		1	I	TERMINAL GROUP		View Diagram
	2952373		1	I	CONNECTION GP		View Diagram
	DK2880	01	1	I	FUEL RUPTURE BASIN ALARM		View Diagram
	EMCFRB1	F	1	I	FUEL RUPTURE BASIN ALARM		View Diagram
	2463101		1	I	HARNESS AS		View Diagram
	2755521		1	I	CONNECTOR AS		View Diagram
	DK1619	02	1	I	SPACE HEATER		View Diagram
	SHK0012	F	1	I	SPACE HEATER - 230V (250W) 12		View Diagram
	2399949		1	I	MOUNTING GP-SPACE HEATER		View Diagram
	2899728		1	I	WIRING GP		View Diagram

CVRCBK2	F	1	I	CB COVER GROUP 2	View Diagram
2437092		1	I	CB COVER GROUP 2	View Diagram
TIER1CP	F	1	I	PACKAGE GEN SET	View Diagram
5N9597		1	I	VOLTAGE INDICATOR 480V, 60HZ	View Diagram
60H0480	F	1	I	60HZ 480 VOLTS	View Diagram
0V1065		1	I	GENERAL EPG	View Diagram
MSEPGGN	F	1	I	GENERAL EPG	View Diagram
OP1910		1	I	STD. GEN SET TEST CHARGE	View Diagram
TRSGEN2	F	1	I	PGS TEST REPORT @ 1.0 PF	View Diagram
0V1672		1	I	ENGLISH PAPER PARTS LIST	View Diagram
LITPAPR	F	1	S	EXTRA ENG LIT-PAPER (1 - 6)	View Diagram
MSCEC77	F	1	I	PUBLIC OR CIVIL SERVICES	View Diagram
MWCODEF	F	1	I	STANDBY POWER	View Diagram
9Y8156	05	1	I	STANDBY POWER APPLICATION	View Diagram
STANDBY	F	1	I	STANDBY POWER APPLICATION	View Diagram
PP5262	00	1	I	600 EKW W/FAN	View Diagram
KW00600	F	1	I	600 EKW W/FAN	View Diagram
OK5338	00	1	I	671 KW (900 BHP) @ 1800 RPM	View Diagram
DK2116	00	1	I	ENGLISH LANGUAGE OPTION	View Diagram
LANENGO	F	1	I	ENGLISH LANGUAGE OPTION	View Diagram
2546314	03	1	I	ELEK GP	View Diagram
1250AMP	F	1	I	1250 AMPS	View Diagram
NONULL	F	1	I	NON UL 2200 LISTED PKG GEN SET	View Diagram
0V2329		1	I	PRODUCTION CORRECTION	View Diagram
2545295		1	I	CLEANER GP - AIR	View Diagram
2949976	F	1	I	CLEANER GP - AIR	View Diagram
2826286		1	I	COVER GP	View Diagram

Ship Loose [Top](#)

13 results found, displaying 1 to 13

Reference Number	Eng Chg	Quantity	ASM	LESS 	Set Type	Description	BreakDown...
		6	S				BreakDown...
ESO		1	S			(PRNT ESO COPY)	BreakDown...
PML		1	S			*REQUIRED DECALS	BreakDown...
0V1672		1	S				BreakDown...
6L4502		1	S			PROD MARKING SYS	BreakDown...
2361158		1	S			CONT GP -E	BreakDown...
2408703		1	S			FILM-CNTRL PANEL	BreakDown...
2671226		1	S			CONTROL GP-A6031	BreakDown...
SEBP4099		1	S			PTSBK	BreakDown...
SEBU6251		1	S			LUBE	BreakDown...
SEBU7898		1	S			OMM	BreakDown...
SELF5397		1	S			WARRANTY	BreakDown...
SERP4099		1	S			PTSCD	BreakDown...

Caterpillar Confidential: **Green**

Content Owner: Commercial Processes Division

Web Master(s): [PSG Web Based Systems Support](#)

Current Date: 10/25/2018, 7:39:09 PM

© Caterpillar Inc. 2018 All Rights Reserved.

[Data Privacy Statement](#).