

ORDER INVOICE WITH ENGINEERING BREAKDOWN [FSE00651]

AUGUST 28, 2018

(FSE00651)-ENGINE (G6B10330)-GENERATOR (C5E00521)
-GENSET

For Help Desk Phone Numbers [Click here](#)



Caution Ordering Parts from TMI Order Invoice with Engineering Breakdown

Order Invoice with Engineering Breakdown information is provided by the orders system, once you click breakdown of a part, TMI pulls the information from the Engineering Data System (EDS).

EDS is not a manufacturing bill of material system but a engineering part in effect system. TMI uses the built date and calls EDS to pull the part in effect at that time.

Recently, TMI added an as manufactured tab. This tab provides the consist as reported from the engine factory. This data is limited but growing for new manufactured engines. To see an example enter "WRH00104"

To validate you are ordering a correct part, TMI encourages you to contact Morton Parts. 800-566-7782 or tech_support@cat.com

The below option will email full breakdown of the serial number

Excel PDF

[FullBreakDown](#)

Sales Model:
C15

Invoice Number:GE
582674

Dealer:
D120

S.O. Number:
CHMXR00

Invoice Date: 2006-12-
28

[Feature Code](#)

[Part Numbers](#)

[Ship Loose](#)


[Help](#)

Feature Codes [Top](#)

26 results found, displaying 1 to 26



Reference Number	Eng Chg	Quantity	ASM	LESS	Set Type	Reference Drawing	Description
C15DET2	F	1	I			Drawing...	C15 480/227V 60 HZ PKG GEN T2
EMCCPRR	F	1	I				CONTROL PANEL MOUNTING - REAR
EMCOC01	F	1	I				OPTION CHASSIS 01
ENCWP84	F	1	I			Drawing...	WEATHER PROT ENCL-RES-YELLOW
FTBDW93	F	1	I				IDW FUEL TNK BS-300GAL(1140L)9
TPSENS2	F	1	I				THREE PHASE SENSING - 6000 GEN
BTC1028	F	1	I				BATTERY CHARGER - 10 AMP 28
CNTHTR1	F	1	I				CONTROL GP-HEATER 240V L-L
BAT2423	F	1	I			Drawing...	OVERSIZE BATT-1300CCA
JWH0058	F	1	I				JACKET WATER HEATER 240 VAC 58
PTSR080	F	1	I				PWR TERM STRIP REMV 400-800 AM
CBK3P78	F	1	I			Drawing...	800 AMP UL 3 POLE 100% CB 78
EMCP31	F	1	I				EMCP 3.1 CONTROL PANEL
TIER1CP	F	1	I				EPA TIER 1 CAPABLE
60H0480	F	1	I				60 HZ 480 VOLTS
MSEPGGN	F	1	I				GENERAL EPG

26 results found, displaying 1 to 26

Reference Number	Eng Chg	Quantity	ASM	LESS 	Set Type	Reference Drawing	Description
TRSGEN7	F	1	I				PGS TEST REPORT @ 0.8 PF
MSCEC77	F	1	I				PUBLIC OR CIVIL SERVICES
MWCODEF	F	1	I				STANDBY POWER
STANDBY	F	1	I				STANDBY POWER APPLICATION
LANENGO	F	1	I				ENGLISH LANGUAGE OPTION
800AMP	F	1	I				800 AMPS
KW00500	F	1	I				500 EKW W/FAN
NONULL	F	1	I				NON UL 2200 LISTED PKG GEN SET
ENCLREQ	F	1	I				WP ENCLOSURE REQUIRED
2680889	F	1	I	L			BASE GP-ENG & GEN

Part Numbers [Top](#)

132 results found, displaying 1 to 132

Reference Number	Eng Chg	Quantity	ASM	LESS 	Set Type	Description	Reference Drawing	SIS Part Diagram 
DK4816	01	1	I			ENGINE AR-C15 DITA PGS		View Diagram
C15DET2	F	1	I			C15 480/227V 60 HZ PKG GEN T2	Drawing...	View Diagram
2873372		1	I			GENERAL ARRANGEMENT		View Diagram
2864925	07	1	I			ENGINE AR-C15		View Diagram
2351211		1	I			GENERATOR AR-POWER		View Diagram
3L0284		1	S			*****TEST - PKG GEN SET*****		View Diagram
2527405	00	1	S			***** TEST - GEN ELE SYS LE *		View Diagram
5P2506	00	1	S			LITERATURE - ENGLISH		View Diagram
2339391		1	I			CLEANER GP - AIR		View Diagram
2874914		1	I			RADIATOR GP		View Diagram
2184698		1	I			FAN GP		View Diagram
2640255		1	I			LINES GP - DRAIN		View Diagram
2339351		1	I			COUPLING GP		View Diagram
1447184	02	4	I			COVER GP - PROTECTION		View Diagram
2511413		3	I			COVER GP		View Diagram
2640256		1	I			DRAIN GP-OIL		View Diagram
2635120		1	I			DISPOSAL GP-FUME		View Diagram
1195148	01	38	I			COOLANT-LONG LIFE-BULK-1 LITER		View Diagram
2661427		1	I			CONTROL GP		View Diagram
2618429		1	I			CONTROL GP		View Diagram
2615613		1	I			HARNESS AS		View Diagram
2586763		1	I			ENCLOSURE AS		View Diagram
2364395		1	I			COVER GP		View Diagram
2586791		1	I			MOUNTING GP		View Diagram
2586790		1	I			MOUNTING GP		View Diagram
		1	I			MOUNTING GP		View Diagram

2586782								
2586776		1	I	MOUNTING GP				View Diagram
2586773		1	I	MOUNTING GP				View Diagram
2400170		1	I	BOX GP-MTG				View Diagram
2667116		1	I	HARNES AS-ENGINE				View Diagram
2657864		1	I	DIAGRAM-WIRING				View Diagram
2395745		1	S	DIAGRAM-WIRING				View Diagram
2398007		1	S	DIAGRAM-WIRING				View Diagram
2401622		1	I	CABLE GP				View Diagram
2629635		1	I	MOUNTING GP				View Diagram
2662701		1	I	MOUNTING GP				View Diagram
2688667		1	I	GROMMET GP				View Diagram
2615834		1	S	DIAGRAM-WIRING				View Diagram
2057860	08	1	I	MOUNTING GP - 17 DIGIT PIN				View Diagram
2533023		1	I	FIXING GP				View Diagram
2396758		1	I	MOUNTING GP				View Diagram
2390431		1	I	TRANSFORMER GP				View Diagram
2401621		2	I	CABLE GP				View Diagram
	DK1212 02	1	I	CONTROL PANEL MOUNTING - REAR				View Diagram
EMCCPRR	F	1	I	CONTROL PANEL MOUNTING - REAR				View Diagram
2393812		1	I	DUCT GP-CABLE				View Diagram
2400484		1	I	MOUNTING GP				View Diagram
2397792		1	I	CONNECTION GP				View Diagram
2722205		1	I	COVER GP-PROT				View Diagram
	DK1612 00	1	I	CHASSIS OPTION 1				View Diagram
EMCOC01	F	1	I	OPTION CHASSIS 01				View Diagram
2586778		1	I	MOUNTING GP				View Diagram
	DK3329 06	1	I	WEATHER PROT ENCLOSURE-YELLOW				View Diagram
ENCWP84	F	1	I	WEATHER PROT ENCL-RES- YELLOW		Drawing...		View Diagram
2752202		1	I	ENCLOSURE GP-GEN				View Diagram
2353326		1	S	MUFFLER GP - CRT				View Diagram
2758628		1	I	FILM GP				View Diagram
2617645		1	I	COVER GP				View Diagram
2413092		1	I	SEALING GP				View Diagram
2416058		1	I	INSULATION GP				View Diagram
2661417		1	I	MOUNTING GP				View Diagram
2661422		1	I	MOUNTING GP				View Diagram
2826303		1	I	PLUG GP				View Diagram
		1	I	COVER GP				View Diagram

2406068							
2862426	01	1	I	FILM GP		View Diagram	
2826302		1	I	GROMMET		View Diagram	
2935730		1	I	MODIFICATION AR		View Diagram	
DK4598	00	1	I	BASE GP - FUEL TANK-DUAL WALL		View Diagram	
FTBDW93	F	1	I	IDW FUEL TNK BS-300GAL (1140L)9		View Diagram	
2428291		1	I	BASE GP		View Diagram	
2874961		1	I	LINES GP-FUEL		View Diagram	
2700171		1	I	SUPPORT GP-BATTERY		View Diagram	
2639346		1	I	MTG GP-GEN BASE		View Diagram	
2824835		1	I	COVER GP		View Diagram	
DK1235	02	1	I	THREE PHASE SENSING		View Diagram	
TPSENS2	F	1	I	THREE PHASE SENSING - 6000 GEN		View Diagram	
2472701		1	I	MOUNTING GP		View Diagram	
2445866		1	I	DIAGRAM-WIRING		View Diagram	
DK2875	02	1	I	BATTERY CHARGER-10AMP		View Diagram	
BTC1028	F	1	I	BATTERY CHARGER - 10 AMP 28		View Diagram	
1184304	00	1	I	CHARGER - BATTERY		View Diagram	
2682649		1	I	MOUNTING GP		View Diagram	
1933260	04	1	I	HARNES AS		View Diagram	
2741753		1	I	HARNES AS		View Diagram	
DK2586	00	1	I	CONTROL GP-HEATERS		View Diagram	
CNTHTR1	F	1	I	CONTROL GP-HEATER 240V L-L		View Diagram	
2617137		1	I	CONTROL GP		View Diagram	
DK2836	00	1	I	OVERSIZE BATTERY		View Diagram	
BAT2423	F	1	I	OVERSIZE BATT-1300CCA	Drawing...	View Diagram	
2703124		1	I	BATTERY GP		View Diagram	
DK4621	03	1	I	JACKET WATER COOLANT HEATER		View Diagram	
JWH0058	F	1	I	JACKET WATER HEATER 240 VAC 58		View Diagram	
1962236	02	1	I	HEATER GP-JW BSC		View Diagram	
2829958		1	I	BREAKER GP		View Diagram	
1832899		1	I	HARNES AS		View Diagram	
2757659		1	I	NOTE-HEATER		View Diagram	
2952249		1	I	MOUNTING GP		View Diagram	
DK6972	00	1	I	PWR TERMINAL STRIP REMOVL-800A		View Diagram	
PTSR080	F	1	I	PWR TERM STRIP REMV 400-800 AM		View Diagram	
DK7044	02	1	I	800 AMP UL 3 POLE 100% CB 78		View Diagram	
CBK3P78	F	1	I	800 AMP UL 3 POLE 100% CB 78	Drawing...	View Diagram	
2433540		1	I	BREAKER GP - CIRCUIT		View Diagram	
		1	I	COVER GP BREAKER		View Diagram	


2586812									
2435599		1		I	COVER GP - BREAKER BOOT				View Diagram
2399808		1		I	FIXING GP				View Diagram
2600568		1		I	MOUNTING GP				View Diagram
2773571		1		I	MOUNTING GP				View Diagram
2849190		1		I	TERMINAL GP				View Diagram
2952373		1		I	CONNECTION GP				View Diagram
	EMCP31	F	1	I	EMCP 3.1 CONTROL PANEL				View Diagram
	TIER1CP	F	1	I	EPA TIER 1 CAPABLE				View Diagram
			1	I	60 HZ 480 VOLTS				View Diagram
	5N9597		1	I	60 HZ 480 VOLTS				View Diagram
	60H0480	F	1	I	60 HZ 480 VOLTS				View Diagram
			1	I	GENERAL EPG				View Diagram
	0V1065		1	I	GENERAL EPG				View Diagram
	MSEPGGN	F	1	I	GENERAL EPG				View Diagram
			1	I	GEN SET TEST CHG AT 0.8 PF				View Diagram
	OP1803		1	I	GEN SET TEST CHG AT 0.8 PF				View Diagram
	TRSGEN7	F	1	I	PGS TEST REPORT @ 0.8 PF				View Diagram
	MSCEC77	F	1	I	PUBLIC OR CIVIL SERVICES				View Diagram
	MWCODEF	F	1	I	STANDBY POWER				View Diagram
			1	I	779 BHP 529 GEN KW WOF				View Diagram
	PP5762	00	1	I	60 HZ S				View Diagram
			1	I	500 KW (779 BHP) @ 1800 RPM				View Diagram
	0K7557	-	1	I	500 KW (779 BHP) @ 1800 RPM				View Diagram
			1	I	STANDBY POWER APPLICATION				View Diagram
	9Y8156	05	1	I	STANDBY POWER APPLICATION				View Diagram
	STANDBY	F	1	I	STANDBY POWER APPLICATION				View Diagram
			1	I	ENGLISH LANGUAGE OPTION				View Diagram
	DK1906	00	1	I	ENGLISH LANGUAGE OPTION				View Diagram
	LANENGO	F	1	I	ENGLISH LANGUAGE OPTION				View Diagram
			1	I	ELEK GP-A6001				View Diagram
	2546260	04	1	I	ELEK GP-A6001				View Diagram
			1	I	800 AMPS				View Diagram
	800AMP	F	1	I	800 AMPS				View Diagram
	KW00500	F	1	I	500 EKW W/FAN				View Diagram
			1	I	NON UL 2200 LISTED PKG				View Diagram
	NONULL	F	1	I	NON UL 2200 LISTED PKG				View Diagram
			1	I	GEN SET				View Diagram
	ENCLREQ	F	1	I	WP ENCLOSURE REQUIRED				View Diagram
			1	I	PRODUCTION CORRECTION				View Diagram
	0V2329		1	I	PRODUCTION CORRECTION				View Diagram
	2680889	F	1	I	L	BASE GP-ENG & GEN			View Diagram

Ship Loose [Top](#)

29 results found, displaying 1 to 29

Reference Number	Eng Chg	Quantity	ASM	LESS 	Set Type	Description	BreakDown...
		6	S				BreakDown...
ESO		1	S			(PRNT ESO COPY)	BreakDown...
PML		1	S			*REQUIRED DECALS	BreakDown...
5H8331		1	S			GASKET	BreakDown...
6L4502		1	S			PROD MARKING SYS	BreakDown...
6V5686		20	S			BOLT	BreakDown...
7X2553		4	S			BOLT	BreakDown...

29 results found, displaying 1 to 29

Reference Number	Eng Chg	Quantity	ASM	LESS 	Set Type	Description	BreakDown...
8T1757		20	S			NUT-HEX	BreakDown...
8T4194		4	S			BOLT	BreakDown...
8T4223		8	S			WASHER-HARD	BreakDown...
8T4244		4	S			NUT	BreakDown...
9X8257		4	S			WASHER	BreakDown...
9X8268		40	S			WASHER	BreakDown...
1139848		2	S			GASKET	BreakDown...
1455582		1	S			CAP AS-RAIN	BreakDown...
1609631		1	S			MUFFLER AS.	BreakDown...
2205619		2	S			CLAMP-EXHAUST	BreakDown...
2273019		1	S			PIPE-(FLEX)	BreakDown...
2353320		1	S			TUBE AS.	BreakDown...
2353322		2	S			BRACKET AS.	BreakDown...
2353323		2	S			STRAP-MUFFLER	BreakDown...
2353324		1	S			PIPE AS.	BreakDown...
2353326		1	S			MUFFLER GP	BreakDown...
2353330		1	S			TUBE AS.	BreakDown...
SEBP4323		1	S			PTSBK	BreakDown...
SEBU6251		1	S			LUBE	BreakDown...
SEBU7909		1	S			OMM	BreakDown...
SELF5397		1	S			WARRANTY	BreakDown...
SERP4323		1	S			PTSCD	BreakDown...

Caterpillar Confidential: **Green**

Content Owner: Commercial Processes Division

Web Master(s): [PSG Web Based Systems Support](#)

Current Date: 8/28/2018 6:31:38 PM

© Caterpillar Inc. 2018 All Rights Reserved.

[Data Privacy Statement.](#)