

ORDER INVOICE WITH ENGINEERING BREAKDOWN [1HZ01472]

AUGUST 20, 2018

(1HZ01472)-ENGINE (4FN02518)-GENERATOR (BPD00911)
-GENSET

For Help Desk Phone Numbers [Click here](#)



Caution Ordering Parts from TMI Order Invoice with Engineering Breakdown

Order Invoice with Engineering Breakdown information is provided by the orders system, once you click breakdown of a part, TMI pulls the information from the Engineering Data System (EDS).

EDS is not a manufacturing bill of material system but a engineering part in effect system. TMI uses the built date and calls EDS to pull the part in effect at that time.

Recently, TMI added an as manufactured tab. This tab provides the consist as reported from the engine factory. This data is limited but growing for new manufactured engines. To see an example enter "WRH00104"

To validate you are ordering a correct part, TMI encourages you to contact Morton Parts. 800-566-7782 or tech_support@cat.com

The below option will email full breakdown of the serial number

Excel PDF

[FullBreakDown](#)

Sales Model: 3516 B **Invoice Number:** GEW 107662

Dealer: Z334 **S.O. Number:** NDWST00

Invoice Date: 2001-11-28

[Feature Code](#)

[Part Numbers](#)

[Help](#)




Feature Codes [Top](#)

15 results found, displaying 1 to 15

Reference Number	Eng Chg	Quantity	ASM	LESS	Set Type	Reference Drawing	Description
KW01825	F	1	I				1825 EKW W/FAN
516DE16	F	1	I			Drawing...	3516B POWER MODULE
PRIPLUS	F	1	I				PRIME PLUS 10% POWER APPL.
EMCENGU	F	1	I				ENGLISH DISPLAY UNITS
ELEDUPR	F	1	I				DUPLEX RECEPTACLE - 120 VAC
FULTRS5	F	1	I				1250 GAL DW FUEL TRANSFER SYS
LUBOMU3	F	1	I				LUBE OIL MAKE-UP SYSTEM
DECRPOW	F	1	I				RENTAL POWER DECAL
MNT403A	F	1	I				UNDERCARRIAGE AR.-40 FT-3 AXLE
SGRUGS2	F	1	I				UTILITY GRADE SWITCHGEAR
60H0480	F	1	I				60HZ 480 VOLTS
MSEPGGN	F	1	I				GENERAL EPG
CERTIFD	F	1	I				EPA & CARB NON-ROAD EMIS. CERT
SOUNDAT	F	1	I				SOUND ATTENUATED
XQRENTL	F	1	I				XQ RENTAL POWER

Part Numbers [Top](#)

142 results found, displaying 1 to 142

Reference Number	Eng Chg	Quantity	ASM	LESS 	Set Type 	Description	Reference Drawing	SIS Part Diagram 
GG0001	01	1	I			2628 BHP 1825 GEN KW W/F 60 HZ		View Diagram
KW01825	F	1	I			1825 EKW W/FAN		View Diagram
	3L0284	1	I			*****TEST - PKG GEN SET*****		View Diagram
1942036	03	1	I			CONT GP - SWITCHGEAR		View Diagram
1838050	01	1	I			PANEL GP - ELEK		View Diagram
1838051	04	1	I			PANEL GP - ELEK		View Diagram
2008019	01	1	I			PANEL GP		View Diagram
2058203	01	1	I			PANEL CIRCUIT GP		View Diagram
2081161	00	1	I			INSTRUCTION - SWITCHGEAR		View Diagram
1945037	01	1	I	L		PANEL GP		View Diagram
	LA3460	19	I			3516B POWER MODULE.		View Diagram
516DE16	F	1	I			3516B POWER MODULE	Drawing...	View Diagram
1887945	00	1	I			GENERAL ARRANGEMENT		View Diagram
	3L0414	1	I			SINGLE BEARING GEN ALIGN-3500		View Diagram
	3N4905	03	I			HOSE AS.		View Diagram
	4P7072	01	I			FLANGED CONNECTION	Drawing...	View Diagram
	5N2438	05	I			FLEXIBLE FUEL LINES	Drawing...	View Diagram
	5N9955	1	I			JWH CONN IND - 120V, 60HZ		View Diagram
	5P2506	00	I			LITERATURE - ENGLISH		View Diagram
	5P2586	03	I			OIL - BULK - ONE LITER		View Diagram
	7C0527	02	I			ELECTRIC STARTING MOTOR LH	Drawing...	View Diagram
	7E2858	00	I			ALTERNATOR GP - A		View Diagram
	7E4836	05	I			MOUNTING GP - ALT		View Diagram
	7E6247	03	I			JACKET WATER HEATER		View Diagram
	7N6782	08	I			RESTRICTION INDICATOR	Drawing...	View Diagram
7W5780	04	1	I			GUARD GROUP - BELT		View Diagram
7W9704	06	1	I			PUMP GP - SUMP (W/O HOSES)		View Diagram
	8N9639	04	I			GUARD GP-DAMPER		View Diagram
1077361	01	1	I			DRIVE GP - ACC.	Drawing...	View Diagram
1131581	00	1	I			CLEANER GP - AIR		View Diagram
1151065	02	1	I			FUEL PRIMING PUMP LH	Drawing...	View Diagram
1153613	04	1	I			MOUNTING GP - AIR		View Diagram
1157841	14	1	I			OIL FILTER LH	Drawing...	View Diagram
1157842	06	1	I			LH FUEL FILTER		View Diagram
1167004	02	1	I			REGULATOR GP - B		View Diagram
1218856	07	1	I			CONNECTION GP-G		View Diagram
1259326	01	1	I			TRANSFORMER POTENTIAL (480:120)		View Diagram
1294337	06	1	I			CONTROL GP (GSC)		View Diagram
1305653	03	1	I			PANEL GP-CONT-A		View Diagram

1312837	03	1	I	PANEL GP - CONTROL - A	View Diagram
1312960	02	1	I	RELAY GROUP	View Diagram
1340061	05	1	I	WIRING GP - ENGINE - RH	View Diagram
1343159	05	1	I	MTG GP-JW HEATER	View Diagram
1343160	05	1	I	MTG GP-JW HEATER	Drawing... View Diagram
1353319	03	1	I	CHARGER GP	View Diagram
1362054	02	1	I	CONT GP	View Diagram
1402665	02	1	I	DISPOSAL GP - FUME	View Diagram
1411598	01	1	I	SWITCH GP - DISCONNECT	View Diagram
1411809	03	1	I	BOX GP-BASIC	View Diagram
1441952	01	1	I	GENERATOR AR - POWER	View Diagram
1452911	07	1	I	BOX GP	View Diagram
1471165	11	1	I	SWITCHGEAR AR	View Diagram
1498779	02	1	I	HEATER GP	View Diagram
1519265	01	1	I	HARNESS ASSEMBLY-WIRING	View Diagram
1519266	03	1	I	HARNESS ASSEMBLY-WIRING	View Diagram
1530191	06	1	I	INSTALLATION AR- GENERATOR	View Diagram
1537726	03	1	I	CONTROL GROUP	View Diagram
1551390	01	1	I	MOUNTING GROUP	View Diagram
1551701	01	1	I	MOUNTING GP	View Diagram
1612491	01	1	I	RAIL GP- ENGINE,GEN,FLARED	View Diagram
1706481	00	1	I	PANEL GP	View Diagram
1792318	00	1	I	HARNESS GP - (AC/DC)	View Diagram
1797264	00	1	I	PACKAGING ARRANGEMENT	View Diagram
1831201	04	1	I	MUFFLER GP	View Diagram
1920788	01	1	I	DRAIN GP - COOLANT	View Diagram
1973887	01	1	I	MOUNTING GP - FILTER	View Diagram
2028640	01	1	I	DRAIN GP - OIL	View Diagram
1195148	01	1	I	COOLANT-LONG LIFE-BULK-1 LITER	View Diagram
1924902	02	1	I	INSULATION GP	View Diagram
1631462	00	1	I	SENSOR GP - SCAC TEMP.	View Diagram
1981905	00	1	I	PAINT - FINISH	View Diagram
2080387	02	1	I	CONDUIT GROUP	View Diagram
1883222	00	1	I	LINES GP - WATER	View Diagram
2046945	00	1	I	CONTAINER GP	View Diagram
2130420	00	1	I	MOUTING GROUP SWITCHGEAR	View Diagram
3L0284	1	1	I	*****TEST - PKG GEN SET*****	View Diagram
2020836	01	1	I	PANEL GP - REAR	View Diagram

2057860	00	1	I	MOUNTING GP - 17 DIGIT PIN	View Diagram
1889442	02	1	I	3516B DITA GEN SET ENGINE AR	View Diagram
2056513	01	1	I	WIRING GP	View Diagram
2027903	02	1	I	CONDUIT GP	View Diagram
1899100	03	1	I	MTG GP - RAD	View Diagram
2105558	01	1	I	BOX GROUP-LITERATURE	View Diagram
1900376	02	1	I	LINES GP - VENT	View Diagram
2086899	00	1	I	RADIATOR GROUP	View Diagram
1901328	01	1	I	BAFFLE GP	View Diagram
1902280	01	1	I	SUPPORT GP - LINES	View Diagram
9Y8163	1	1	I	PRIME + 10% POWER APPLICATION	View Diagram
PRIPLUS	F	1	I	PRIME PLUS 10% POWER APPL.	View Diagram
EMCENGU	F	1	I	ENGLISH DISPLAY UNITS	View Diagram
1214713	00	1	I	ENGLISH DISPLAY UNITS	View Diagram
LA3485	00	1	I	DUPLEX RECEPTACLE - 120V	View Diagram
ELEDUPR	F	1	I	DUPLEX RECEPTACLE - 120 VAC	View Diagram
1026843	02	1	I	DUPLEX RECEPTACLE - 120 VAC	View Diagram
LE2000	03	1	I	DOUBLE WALL 1250 GALLON FUEL T	View Diagram
FULTRS5	F	1	I	1250 GAL DW FUEL TRANSFER SYS	View Diagram
1469839	08	1	I	PANEL AS-CONTROL-FUEL TRANSFER	View Diagram
1912411	00	1	I	TANK GROUP- F 1250	View Diagram
LA3468	00	1	I	LUBE OIL MAKEUP SYSTEM	Drawing... View Diagram
LUBOMU3	F	1	I	LUBE OIL MAKE-UP SYSTEM	View Diagram
5N4659	07	1	I	OIL LEVEL REGULATOR	Drawing... View Diagram
1026845	03	1	I	LUBE OIL MAKE-UP SYSTEM	View Diagram
1026848	00	1	I	LOW OIL LEVEL ALARM	View Diagram
LA2977	01	1	I	RENTAL POWER DECALS	View Diagram
DECRPOW	F	1	I	RENTAL POWER DECAL	View Diagram
1422386	01	1	I	DECALCOMANIA GP (RENTAL)	View Diagram
LA2990	07	1	I	UNDERCARRIAGE AR-40 FT-3 AXLE	View Diagram
MNT403A	F	1	I	UNDERCARRIAGE AR. -40 FT-3 AXLE	View Diagram
9Y1392	02	1	I	JACK STAND	View Diagram
1515714	00	1	I	LADDER AS	View Diagram
1569155	01	1	I	HANDLE AS	View Diagram
1089591	02	1	I	STRAP	View Diagram
2119416	00	1	I	CHASSIS GROUP(BASIC)	View Diagram
LA3535	08	1	I	3000A, 480V UTILITY GRADE UPGR	View Diagram
SGRUGS2	F	1	I	UTILITY GRADE SWITCHGEAR	View Diagram
1216203	06	1	I	REGULATOR GP	View Diagram
1259976	00	1	I	RELAY GP.	View Diagram

1310341	01	1	I	METER GP	View Diagram
1364703	00	1	I	MOUNTING GP - BREAKER	View Diagram
1366168	05	1	I	PANEL AR - UTILITY	View Diagram
1471186	01	1	I	CONTROL GP - BREAKER	View Diagram
1471190	01	1	I	PARALLELING GP - D	View Diagram
1498781	02	1	I	HEATER GROUP	View Diagram
1725645	08	1	I	PANEL GP	View Diagram
1906718	00	1	I	PANEL GP (VPAP)	View Diagram
1967263	01	1	I	DIMENSIONS - GENERAL	View Diagram
1967266	02	1	I	INSTRUCTIONS - CUTS	View Diagram
1786325	02	1	I	MOUNTING GROUP - ISOLATOR	View Diagram
2067055	03	1	I	CONNECTION GP	View Diagram
2061236	01	1	I	BATTERY GP	View Diagram
2096242	00	1	I	HARNESS ASSY	View Diagram
2121303	00	1	I	ENCLOSURE GROUP-UG	View Diagram
5N9597	1	1	I	VOLTAGE INDICATOR 480V, 60HZ	View Diagram
60H0480	F	1	I	60HZ 480 VOLTS	View Diagram
0V1065	1	1	I	END USE: GENERAL EPG	View Diagram
MSEPGGN	F	1	I	GENERAL EPG	View Diagram
GG0001	01	1	I	2628 BHP 1825 GEN KW W/F 60 HZ	View Diagram
5N9635	1	1	I	EMISSIONS CERTIFIED	View Diagram
0K2944	1	1	I	1960 BKW (2628 BHP) @ 1800 RPM	View Diagram
CERTIFD	F	1	I	EPA & CARB NON-ROAD EMIS. CERT	View Diagram
SOUNDAT	F	1	I	SOUND ATTENUATED	View Diagram
XQRENTL	F	1	I	XQ RENTAL POWER	View Diagram

Caterpillar Confidential: **Green**

Content Owner: Commercial Processes Division

Web Master(s): [PSG Web Based Systems Support](#)

Current Date: 8/20/2018 10:07:26 AM

© Caterpillar Inc. 2018 All Rights Reserved.

[Data Privacy Statement](#).