

## ORDER INVOICE WITH ENGINEERING BREAKDOWN [8RM00583]

DECEMBER 22, 2016

For Help Desk Phone Numbers [Click here](#)



### Caution Ordering Parts from TMI Order Invoice with Engineering Breakdown

Order Invoice with Engineering Breakdown information is provided by the orders system, once you click breakdown of a part, TMI pulls the information from the Engineering Data System (EDS).

EDS is not a manufacturing bill of material system but a engineering part in effect system. TMI uses the built date and calls EDS to pull the part in effect at that time.

Recently, TMI added an as manufactured tab. This tab provides the consist as reported from the engine factory. This data is limited but growing for new manufactured engines. To see an example enter "WRH00104"

To validate you are ordering a correct part, TMI encourages you to contact Morton Parts. 800-566-7782 or [tech\\_support@cat.com](mailto:tech_support@cat.com)

The below option will email full breakdown of the serial number

Excel  PDF

FullBreakDown

Sales Model: 3512  
DITA

Invoice Number:GE  
274948

Dealer:  
E340

S.O. Number:  
JJD4700

Invoice Date: 2000-08-  
30

Feature Code

Part Numbers

Ship Loose


[Help](#)

## Feature Codes [Top](#)

37 results found, displaying 1 to 37



Reference Number	Eng Chg	Quantity	ASM	LESS	Set Type	Reference Drawing	Description
<a href="#">KW01360</a>	F	1	I				1360 EKW W/FAN
<a href="#">512DE62</a>	F	1	I				3512B 1360 EKW 60 HZ - LO BSFC
<a href="#">EMCPLUS</a>	F	1	I			<a href="#">Drawing...</a>	EMCP TWO PLUS
<a href="#">EMCENGU</a>	F	1	I				ENGLISH DISPLAY UNITS
<a href="#">EMCAM06</a>	F	1	I				ALARM MODULE - NFPA 99
<a href="#">EMCPLAR</a>	F	1	I				PANEL LIGHTS/AUXILIARY RELAY
<a href="#">CLSSTND</a>	F	1	I				COOLANT LOSS SENSING
<a href="#">EMCAM05</a>	F	1	I			<a href="#">Drawing...</a>	CUSTOM REM. ANNUNCIATOR MODULE
<a href="#">CLS0009</a>	F	1	I				COOLANT LEVEL SENSOR
<a href="#">CCM0001</a>	F	1	I				CUST COMMUNICATIONS MODULE-CCM
<a href="#">WTLVLS3</a>	F	1	I			<a href="#">Drawing...</a>	WATER LEVEL SWITCH GAUGE
<a href="#">VIBIS05</a>	F	1	I			<a href="#">Drawing...</a>	VIBRATION ISOLATORS
<a href="#">VIBIS07</a>	F	1	I				VIBRATION ISOLATORS - RADIATOR
<a href="#">ACT0005</a>	F	1	I				ANTIFREEZE
<a href="#">PFF0001</a>	F	1	I			<a href="#">Drawing...</a>	PRIMARY FUEL FILTER
<a href="#">FULCOL2</a>	F	1	I			<a href="#">Drawing...</a>	FUEL COOLER
<a href="#">FUMDIS4</a>	F	1	I			<a href="#">Drawing...</a>	FUMES DISPOSAL

37 results found, displaying 1 to 37

Reference Number	Eng Chg	Quantity	ASM	LESS 	Set Type	Reference Drawing	Description
<a href="#">LUBOIL1</a>	F	1	I			<a href="#">Drawing...</a>	LUBRICATING OIL
<a href="#">JWHD002</a>	F	1	I			<a href="#">Drawing...</a>	JACKET WATER HEATER - DUAL
<a href="#">LWS0001</a>	F	1	I				LOW WATER TEMPERATURE SWITCH
<a href="#">ELSDLH3</a>	F	1	I			<a href="#">Drawing...</a>	ELEC START MTR LH DUAL 24V
<a href="#">BAT2417</a>	F	1	I			<a href="#">Drawing...</a>	24 VOLT BATTERY SET - DRY
<a href="#">BTRCBL1</a>	F	1	I				BATTERY CABLES
<a href="#">BTR0001</a>	F	1	I			<a href="#">Drawing...</a>	BATTERY RACK
<a href="#">CBK0039</a>	F	1	I			<a href="#">Drawing...</a>	CIRCUIT BKR W/ST 3 POLE 2500 A
<a href="#">ALT2442</a>	F	1	I				CHARGING ALTERNATOR 24V 35 AMP
<a href="#">CBS3P03</a>	F	1	I				AUXILIARY SWITCH
<a href="#">60H0480</a>	F	1	I				60HZ 480 VOLTS
<a href="#">PRIPLUS</a>	F	1	I				PRIME PLUS 10% POWER APPL.
<a href="#">MSEPGGN</a>	F	1	I				GENERAL EPG
<a href="#">LITENGE</a>	F	4	I				EXTRA ENGLISH LITERATURE
<a href="#">TRSGEN7</a>	F	1	I				PGS TEST REPORT @ 0.8 PF
<a href="#">3512B</a>	F	1	I			<a href="#">Drawing...</a>	3512B DIESEL ENGINE.
<a href="#">LOWBSFC</a>	F	1	I				LO BSFC
<a href="#">60HERTZ</a>	F	1	I				60 HERTZ
<a href="#">EMCPTWO</a>	F	1	I			<a href="#">Drawing...</a>	ELECTRONIC MODULAR CONTROL PNL
<a href="#">XLEENGL</a>	F	1	I				EXTRA ENGLISH LITERATURE

## Part Numbers [Top](#)

83 results found, displaying 1 to 83


Reference Number	Eng Chg	Quantity	ASM	LESS 	Set Type	Description	Reference Drawing	SIS Part Diagram 
LL5043	00	1	I			1971 BHP 1360 GEN KW WF 60 HZ		<a href="#">View Diagram</a>
0P8910		1	I			POST SALE SPAR		<a href="#">View Diagram</a>
LA2401	02	1	I			3512B 1360 EKW 60 HZ - LO BSFC	<a href="#">Drawing...</a>	<a href="#">View Diagram</a>
1598835	02	1	I			3512B ENGINE AR. - BASIC	<a href="#">Drawing...</a>	<a href="#">View Diagram</a>
3L0414		1	I			SINGLE BEARING GEN ALIGN- 3500		<a href="#">View Diagram</a>
3L0432		1	I			TEST - PKG GEN SET (EMCP II)		<a href="#">View Diagram</a>
4P0558	00	1	I			CLEANER GP - AIR-B		<a href="#">View Diagram</a>
5N2438	05	1	I			FLEXIBLE FUEL LINES	<a href="#">Drawing...</a>	<a href="#">View Diagram</a>
5N9582		1	I			LOW BSFC STRATEGY		<a href="#">View Diagram</a>
5P2506	00	1	I			LITERATURE - ENGLISH	<a href="#">Drawing...</a>	<a href="#">View Diagram</a>
7N6782	08	1	I			RESTRICTION INDICATOR	<a href="#">Drawing...</a>	<a href="#">View Diagram</a>
7W3953	08	1	I			FAN DRIVE	<a href="#">Drawing...</a>	<a href="#">View Diagram</a>
7W5224	00	1	I			FAN PULLEY 0.428 RATIO	<a href="#">Drawing...</a>	<a href="#">View Diagram</a>
7W5639	02	1	I			BLOWER FAN 1829 MM (72 IN.)	<a href="#">Drawing...</a>	<a href="#">View Diagram</a>
7W7214	04	1	I			BELT GUARD	<a href="#">Drawing...</a>	<a href="#">View Diagram</a>
8N9639	04	1	I			GUARD GP-DAMPER		<a href="#">View Diagram</a>
9X9591	01	1	I			REMOTE SPEED CONTROL	<a href="#">Drawing...</a>	<a href="#">View Diagram</a>
9Y6676	04	1	I			RADIATOR GP (C) (46/CV) (IEA)		<a href="#">View Diagram</a>
1044704	03	1	I			MTG GP - CONTROL PNL (EMCP II)		<a href="#">View Diagram</a>
1131592	04	1	I			MTG GP - AIR CLEANER		<a href="#">View Diagram</a>
1157033	00	1	I			RAIL GP - ENGINE SPT		<a href="#">View Diagram</a>

1214450	10	1	I	BOX GP		<a href="#">View Diagram</a>
1218856	06	1	I	CONNECTION GP-G		<a href="#">View Diagram</a>
1269191	02	1	I	MOUNTING GP - ALTERNATOR		<a href="#">View Diagram</a>
1340064	04	1	I	WIRING GP - ENGINE		<a href="#">View Diagram</a>
1411808	01	1	I	BOX GP-BASIC		<a href="#">View Diagram</a>
1441706	03	1	I	GENERATOR 697 FRAME PM		<a href="#">View Diagram</a>
1530191	04	1	I	INSTALLATION AR- GENERATOR		<a href="#">View Diagram</a>
3L0456	1	1	I	PROCEDURE - DVR PROG AND TEST		<a href="#">View Diagram</a>
1216202	06	1	I	REGULATOR GP		<a href="#">View Diagram</a>
1455138	00	1	I	WIRING GP - DVR POWER		<a href="#">View Diagram</a>
1586167	04	1	I	ELECT. MODULAR CONT. PANEL II+		<a href="#">View Diagram</a>
1214713	00	1	I	ENGLISH DISPLAY UNITS		<a href="#">View Diagram</a>
1214716	01	1	I	ALARM MODULE - NFPA 99	<a href="#">Drawing...</a>	<a href="#">View Diagram</a>
1214712	01	1	I	PANEL LIGHTS/AUXILIARY RELAY		<a href="#">View Diagram</a>
1391129	00	1	I	COOLANT SENSING PROGRAM		<a href="#">View Diagram</a>
1311961	01	1	I	CUSTOM REM. ANNUNCIATOR MODULE		<a href="#">View Diagram</a>
1213364	00	1	I	COOLANT LEVEL SENSOR		<a href="#">View Diagram</a>
1028627	01	1	I	CUST COMMUNICATIONS MODULE-CCM		<a href="#">View Diagram</a>
7E9267	00	1	I	WATER LEVEL SWITCH GAUGE	<a href="#">Drawing...</a>	<a href="#">View Diagram</a>
5N8877	04	1	I	VIBRATION ISOLATORS		<a href="#">View Diagram</a>
9Y8234	03	1	I	VIBRATION ISOLATORS - RADIATOR		<a href="#">View Diagram</a>
PA3948	04	1	I	ANTIFREEZE		<a href="#">View Diagram</a>
2P9868	04	1	I	ANTIFREEZE-BULK - 1 LITER		<a href="#">View Diagram</a>
5N3701	1	1	I	**FACTORY NOTE**		<a href="#">View Diagram</a>
8N6435	02	1	I	PRIMARY FUEL FILTER	<a href="#">Drawing...</a>	<a href="#">View Diagram</a>
7E6681	03	1	I	FUEL COOLER		<a href="#">View Diagram</a>
LA1060	05	1	I	FUMES DISPOSAL		<a href="#">View Diagram</a>
9Y5563	00	1	I	FUMES DISPOSAL	<a href="#">Drawing...</a>	<a href="#">View Diagram</a>
1209818	04	1	I	FUMES DISPOSAL		<a href="#">View Diagram</a>
PA5311	05	1	I	LUBRICATING OIL		<a href="#">View Diagram</a>
5P2586	03	1	I	OIL - BULK - ONE LITER		<a href="#">View Diagram</a>
PA4391	08	1	I	JACKET WATER HEATER - DUAL		<a href="#">View Diagram</a>
6I1041	04	1	I	MOUNTING GP - JACKET WATER HTR		<a href="#">View Diagram</a>
6I1042	06	1	I	MOUNTING GP - JACKET WATER HTR		<a href="#">View Diagram</a>
7E6248	06	1	I	HEATER GP - JACKET WATER		<a href="#">View Diagram</a>
3E0264	02	1	I	LOW WATER TEMPERATURE SWITCH	<a href="#">Drawing...</a>	<a href="#">View Diagram</a>
PA2478	06	1	I	ELECTRIC STARTING MOTOR LH	<a href="#">Drawing...</a>	<a href="#">View Diagram</a>
8N3896	13	1	I	ELECTRIC STARTING MOTOR 24VDC	<a href="#">Drawing...</a>	<a href="#">View Diagram</a>
PA1787	10	1	I	24 VOLT BATTERY SET - DRY	<a href="#">Drawing...</a>	<a href="#">View Diagram</a>
7L7872	08	1	I	24 VOLT BATTERY SET - DRY		<a href="#">View Diagram</a>
7W0825	01	1	I	BATTERY CABLES		<a href="#">View Diagram</a>
3N7056	00	1	I	BATTERY RACK		<a href="#">View Diagram</a>
LA0467	02	1	I	CIRCUIT BKR W/ST 2500 A		<a href="#">View Diagram</a>
1057928	02	1	I	BREAKER GP - CKT		<a href="#">View Diagram</a>


1220317	02	1	I	PANEL AS.		<a href="#">View Diagram</a>
1220319	03	1	I	MOUNTING GP.		<a href="#">View Diagram</a>
1220320	01	1	I	WIRING GP.- SHUNT TRIP		<a href="#">View Diagram</a>
1220331	02	1	I	CONNECTION GP		<a href="#">View Diagram</a>
LA0427	08	1	I	CHARGING ALTERNATOR 24V 35AMP		<a href="#">View Diagram</a>
7C4803	02	1	I	ALTERNATOR GP - A		<a href="#">View Diagram</a>
7E4836	04	1	I	MOUNTING GP - ALT		<a href="#">View Diagram</a>
7W5780	04	1	I	GUARD GROUP - BELT		<a href="#">View Diagram</a>
1077361	01	1	I	DRIVE GP - ACC.	<a href="#">Drawing...</a>	<a href="#">View Diagram</a>
1336468	01	1	I	WIRE AS		<a href="#">View Diagram</a>
1057932	01	1	I	AUXILIARY SWITCH		<a href="#">View Diagram</a>
5N9597	1	1	I	VOLTAGE INDICATOR 480V, 60HZ		<a href="#">View Diagram</a>
0P1578	1	1	I	PRIME PLUS 10% RATING- 3500		<a href="#">View Diagram</a>
0V1065	1	1	I	END USE: GENERAL EPG		<a href="#">View Diagram</a>
0P9715	4	1	I	EXTRA LITERATURE - ENGLISH		<a href="#">View Diagram</a>
0P1793	1	1	I	GEN SET TEST CHG AT 0.8 PF		<a href="#">View Diagram</a>
LL5043	00	1	I	1971 BHP 1360 GEN KW WF 60 HZ		<a href="#">View Diagram</a>
OK1128	00	1	I	1470 KW @ 1800 RPM (1971) BHP		<a href="#">View Diagram</a>

## Ship Loose [Top](#)

65 results found, displaying 1 to 65

Reference Number	Eng Chg	Quantity	ASM	LESS 	Set Type	Description	BreakDown...
0S1588		8	S			BOLT	<a href="#">BreakDown...</a>
0S1615		2	S			BOLT	<a href="#">BreakDown...</a>
1L3769		1	S			RING-RETAINING	<a href="#">BreakDown...</a>
1W0531		1	S			BASE-PRIM F FIL	<a href="#">BreakDown...</a>
2H3429		1	S			RING-RETAINING	<a href="#">BreakDown...</a>
2J0157		1	S			SEAL-O RING	<a href="#">BreakDown...</a>
2N8928		8	S			CLIP-LOOP	<a href="#">BreakDown...</a>
2N9768		1	S			SWITCH-LEVEL	<a href="#">BreakDown...</a>
2V7397		2	S			CABLE AS	<a href="#">BreakDown...</a>
3K1715		1	S			CABLE AS	<a href="#">BreakDown...</a>
3N6504		1	S			HOSE AS	<a href="#">BreakDown...</a>
3N7054		1	S			SUPPORT AS-BAT	<a href="#">BreakDown...</a>
3N7055		1	S			BOARD	<a href="#">BreakDown...</a>
3V6785		1	S			CABLE AS	<a href="#">BreakDown...</a>
4P0720		1	S			TUBE AS	<a href="#">BreakDown...</a>
4P0721		1	S			TUBE AS	<a href="#">BreakDown...</a>
5F5990		2	S			CLIP	<a href="#">BreakDown...</a>
5M2894		16	S			WASHER-HARD	<a href="#">BreakDown...</a>
5P0537		2	S			WASHER-HARD	<a href="#">BreakDown...</a>
5P0597		2	S			CLAMP-HOSE	<a href="#">BreakDown...</a>
5P1472		580	S			HOSE	<a href="#">BreakDown...</a>
5P7197		8	S			WASHER-HARD	<a href="#">BreakDown...</a>
5S7382		2	S			BOLT	<a href="#">BreakDown...</a>
6V6866		2	S			PLUG	<a href="#">BreakDown...</a>
7D8793		1	S			ELBOW-FLARED	<a href="#">BreakDown...</a>

65 results found, displaying 1 to 65

Reference Number	Eng Chg	Quantity	ASM	LESS 	Set Type	Description	BreakDown...
7E9268		1	S			SUPPORT AS-SW	<a href="#">BreakDown...</a>
7H9678		1	S			RETAINER-ELEMENT	<a href="#">BreakDown...</a>
7N1628		1	S			NUT	<a href="#">BreakDown...</a>
7N5274		1	S			COVER-TERMINAL	<a href="#">BreakDown...</a>
7S9323		1	S			SPRING	<a href="#">BreakDown...</a>
8H2778		1	S			GASKET	<a href="#">BreakDown...</a>
8H7202		1	S			CASE AS-F FIL	<a href="#">BreakDown...</a>
8L8413		4	S			STRAP-CABLE	<a href="#">BreakDown...</a>
8N0869		1	S			COVER-TERMINAL	<a href="#">BreakDown...</a>
8N1186		1	S			HOSE AS	<a href="#">BreakDown...</a>
8N1663		2	S			BOOT	<a href="#">BreakDown...</a>
8N1725		1	S			COVER-TERMINAL	<a href="#">BreakDown...</a>
8T4896		2	S			WASHER-HARD	<a href="#">BreakDown...</a>
9G0003		4	S			COVER-TERMINAL	<a href="#">BreakDown...</a>
9G0004		4	S			COVER-TERMINAL	<a href="#">BreakDown...</a>
9G8909		1	S			COVER-TERMINAL	<a href="#">BreakDown...</a>
9M2342		1	S			SCREEN AS-FILTER	<a href="#">BreakDown...</a>
9S8752		8	S			NUT-FULL	<a href="#">BreakDown...</a>
9X9730		4	S			BATTERY-12 VOLT	<a href="#">BreakDown...</a>
0321268		3	S			ELBOW-FLARED	<a href="#">BreakDown...</a>
1311961		1	S			PANEL GP-INST	<a href="#">BreakDown...</a>
1533864		8	S			MOUNT AS	<a href="#">BreakDown...</a>
1533865		2	S			MOUNT AS	<a href="#">BreakDown...</a>
1648940		1	S			CONT GP -E	<a href="#">BreakDown...</a>
1716719		1	S			PARTS KIT	<a href="#">BreakDown...</a>
1716721		1	S			PARTS KIT	<a href="#">BreakDown...</a>
JERC2162		1	S			SOFT	<a href="#">BreakDown...</a>
SEBP2414		5	S			PTSBK	<a href="#">BreakDown...</a>
SEBP2442		5	S			PTSBK	<a href="#">BreakDown...</a>
SEBU6042		5	S			SUPP	<a href="#">BreakDown...</a>
SEBU6251		5	S			LUBE	<a href="#">BreakDown...</a>
SEBU6874		1	S			OMM	<a href="#">BreakDown...</a>
SEBU6916		5	S			OMM	<a href="#">BreakDown...</a>
SEBU6918		5	S			OMM	<a href="#">BreakDown...</a>
SEBU6984		5	S			SUPP	<a href="#">BreakDown...</a>
SELF5308		1	S			WARRANTY	<a href="#">BreakDown...</a>
SELS0086		5	S			S.I.	<a href="#">BreakDown...</a>
SENR4794		5	S			SCHEMATIC	<a href="#">BreakDown...</a>
ESO		1	S			(PRNT ESO COPY)	<a href="#">BreakDown...</a>
PML		1	S			*REQUIRED DECALS	<a href="#">BreakDown...</a>

Caterpillar Confidential: **Green**

Content Owner: Commercial Processes Division

Web Master(s): [PSG Web Based Systems Support](#)

Current Date: 12/22/2016 8:12:27 AM

© Caterpillar Inc. 2016 All Rights Reserved.

[Data Privacy Statement](#).